Vall d'Hebron
Barcelona Hospital Campus

Annual Report 2017

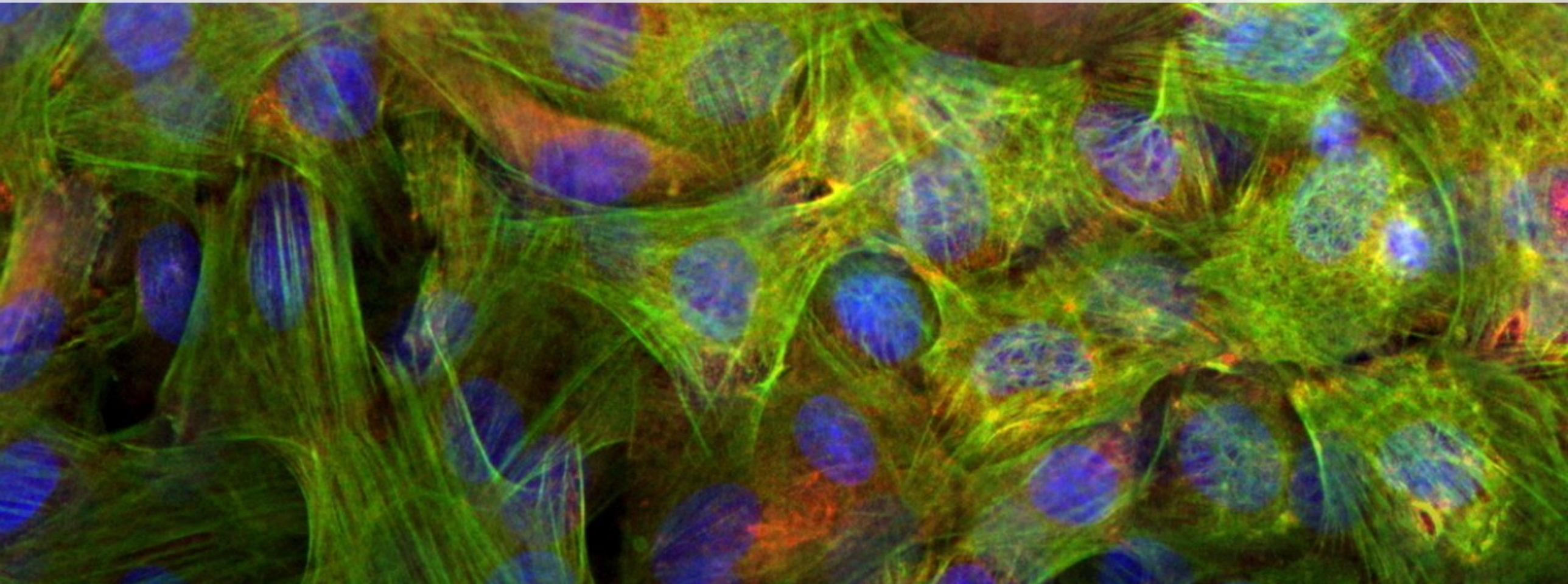

Organization Chart

Governing bodies

Research

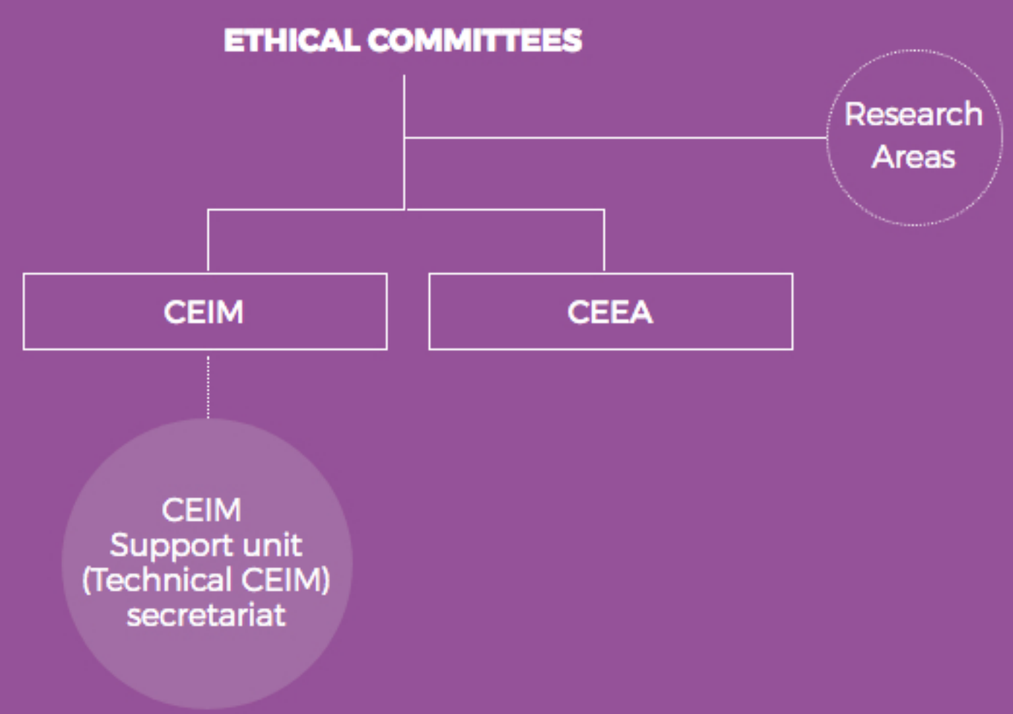

Administrative Structure

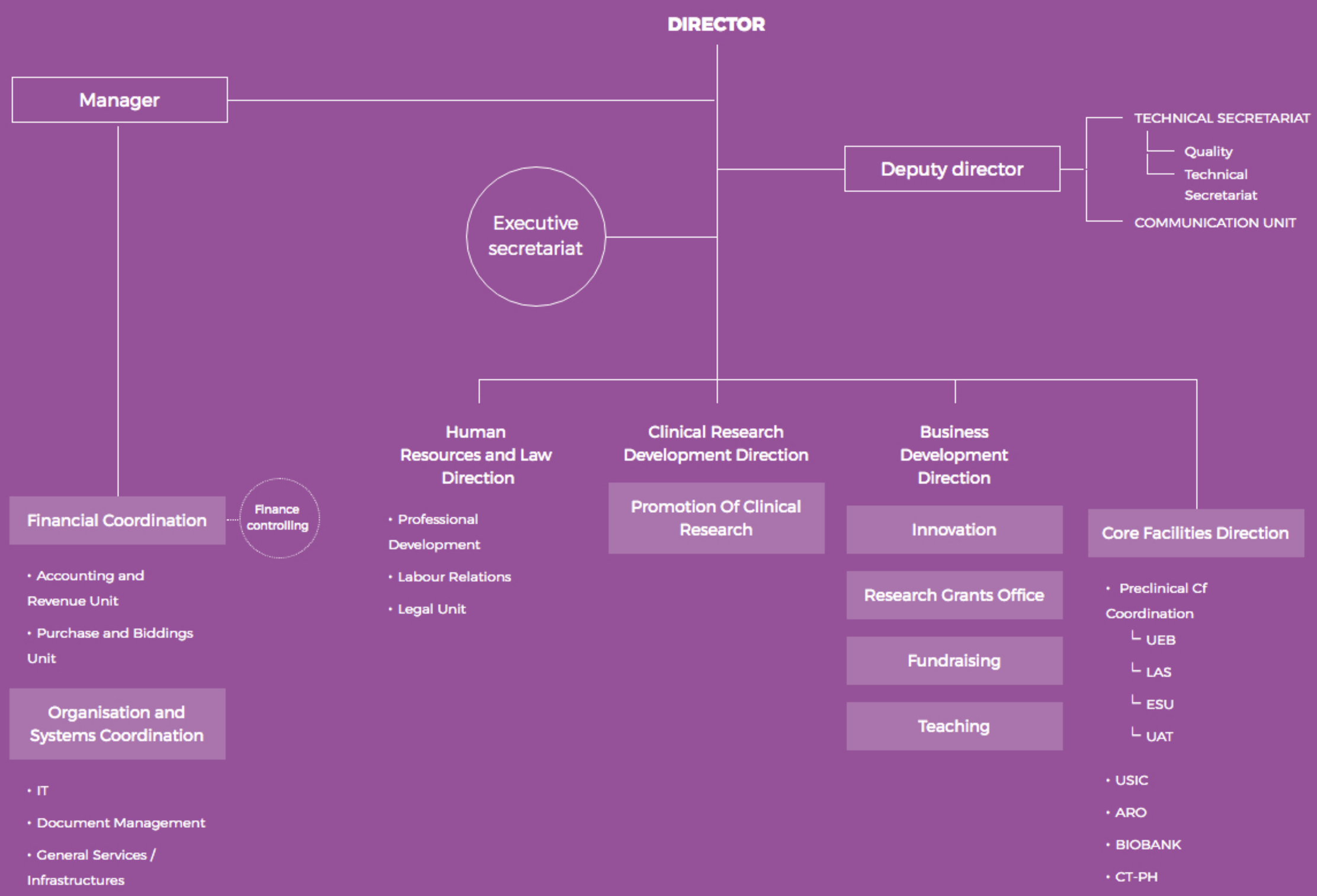

© FIR-HUVH Fundació Institut de Recerca Hospital Universitari Vall d'Hebron 2017 | Developed by: ondeuev

Vall d'Hebron Institute of Research VHIR

Vall d'Hebron Barcelona Hospital Campus

Oncology

Overview

The Oncology research area is composed by nine groups addressing the principal unsolved issues in cancer. Their research covers fields such as child and adolescent cancer, melanoma, Gynecology, Urology, cancer stem cells and the molecular mechanisms of the tumor pathologies.

There are also three groups from the CIBBIM-Nanomedicine. These groups study the use of nanotechnology in biomedical applications to improve therapeutic strategies and diagnostics.

Publications

120	757.123	6.309
TOTAL	IMPACT FACTOR	AVERAGE IMPACT FACTOR

SELECT RESEARCH GROUP

Research Areas

< Oncology

Vascular Biology and Metabolism (VAM)

Neurosciences

Infectious Diseases

Digestive and Liver Diseases

Immunomediated Diseases and Innovative Therapies

Research in Surgery

Obstetrics, Pediatrics and Genetics

© FIR-HUVH Fundació Institut de Recerca Hospital Universitari Vall d'Hebron 2017 | Developed by: ondeuev

Oncology

Overview

The Oncology research area is composed by nine groups addressing the principal unsolved issues in cancer. Their research covers fields such as child and adolescent cancer, melanoma, Gynecology, Urology, cancer stem cells and the molecular mechanisms of the tumor pathologies.

There are also three groups from the CIBBIM-Nanomedicine. These groups study the use of nanotechnology in biomedical applications to improve therapeutic strategies and diagnostics.

Publications

120	757.123	6.309
TOTAL	IMPACT FACTOR	AVERAGE IMPACT FACTOR

Translational Molecular Pathology

Director: Santiago Ramon y Cajal Agüeras

team zoom download

35	256.540	7.330
TOTAL	IMPACT FACTOR	AVERAGE IMPACT FACTOR

SELECTED ARTICLES

Sesé M, Fuentes P, Esteve-Codina A, **Béjar E**, McGrail K, Thomas G, **Aasen T**, **Ramón Y Cajal S**.
Hypoxia-mediated translational activation of ITGB3 in breast cancer cells enhances TGF-β signaling and malignant features in vitro and in vivo.
Oncotarget. 2017 Dec 12;8(70):114856-114876.
DOI: 10.18632/oncotarget.23145.
IF: 5,168

Ramón Y Cajal S, Capdevila C, **Hernandez-Losa J**, De Mattos-Arruda L, Ghosh A, Lorent J, Larsson O, **Aasen T**, Postovit LM, Topisirovic I.
Cancer as an ecomolecular disease and a neoplastic consortium.
Biochim Biophys Acta. 2017 Dec;1868(2):484-499.
DOI: 10.1016/j.bbcan.2017.09.004.
IF: 9,452

Salcedo Allende MT, Zeron-Medina J, **Hernandez J**, Macarulla T, Balsells J, Merino X, Allende H, Tabernero J, **Ramon Y Cajal S**.
Overexpression of Yes Associated Protein 1, an Independent Prognostic Marker in Patients With Pancreatic Ductal Adenocarcinoma, Correlated With Liver Metastasis and Poor Prognosis.
Pancreas. 2017 Aug;46(7):913-920.
DOI: 10.1097/MPA.0000000000000867.
IF: 2,967

Peg V, Sansano I, Vieites B, Bernet L, Cano R, Córdoba A, Sancho M, Martín MD, Vilardell F, Cazorla A, Espinosa-Bravo M, Pérez-García JM, Cortés J, Rubio IT, **Ramón Y Cajal S**.
Role of total tumour load of sentinel lymph node on survival in early breast cancer patients.
Breast. 2017 Jun;33:8-13.
DOI: 10.1016/j.breast.2017.02.011.
IF: 2,801

Bullman S, Pedamallu CS, Sicinska E, Clancy TE, Zhang X, Cai D, Neuberg D, Huang K, Guevara F, Nelson T, Chipashvili O, Hagan T, Walker M, Ramachandran A, Diosdado B, Serna G, Mulet N, **Landolfi S**, **Ramon Y Cajal S**, Fasani R, Aguirre AJ, Ng K, Élez E, Ogino S, Tabernero J, Fuchs CS, Hahn WC, Nuciforo P, Meyerson M.
Analysis of Fusobacterium persistence and antibiotic response in colorectal cancer.
Science. 2017 Dec 15;358(6369):1443-1448.
DOI: 10.1126/science.aal5240.
IF: 37.205

VIEW ALL PUBLICATIONS >

© FIR-HUVH Fundació Institut de Recerca Hospital Universitari Vall d'Hebron 2017 | Developed by: ondeuev

Oncology

Overview

The Oncology research area is composed by nine groups addressing the principal unsolved issues in cancer. Their research covers fields such as child and adolescent cancer, melanoma, Gynecology, Urology, cancer stem cells and the molecular mechanisms of the tumor pathologies.

There are also three groups from the CIBBIM-Nanomedicine. These groups study the use of nanotechnology in biomedical applications to improve therapeutic strategies and diagnostics.

Publications

120	757.123	6.309
TOTAL	IMPACT FACTOR	AVERAGE IMPACT FACTOR

CIBBIM – Nanomedicine. Drug delivery and targeting

Director: Simón Schwartz Navarro

team zoom download

11	46.587	4.235
TOTAL	IMPACT FACTOR	AVERAGE IMPACT FACTOR

SELECTED ARTICLES

Diana Rafael, Francesc Martínez, Fernanda Andrade, Joaquim Seras-Franzoso, Natalia Garcia-Aranda, Pertra Gener, Joan sayós, Diego Arango, Ibane Abasolo, Simó Schwartz Jr.
Efficient EFGR mediated siRNA delivery to Breast Cancer Cells by Cetuximab Functionalized Pluronic ® F127/Gelatin.
Chemical Engineering Journal
https://doi.org/10.1016/j.cej.2017.12.114
IF: 6,216

Kandhaya-Pillai R, Miro-Mur F, Alijotas-Reig J, Tchkonia T, Kirkland JL, Schwartz S Jr.
TNFα-Senescence Initiates a STAT-Dependent Positive Feedback Loop, Leading to a Sustained Interferon Signature, DNA Damage, and Cytokine Secretion.
Aging-US, 2017 Nov 22;9(11):2411-2435
doi: 10.18632/aging.101328.
IF: 4,867

Rocas P, Fernández Y, García-Aranda N, Foradada L, Calvo P, Avilés P, Guillén MJ, Schwartz S Jr., Rocas J, Albericio F, Abasolo, I.
Improved Pharmacokinetic Profile of Lipophilic Anti-Cancer Drugs Using αvβ3-targeted Polyurethane-Polyurea Nanoparticles.
Nanomedicine-NBM.
doi: 10.1016/j.nano.2017.10.009. Epub 2017 Nov 7.
IF: 5,671

Mateo-Lozano S, Bazzocco S, Rodrigues P, Mazzolini R, Andretta E, Dopeso H, Fernández Y, Del Llano E, Bilic J, Suárez-López L, Macaya I, Cartón-García F, Nieto R, Jimenez-Flores LM, de Marcondes PG, Nuñez Y, Afonso E, Cacci K, Hernández-Losa J, Landolfi S, Abasolo I, Ramón Y Cajal S, Mariadason JM, Schwartz S Jr, Matsui T, Arango D.
Loss of the EPH receptor B6 contributes to colorectal cancer metastasis.
Sci Rep. 2017 Mar 6;7:43702.
doi: 10.1038/srep43702. PMID: 28262839
IF: 5,228

Schwartz S Jr *Unmet needs in developing nanoparticles for precision medicine.*
Nanomedicine (Lond). 2017 Feb;12(4):271-274
doi: 10.2217/nnm-2016-0390.
IF: 4,889

VIEW ALL PUBLICATIONS >

© FIR-HUVH Fundació Institut de Recerca Hospital Universitari Vall d'Hebron 2017 | Developed by: ondeuev

Oncology

Overview

The Oncology research area is composed by nine groups addressing the principal unsolved issues in cancer. Their research covers fields such as child and adolescent cancer, melanoma, Gynecology, Urology, cancer stem cells and the molecular mechanisms of the tumor pathologies.

There are also three groups from the CIBBIM-Nanomedicine. These groups study the use of nanotechnology in biomedical applications to improve therapeutic strategies and diagnostics.

Publications

120 TOTAL

757.123 IMPACT FACTOR

6.309 AVERAGE IMPACT FACTOR

Translational Research in Child and Adolescent Cancer

Director: Josep Sánchez de Toledo

team zoom download

Overview | Publications | Main research projects

22 TOTAL

124.851 IMPACT FACTOR

5.675 AVERAGE IMPACT FACTOR

SELECTED ARTICLES

Cunha R, Zago MA, Querol S, Volt F, Ruggeri A, Sanz G, Pouthier F, Kogler G, Vicario JL, Bergamaschi P, Saccardi R, Lamas CH, **Diaz-de-Heredia C**, Michel G, Bittencourt H, Tavella M, Panepucci RA, Fernandes F, Pavan J, Gluckman E, Rocha V.
Impact of CTLA4 genotype and other immune response gene polymorphisms on outcomes after single umbilical cord blood transplantation. Blood. 2017 Jan 26;129(4):525-532. doi: 10.1182/blood-2016-06-722249.
IF: 13,164

Almazan-Moga A, Zarzosa P, Vidal I, Molist C, Giralt I, Navarro N, Soriano A, Segura MF, Alfranca A, Garcia-Castro J, Sanchez de Toledo J, Roma J, Gallego S.
Hedgehog Pathway Inhibition Hampers Sphere and Holoclone Formation in Rhabdomyosarcoma.
Stem Cells Int. 2017;2017:7507380.
doi: 10.1155/2017/7507380.
IF: 3,54

Segura MF, Jubierre L, Li S, Soriano A, Koetz L, Gaziel-Sovran A, Masanas M, Kleffman K, Dankert JF, Walsh MJ, Hernando E.
Kruppel-like factor 4 (KLF4) regulates the miR-183~96~182 cluster under physiologic and pathologic conditions.
Oncotarget. 2017 Feb 17.
doi: 10.18632/oncotarget.15459.
IF: 5,168

Almazan-Moga A, Zarzosa P, Molist C, Velasco P, Pyczek J, Simon-Keller K, Giralt I, Vidal I, Navarro N, Segura MF, Soriano A, Navarro S, Tirado OM, Ferreres JC, Santamaria A, Rota R, Hahn H, Sanchez de Toledo J, Roma J, Gallego S.
Ligand-dependent Hedgehog pathway activation in Rhabdomyosarcoma: the oncogenic role of the ligands. Br J Cancer. 2017 Oct 24;117(9):1314-1325.
doi: 10.1038/bjc.2017.305.
IF: 6,176

Barzaghi F, Amaya Hernandez LC, Neven B, Ricci S, Kucuk ZY, Bleesing J, Nademi Z, Slatter MA, Ulloa ER, Shcherbina A, Roppelt A, Worth A, Silva J, Aiuti A, Murguia-Favela L, Speckmann C, Carneiro-Sampaio M, Fernandes JF, Baris S, Ozen A, Karakoc-Aydiner E, Kiykim A, Schulz A, Steinmann S, Notarangelo LD, Gambineri E, Lionetti P, Shearer WT, Forbes L, Martinez C, Moshous D, Blanche S, Fisher A, Ruemmele FM, Tissandier C, Ouachee-Chardin M, Rieux-Laucat F, Cavazzana M, Qasim W, Lucarelli B, Albert MH, Kobayashi I, Alonso L, Diaz De Heredia C, Kanegane H, Lawitschka A, Seo JJ, Gonzalez-Vicent M, Diaz MA, Goyal RK, Sauer MG, Yesilipek A, Kim M, Yilmaz-Demirdag Y, Bhatia M, Khlevner J, Richmond Padilla EJ, Martino S, Montin D, Neth O, Molinos-Quintana A, Valverde-Fernandez J, Broides A, Pinsk V, Ballauf A, Haerynck F, Bordon V, Dhooge C, Garcia-Lloret ML, Bredius RG, Kalwak K, Haddad E, Seidel MG, Duckers G, Pai SY, Dvorak CC, Ehl S, Locatelli F, Goldman F, Gennery AR, Cowan MJ, Roncarolo MG, Bacchetta R.
Long-term follow up of IPEX syndrome patients after different therapeutic strategies: an international multicenter retrospective study.
J Allergy Clin Immunol. 2017 Dec 11.
pii: S0091-6749(17)31893-6.
doi: 10.1016/j.jaci.2017.10.041.
IF: 13,08

VIEW ALL PUBLICATIONS >

© FIR-HUVH Fundació Institut de Recerca Hospital Universitari Vall d'Hebron 2017 | Developed by: ondeuev

Oncology

Overview

The Oncology research area is composed by nine groups addressing the principal unsolved issues in cancer. Their research covers fields such as child and adolescent cancer, melanoma, Gynecology, Urology, cancer stem cells and the molecular mechanisms of the tumor pathologies.

There are also three groups from the CIBBIM-Nanomedicine. These groups study the use of nanotechnology in biomedical applications to improve therapeutic strategies and diagnostics.

Publications

120	757.123	6.309
TOTAL	IMPACT FACTOR	AVERAGE IMPACT FACTOR

Biomedical Research in Urology

Director: Joan Morote Robles

team zoom download

Overview | Publications | Main research projects

17	166.348	9.785
TOTAL	IMPACT FACTOR	AVERAGE IMPACT FACTOR

SELECTED ARTICLES

Sequeiros T; Rigau M; Chiva C; Montes M; Garcia-Grau I; Garcia M; Diaz S; Celma A; Bijnsdorp I; Campos A; DiMauro P; Borrós S; Reventós J; Paciucci R; Pegtel M; deTorres I; Sabidó E; Morote J; Olivan M.
Targeted proteomics in urinary extracellular vesicles identifies biomarkers for diagnosis and prognosis of prostate cancer. Oncotarget,
2017; 8(3):4960-4976.
IF 5,168 Oncology Q=1.

Vilardell J, Alcaraz E, Sarró E, Trilla E, Cuadros T, de Torres I, Plana M, Ramón Y Cajal S, Pinna LA, Ruzzene M, Morote J, Meseguer A, Itarte E.
Under-expression of CK2β subunit in ccRCC represents a complementary biomarker of p-STAT3 Ser727 that correlates with patient survival. Oncotarget.
2017;9(5):5736-5751.
doi: 10.18632/oncotarget.23422.
IF 5,168 Oncology Q=1.

Caro-Maldonado A, Camacho L, Zabala-Letona A, Torrano V, Fernández-Ruiz S, Zamacola-Bascaran K, Arreal L, Valcárcel-Jiménez L, Martín-Martín N, Flores JM, Cortazar AR, Zúñiga-García P, Arruabarrena-Aristorena A, Guillaumond F, CabreraD, Falcón-Perez JM, Aransay AM, Gomez-Muñoz A, Olivan M, Morote J, Carracedo A.
Low-dose statin treatment increases prostate cancer aggressiveness. Oncotarget.
2017;9(2):1494-1504.
doi: 10.18632/oncotarget.22217.
IF 5,168 Oncology Q=1.

Morote J, Comas I, Ferrer R, Planas J, Celma A, Regis L.
Accuracy of serum luteinizing hormone and serum testosterone measurements to assess the efficacy of medical castration in prostate cancer patients. J Biomed Sci.
2017;24(1):81.
doi: 10.1186/s12929-017-0386-0.
IF:2,799 Oncology.

Cánovas V, Puñal Y, Maggio V, Redondo E, Marín M, Mellado B, Olivan M, Lleonart M, Planas J, Morote J, Paciucci R.
Prostate Tumor Overexpressed-1(PTOV1) promotes docetaxel-resistance and survival of castration resistant prostate cancer cells. Oncotarget.
2017;8(35):59165-59180.
doi:10.18632/oncotarget.19467.
IF 5,168 Oncology Q=1.

VIEW ALL PUBLICATIONS >

© FIR-HUVH Fundació Institut de Recerca Hospital Universitari Vall d'Hebron 2017 | Developed by: ondeuev

Oncology

Overview

The Oncology research area is composed by nine groups addressing the principal unsolved issues in cancer. Their research covers fields such as child and adolescent cancer, melanoma, Gynecology, Urology, cancer stem cells and the molecular mechanisms of the tumor pathologies.

There are also three groups from the CIBBIM-Nanomedicine. These groups study the use of nanotechnology in biomedical applications to improve therapeutic strategies and diagnostics.

Publications

120	757.123	6.309
TOTAL	IMPACT FACTOR	AVERAGE IMPACT FACTOR

Biomedical Research in Gynecology

Director: Gil Moreno, Antonio

team zoom download

Overview | Publications | Main research projects | Patents

14	63.870	4.562
TOTAL	IMPACT FACTOR	AVERAGE IMPACT FACTOR

SELECTED ARTICLES

Elena Martinez-Garcia, Antoine Lesur, Laura Devis, Silvia Cabrera, Xavier Matias-Guiu, Marc Hirschfeld, Jasmin Asberger, Jan van Oostrum, María de los Ángeles Casares de Cal, Antonio Gómez-Tato, Jaume Reventos, Bruno Domon*, Eva Colas*, Antonio Gil-Moreno*
Targeted proteomics identifies proteomic signatures in liquid-biopsies of the endometrium to diagnose endometrial cancer and assist in the prediction of the optimal surgical treatment
Clinical Cancer Research. 2017 Aug 8; pii: clincanres.0474.2017
DOI: 10.1158/1078-0432.CCR-17-0474
IF: 9,619 Q1/D1

Devis L, Moiola CP, Masia N, Martinez-Garcia E, Santacana M, Stirbat TV, Brochard-Wyart F, García Á, Alameda F, Cabrera S, Palacios J, Moreno-Bueno G, Abal M, Thomas W, Dufour S, Matias-Guiu X, Santamaria A, Reventos J, Gil-Moreno A, Colas E
Activated leukocyte cell adhesion molecule (ALCAM) is a marker of recurrence and promotes cell migration, invasion and metastasis in early stage endometrioid endometrial cancer
J Pathol. 2017 Mar; 241(4):475-487
DOI: 10.1002/path.4851
IF: 7,381 Q1/D1

Vallvé-Juanico J, Suárez-Salvador E, Castellví J, Ballesteros A, Taylor HS, Gil-Moreno A, Santamaria X.
Aberrant expression of epithelial leucine-rich repeat containing G protein-coupled receptor 5-positive cells in the eutopic endometrium in endometriosis and implications in deep-infiltrating endometriosis.
Fertil Steril. 2017 Sept 15; pii: S0015-0282(17)31740-5
DOI: 10.1016/j.fertnstert.2017.08.018
IF: 4,373 Q1

Altadill T, Dowdy TM, Gill K, Reques A, Menon SS, Moiola CP, Lopez-Gil C, Coll E, Matias-Guiu X, Cabrera S, Garcia A, Reventos J, Byers SW, Gil-Moreno A, Cheema AK, Colas E.
Metabolomic and Lipidomic Profiling Identifies The Role of the RNA Editing Pathway in Endometrial Carcinogenesis
Sci Rep. 2017 Aug 18; 7(1):8803
DOI: 10.1038/s41598-017-09169-2
IF: 4,259 Q1

Rosso M*, Majem B*, Lapyckyj M, Devis L, Abascal Mª F, Llauradó M, Matos Mª L, Besso Mª J, Lanau L, Castellví J, Sánchez-Iglesias JL, Pérez-Benavente A, Santamaria A, Gil-Moreno A, Reventós J, Rigau M, Vazquez-Levin M (*Equally contributing)
E-cadherin: a determinant molecule associated with ovarian cancer progression, dissemination and aggressiveness
Plos One. 2017 Sept 21; 12(9):e0184439
DOI: 10.1371/journal.pone.0184439
IF: 2,806 Q1

VIEW ALL PUBLICATIONS >

© FIR-HUVH Fundació Institut de Recerca Hospital Universitari Vall d'Hebron 2017 | Developed by: ondeuev

Oncology

Overview

The Oncology research area is composed by nine groups addressing the principal unsolved issues in cancer. Their research covers fields such as child and adolescent cancer, melanoma, Gynecology, Urology, cancer stem cells and the molecular mechanisms of the tumor pathologies.

There are also three groups from the CIBBIM-Nanomedicine. These groups study the use of nanotechnology in biomedical applications to improve therapeutic strategies and diagnostics.

Publications

120	757.123	6.309
TOTAL	IMPACT FACTOR	AVERAGE IMPACT FACTOR

Biomedical Research in Melanoma

Director: Juan Angel Recio Conde

team zoom download

Overview | Publications | Main research projects

5	23.742	4.748
TOTAL	IMPACT FACTOR	AVERAGE IMPACT FACTOR

SELECTED ARTICLES

ALDH1A3 is epigenetically regulated during melanocyte transformation and is a target for melanoma treatment.
Pérez-Alea M, McGrail K, Sánchez-Redondo S, Ferrer B, Fournet G, Cortés J, Muñoz E, Hernandez-Losa J, Tenbaum S, Martin G, Costello R, Ceylan I, Garcia-Patos V, Recio JA.
Oncogene. 2017 Oct 12;36(41):5695-5708.
doi: 10.1038/onc.2017.160.
Epub 2017 Jun 5.
IF: 7.52

Genetic Profiles of Squamous Cell Carcinomas Associated with Recessive Dystrophic Epidermolysis Bullosa Unveil NOTCH and TP53 Mutations and an Increased MYC Expression.
Sans-DeSanNicolas L, Caratú G, Vidal-Cortés O, Sanchez-Redondo S, Ferrer B, Mancuso F, González-Sanchez E, Pérez-Alea M, McGrail K, Hernandez-Losa J, Bodet D, Vivancos A, Garcia-Patos V, Recio JA.
J Invest Dermatol. 2018 Jun;138(6):1423-1427.
doi: 10.1016/j.jid.2017.12.026.
Epub 2017 Dec 29.
IF: 6.29

Utility of Ultrasound in a Rapidly Growing Cutaneous Nodule in an Infant.
Ubals M, Castany A, Bassas P, Mollet J, Aparicio G, García-Patos V.
J Pediatr. 2017 Jan;180:290-290.e1.
doi: 10.1016/j.jpeds.2016.09.038.
Epub 2016 Oct 14.
IF:3.87

Use of Molecular Biology Techniques in Sarcoidal Granulomatous Dermatitis: A Clinicopathological and Molecular Approach with Diagnostic Implications.
Esteves TC, Tórtola T, Ferrer B, Aparicio G, Sulleiro E, González-López J, Moure Z, Romero D, Garcia-Patos V.
Acta Derm Venereol.
2017 Nov 15;97(10):1241-1242.
doi: 10.2340/00015555-2745.
IF: 3.65

Spiny hyperkeratosis (trichodysplasia spinulosa-like eruption): a cutaneous adverse effect of Hedgehog pathway inhibitors involving expression of p16.
López-Lerma I, Ferrer B, Zarzoso I, Hernández-Losa J, García-Patos V.
J Eur Acad Dermatol Venereol. 2017 Apr;31(4):e182-e184. doi: 10.1111/jdv.13907.
IF: 3.53

© FIR-HUVH Fundació Institut de Recerca Hospital Universitari Vall d'Hebron 2017 | Developed by: ondeuev

Oncology

Overview

The Oncology research area is composed by nine groups addressing the principal unsolved issues in cancer. Their research covers fields such as child and adolescent cancer, melanoma, Gynecology, Urology, cancer stem cells and the molecular mechanisms of the tumor pathologies.

There are also three groups from the CIBBIM-Nanomedicine. These groups study the use of nanotechnology in biomedical applications to improve therapeutic strategies and diagnostics.

Publications

120
TOTAL

757.123
IMPACT FACTOR

6.309
AVERAGE IMPACT FACTOR

Biomedical Research in Cancer Stem Cells

Director: Matilde E. Lleonart

team zoom download

Overview | Publications | Main research projects

9
TOTAL

47.580
IMPACT FACTOR

5.290
AVERAGE IMPACT FACTOR

SELECTED ARTICLES

Mitochondrial dysfunction and potential anticancer therapy.
'MEDICINAL RESEARCH REVIEWS
IF= 8,76

ROS-mediated Autophagy Defines the Fate of Cancer Stem Cells.
ANTIOXIDANTS & REDOX SIGNALING
IF= 6,34

miR-99a reveals two novel oncogenic proteins E2F2 and EMR2 and represses stemness in lung cancer.
CELL DEATH & DISEASE.
IF= 7,983

The interplay between autophagy and tumorigenesis: exploiting autophagy as a means of anticancer therapy.
BIOL REV CAMB PHILOS SOC.
IF= 11,62

Targeting cancer cells through antibiotics-induced mitochondrial dysfunction requires autophagy inhibition.
CANCER LETT.
IF= 6,38

VIEW ALL PUBLICATIONS >

Research Areas

< Oncology
Vascular Biology and Metabolism (VAM)
Neurosciences
Infectious Diseases
Digestive and Liver Diseases
Immunomediated Diseases and Innovative Therapies
Research in Surgery
Obstetrics, Pediatrics and Genetics

© FIR-HUVH Fundació Institut de Recerca Hospital Universitari Vall d'Hebron 2017 | Developed by: ondeuev

Oncology

Overview

The Oncology research area is composed by nine groups addressing the principal unsolved issues in cancer. Their research covers fields such as child and adolescent cancer, melanoma, Gynecology, Urology, cancer stem cells and the molecular mechanisms of the tumor pathologies.

There are also three groups from the CIBBIM-Nanomedicine. These groups study the use of nanotechnology in biomedical applications to improve therapeutic strategies and diagnostics.

Publications

120	757.123	6.309
TOTAL	IMPACT FACTOR	AVERAGE IMPACT FACTOR

CIBBIM-Nanomedicine. Biomedical Research in Digestive Tract Tumors

Director: Diego Arango Corro



team zoom download

3	12.777	4.259
TOTAL	IMPACT FACTOR	AVERAGE IMPACT FACTOR

SELECTED ARTICLES

Martinez-Barriocanal, Arcas-Garcia A, Magallon-Lorenz M, Ejarque-Ortiz A, Negro-Demontel ML, Comas-Casellas E, Schwartz S Jr, Malhotra S, Montalban X, Peluffo H, Martin M, Comabella M, Sayos J
Effect of Specific Mutations in Cd300 Complexes Formation; Potential Implication of Cd300f in Multiple Sclerosis.
Sci Rep. 2017 Oct 19;7(1):13544. doi: 10.1038/s41598-017-12881-8.
DOI: 10.1038/s41598-017-12881-8
Impact factor: 4,259

Mateo-Lozano S, Bazzocco S, Rodrigues P, Mazzolini R, Andretta E, Dopeso H, Fernandez Y, Del Llano E, Bilic J, Suarez-Lopez L, Macaya I, Carton-Garcia F, Nieto R, Jimenez-Flores LM, de Marcondes PG, Nunez Y, Afonso E, Cacci K, Hernandez-Losa J, Landolfi S, Abasolo I, Ramon Y Cajal S, Mariadason JM, Schwartz S Jr, Matsui T, Arango D
Loss of the EPH receptor B6 contributes to colorectal cancer metastasis.
Sci Rep. 2017 Mar 6;7:43702. doi: 10.1038/srep43702.
DOI: 10.1038/srep43702
Impact factor: 4,259

Andretta E, Carton-Garcia F, Martinez-Barriocanal, de Marcondes PG, Jimenez-Flores LM, Macaya I, Bazzocco S, Bilic J, Rodrigues P, Nieto R, Landolfi S, Ramon Y Cajal S, Schwartz S, Brown A, Dopeso H, Arango D
Investigation of the role of tyrosine kinase receptor EPHA3 in colorectal cancer.
Sci Rep. 2017 Feb 7;7:41576. doi: 10.1038/srep41576.
DOI: 10.1038/srep41576
Impact factor: 4,259

© FIR-HUVH Fundació Institut de Recerca Hospital Universitari Vall d'Hebron 2017 | Developed by: ondeuev

Oncology

Overview

The Oncology research area is composed by nine groups addressing the principal unsolved issues in cancer. Their research covers fields such as child and adolescent cancer, melanoma, Gynecology, Urology, cancer stem cells and the molecular mechanisms of the tumor pathologies.

There are also three groups from the CIBBIM-Nanomedicine. These groups study the use of nanotechnology in biomedical applications to improve therapeutic strategies and diagnostics.

Publications

120	757.123	6.309
TOTAL	IMPACT FACTOR	AVERAGE IMPACT FACTOR

CIBBIM-Nanomedicine Diagnostic Nanotools (DINA)

Director: Miguel Servet

team zoom download

Overview | Publications | Main research projects | Patents

2	9.537	4.768
TOTAL	IMPACT FACTOR	AVERAGE IMPACT FACTOR

SELECTED ARTICLES

Ruiz-Vega G, Kitsara M, Aller-Pellitero M, Baldrich E, del Campo F.J.
Electrochemical lateral flow devices: towards rapid immunomagnetic-assays. ChemElectroChem. 2017, 4:880–889
Contribution invited to Special Issue on Electrochemical Biosensing.
DOI: 10.1002/celc.201600902.
IF 2016 = 4.136 (6/28 Electroquímica; 1Q).

Ruiz-Vega G, Baldrich E.
Effect of agitation in magneto-assay performance.
Sens Act B. 2017, 247:718–726.
DOI: 10.1016/j.snb.2017.03.076.
IF 2016 = 5.401 (6/76 Química Analítica; 1Q; 2/58 Instruments & Instrumentation, 1D).

Vall d'Hebron | Vall d'Hebron Hospital | Generalitat de Catalunya Departament de Salut | Institut Català de la Salut | UAB Universitat Autònoma de Barcelona | Generalitat de Catalunya Departament d'Economia i Coneixement | Institució CERCA Centres de Recerca de Catalunya

© FIR-HUVH Fundació Institut de Recerca Hospital Universitari Vall d'Hebron 2017 | Developed by: ondeuev

Vall d'Hebron Institute of Research VHIR

Vall d'Hebron Barcelona Hospital Campus

Vascular Biology and Metabolism (VAM)

Overview

The Vascular Biology and Metabolism (VAM) area was created to enable a comprehensive, cooperative and multidisciplinary approach to research, development and transference of solutions for a group of diseases that are the leading cause of morbidity and mortality in the world: cardio- and neurovascular diseases, diabetes-metabolic syndrome and kidney failure.

This area also includes a group focused on Ophtalmology research and the Medical Molecular Imaging multidisciplinary group.

Publications

230	1,274.219	5.542
TOTAL	IMPACT FACTOR	AVERAGE IMPACT FACTOR

SELECT RESEARCH GROUP

© FIR-HUVH Fundació Institut de Recerca Hospital Universitari Vall d'Hebron 2017 | Developed by: ondeuev

Vall d'Hebron Institute of Research VHIR

Vall d'Hebron Barcelona Hospital Campus

Vascular Biology and Metabolism (VAM)

Overview

The Vascular Biology and Metabolism (VAM) area was created to enable a comprehensive, cooperative and multidisciplinary approach to research, development and transference of solutions for a group of diseases that are the leading cause of morbidity and mortality in the world: cardio- and neurovascular diseases, diabetes-metabolic syndrome and kidney failure.

This area also includes a group focused on Ophtalmology research and the Medical Molecular Imaging multidisciplinary group.

Publications

230
TOTAL

1,274.219
IMPACT FACTOR

5.542
AVERAGE IMPACT FACTOR

Research on Aging, Fragilty and Transitions in Barcelona

Director:

team zoom download

5
TOTAL

16.660
IMPACT FACTOR

3.332
AVERAGE IMPACT FACTOR

SELECTED ARTICLES

Closa C, Mas MÀ, Santaeugènia SJ, Inzitari M, Ribera A, Gallofré M.
Hospital-at-home Integrated Care Program for Older Patients With Orthopedic Processes: An Efficient Alternative to Usual Hospital-Based Care.
J Am Med Dir Assoc. 2017 Sep 1;18(9):780-784.
DOI: 10.1016/j.jamda.2017.04.006 **IF: 5,775**

Mas, MÀ, Inzitari M, Sabaté S, Santaeugènia SJ, Miralles R.
Hospital-at-home Integrated Care Programme for the management of disabling health crises in older patients: comparison with bed-based Intermediate Care.
Mas Age Ageing. 2017 Nov 1;46(6):925-931.
DOI: 10.1093/ageing/afx099 **IF: 4,282**

On medication errors in hospital emergency departments: steps toward improving patient safety.
de Andrés Lázaro AM. Emergencias.
2017 Dic;29(6):371-372. **IF: 3,028**

Solà M, Pulpón AM, Morin V, Sancho R, Clèries X, Fabrellas N.
Towards the implementation of OSCE in undergraduate nursing curriculum: A qualitative study. Nurse Educ Today.
2017 Feb;49:163-167.
DOI: 10.1016/j.nedt.2016.11.028 **IF: 2,533**

Gual N, Yuste Font A, Enfedaque Montes B, Blay Pueyo C, Martín Álvarez R, Inzitari M. **Profile and evolution of chronic complex patients in a subacute unit.** *Aten Primaria.* 2017 Nov;49(9):510-517. DOI: 1016/j.aprim.2016.11.010 **IF: 1,042**

© FIR-HUVH Fundació Institut de Recerca Hospital Universitari Vall d'Hebron 2017 | Developed by: ondeuev

Vascular Biology and Metabolism (VAM)

Overview

The Vascular Biology and Metabolism (VAM) area was created to enable a comprehensive, cooperative and multidisciplinary approach to research, development and transference of solutions for a group of diseases that are the leading cause of morbidity and mortality in the world: cardio- and neurovascular diseases, diabetes-metabolic syndrome and kidney failure.

This area also includes a group focused on Ophtalmology research and the Medical Molecular Imaging multidisciplinary group.

Publications

230 TOTAL

1,274.219 IMPACT FACTOR

5.542 AVERAGE IMPACT FACTOR

Medical Molecular Imaging

Director: Joan Castell Conesa

team zoom download

8 TOTAL

25.433 IMPACT FACTOR

3.179 AVERAGE IMPACT FACTOR

SELECTED ARTICLES

Palomino-Schätzlein M, García H, Gutiérrez-Carcedo P, Pineda-Lucena A, Herance JR. **Assessment of gold nanoparticles on human peripheral blood cells by metabolic profiling with 1H-NMR spectroscopy, a novel translational approach on a patient-specific basis.** PLoS One. 2017;12(8):e0182985. doi: 10.1371/journal.pone.0182985. (IF: 2,806)

Pizzi MN, Dos-Subirà L, Roque A, Fernández-Hidalgo N, Cuéllar-Calabria H, Pijuan Domènech A, Gonzàlez-Alujas MT, Subirana-Domènech MT, Miranda-Barrio B, Ferreira-González I, González-López JJ, Igual A, Maisterra-Santos O, García-Dorado D, Castell-Conesa J, Almirante B, Escobar Amores M, Tornos P, Aguadé-Bruix S. **18F-FDG-PET/CT angiography in the diagnosis of infective endocarditis and cardiac device infection in adult patients with congenital heart disease and prosthetic material.** Int J Cardiol. 2017;248:396-402. doi: 10.1016/j.ijcard.2017.08.008. (IF: 6,189)

García A, Fernandez-Blanco C, Herance JR, Albero J, García H. **Graphenes as additives in photoelectrocatalysis.** J. Mater. Chem. A, 2017,5, 16522-16536. doi: 10.1039/C7TA04045H. (IF: 8.867, D1).

Gispert JD, Figueiras FP, Vengeliene V, Herance JR, Rojas S, Spanagel R. **Changes in cerebral [18F]-FDG uptake induced by acute alcohol administration in a rat model of alcoholism.** Behav Brain Res. 2017;327:29-33. doi: 10.1016/j.bbr.2017.03.038. (IF: 3.002)

Roque A, Pizzi MN, Cuellar-Calabria H, Aguade-Bruix S. **18F-FDG-PET/CT Angiography for the Diagnosis of Infective Endocarditis.** Curr Cardiol Rep. 2017 Feb;19(2):15. doi: 10.1007/s11886-017-0824-3. (IF: 2,058).

VIEW ALL PUBLICATIONS >

© FIR-HUVH Fundació Institut de Recerca Hospital Universitari Vall d'Hebron 2017 | Developed by: ondeuev

Vall d'Hebron Institute of Research VHIR

Vall d'Hebron Barcelona Hospital Campus

Vascular Biology and Metabolism (VAM)

Overview

The Vascular Biology and Metabolism (VAM) area was created to enable a comprehensive, cooperative and multidisciplinary approach to research, development and transference of solutions for a group of diseases that are the leading cause of morbidity and mortality in the world: cardio- and neurovascular diseases, diabetes-metabolic syndrome and kidney failure.

This area also includes a group focused on Ophtalmology research and the Medical Molecular Imaging multidisciplinary group.

Publications

230	1,274.219	5.542
TOTAL	IMPACT FACTOR	AVERAGE IMPACT FACTOR

Cardiovascular Diseases

Director: David García-Dorado García

team zoom download

95	562.805	5.924
TOTAL	IMPACT FACTOR	AVERAGE IMPACT FACTOR

SELECTED ARTICLES

Prognostic Value of Strain by Tissue Tracking Cardiac Magnetic Resonance After ST-Segment Elevation Myocardial Infarction.
Gavara J, Rodriguez-Palomares JF, Valente F, Monmeneu JV, Lopez-Lereu MP, Bonanad C, Ferreira-Gonzalez I, Garcia DB, Rodriguez-Garcia J, Mutuberria M, de Dios E, Rios-Navarro C, Perez-Sole N, Racugno P, Paya A, Minana G, Canoves J, Pellicer M, Lopez-Fornas FJ, Barrabes J, Evangelista A, Nunez J, Chorro FJ, **Garcia-Dorado D**, Bodi V.
JACC Cardiovasc Imaging 2017.
PMID:29248649
IF 10,189 6/126 Q1D1

Targeting reperfusion injury in patients with ST-segment elevation myocardial infarction: trials and tribulations.
Hausenloy DJ, Botker HE, Engstrom T, Erlinge D, Heusch G, Ibanez B, Kloner RA, Ovize M, Yellon DM, **Garcia-Dorado**
Eur Heart J. 2017 Apr 1;38(13):935-941.
PMID:27118196
IF 19,651 2/126 Q1D1

Clinical Implications of Focal Intimal Disruption in Patients With Type B Intramural Hematoma.
Moral S, Cuellar H, Avegliano G, Ballesteros E, Salcedo MT, Ferreira-Gonzalez I, Garcia-Dorado D, Evangelista A.
J Am Coll Cardiol 2017;69:28-39.
PMID 28057247
IF 19,896 1/126 Q1D1

Delayed, oral pharmacological inhibition of calpains attenuates adverse post-infarction remodeling.
Poncelas M, Inserte J, Aluja D, Hernando V, Vilardosa U, Garcia-Dorado D.
Cardiovasc Res 2017. Jul 1;113(8):950-961
PMID 28460013
IF 5,878 19/126 Q1

Glycative and oxidative stress are associated with altered thrombus composition in diabetic patients with ST-elevation myocardial infarction.
Sambola A, Ruiz-Meana M, Barba I, Del Blanco BG, Barrabes JA, Lip GY, Vilardosa U, Sansaloni S, Rello P, Garcia-Dorado D.
Int J Cardiol 2017;243:9-14.
PMID 28747040
IF 6,181 16/126 Q1

VIEW ALL PUBLICATIONS >

Vall d'Hebron | Vall d'Hebron Hospital | Generalitat de Catalunya Departament de Salut | Institut Català de la Salut | UAB Universitat Autònoma de Barcelona | Generalitat de Catalunya Departament d'Economia i Coneixement | CERCA

© FIR-HUVH Fundació Institut de Recerca Hospital Universitari Vall d'Hebron 2017 | Developed by: ondeuev

Vall d'Hebron Institute of Research VHIR

Vall d'Hebron Barcelona Hospital Campus

Vascular Biology and Metabolism (VAM)

Overview

The Vascular Biology and Metabolism (VAM) area was created to enable a comprehensive, cooperative and multidisciplinary approach to research, development and transference of solutions for a group of diseases that are the leading cause of morbidity and mortality in the world: cardio- and neurovascular diseases, diabetes-metabolic syndrome and kidney failure.

This area also includes a group focused on Ophtalmology research and the Medical Molecular Imaging multidisciplinary group.

Publications

230	1,274.219	5.542
TOTAL	IMPACT FACTOR	AVERAGE IMPACT FACTOR

Neurovascular Diseases

Director: Anna Rosell Novel

team zoom download

49	318.090	6.492
TOTAL	IMPACT FACTOR	AVERAGE IMPACT FACTOR

SELECTED ARTICLES

Fernández-de Retana S, Montañola A, Marazuela P, De La Cuesta M, Batlle A, Fatar M, Grudzenski S, Montaner J, Hernández-Guillamon M.
Intravenous treatment with human recombinant ApoA-I Milano reduces beta amyloid cerebral deposition in the APP23 transgenic mouse model of Alzheimer's disease.
Neurobiol Aging. 2017 Dec; 60:116-128.
IF= 5.117 D1

Charidimou A, Imaizumi T, Moulin S, Biffi A, Samarasekera N, Yakushiji Y, Peeters A, Vandermeeren Y, Laloux P, Baron JC, Hernandez-Guillamon M, Montaner J, Casolla B, Gregoire SM, Kang DW, Kim JS, Naka H, Smith EE, Viswanathan A, Jäger HR, Al-Shahi Salman R, Greenberg SM, Cordonnier C, Werring DJ.
Brain hemorrhage recurrence, small vessel disease type, and cerebral microbleeds: A meta-analysis.
Neurology. 2017 Aug 22; 89(8):820-829.
IF= 8.320, D1

Bustamante A, López-Cancio E, Pich S, Penalba A, Giralt D, García-Berrocoso T, Ferrer-Costa C, Gasull T, Hernández-Pérez M, Millan M, Rubiera M, Cardona P, Cano L, Quesada H, Terceño M, Silva Y, Castellanos M, Garces M, Reverté S, Ustrell X, Marés R, Baiges JJ, Serena J, Rubio F, Salas E, Dávalos A, Montaner J.
Blood Biomarkers for the Early Diagnosis of Stroke: The Stroke-Chip Study.
Stroke. 2017; 48: 2419-2425. doi: 10.1161/STROKEAHA.117.017076.
IF: 6.032, D1

Jiménez-Balado J, Riba-Llena I, Garde E, Valor M, Gutiérrez B, Pujadas F,Delgado P.
Prevalence of hippocampal enlarged perivascular spaces in a sample of patients with hypertension and their relation with vascular risk factors andcognitive function.
J Neurol Neurosurg Psychiatry. 2018 Jan 11, doi: 10.1136/jnnp-2017-316724.
IF=7.349, D1

Dávalos A, Cobo E, Molina CA, Chamorro A, de Miquel MA, Román LS, Serena J, López-Cancio E, Ribó M, Millán M, Urra X, Cardona P, Tomasello A, Castaño C, Blasco J, Aja L, Rubiera M, Gomis M, Renú A, Lara B, Martí-Fàbregas J, Jankowitz B, Cerdà N, Jovin TG;
REVASCAT Trial Investigators. Safety and efficacy of thrombectomy in acute ischaemic stroke (REVASCAT): 1-year follow-up of a randomised open-label trial.
Lancet Neurol. 2017 May;16(5):369-376.
IF=26.284, D1

VIEW ALL PUBLICATIONS >

© FIR-HUVH Fundació Institut de Recerca Hospital Universitari Vall d'Hebron 2017 | Developed by: ondeuev

Vall d'Hebron Institute of Research VHIR

Vall d'Hebron Barcelona Hospital Campus

Vascular Biology and Metabolism (VAM)

Overview

The Vascular Biology and Metabolism (VAM) area was created to enable a comprehensive, cooperative and multidisciplinary approach to research, development and transference of solutions for a group of diseases that are the leading cause of morbidity and mortality in the world: cardio- and neurovascular diseases, diabetes-metabolic syndrome and kidney failure.

This area also includes a group focused on Ophtalmology research and the Medical Molecular Imaging multidisciplinary group.

Publications

230 TOTAL

1,274.219 IMPACT FACTOR

5.542 AVERAGE IMPACT FACTOR

CIBBIM – Nanomedicine. Kidney Physiopathology

Director: Anna Meseguer Navarro

team zoom download

16 TOTAL

43.790 IMPACT FACTOR

2.730 AVERAGE IMPACT FACTOR

SELECTED ARTICLES

Vilardell J, Alcaraz E, Sarró E, Trilla E, Cuadros T, de Torres I, Plana M,, Ramón Y Cajal S, Pinna LA, Ruzzene M, Morote J, Meseguer A*, Itarte E*. **Senior co-authorship.* **Under-expression of CK2β subunit in ccRCC represents a complementary biomarker of p-STAT3 Ser727 that correlates with patient survival.** 2017 Dec 19;9(5):5736-5751. doi: 10.18632/oncotarget.23422. IF: 5.168

De Quixano BB, Villena JA, Aranda M, Brils G, Cuevas A, Hespel T, Lekuona H, Súarez C, Tornavaca O, Meseguer A. **Kidney Androgen-Regulated Protein (KAP) Transgenic Mice Are Protected Against High-Fat Diet Induced Metabolic Syndrome.** Sci Rep. 2017 Nov 23;7(1):16102. doi: 10.1038/s41598-017-16487-y IF: 4.259

Jacobs-Cachá C, Torres IB, Lopez-Hellín J, Cantarell C, Azancot MA, Roman A, Moreso F, Serón D, Meseguer A*, Sarró E*.**Senior co-authorship.* **Fascin-1 is released from Proximal Tubular Cells in response to Calcineurin Inhibitors (CNIs) and correlates with isometric vacuolization in kidney transplanted patients.** Am J Transl Res. 2017 Sep 15;9(9):4173-4183. PMID: 28979691 IF: 3.061

García Castaño A, Pérez de Nanclares G, Madariaga L, Aguirre M, Madrid Á, Chocrón S, Nadal I, Navarro M, Lucas E, Fijo J, Espino M, Espitaletta Z, García Nieto V, Barajas de Frutos D, Loza R, Pintos G, Castaño L; RenalTube Group, Ariceta G. **Poor phenotype-genotype association in a large series of patients with Type III Bartter síndrome PLoS One.** 2017 Mar 13;12(3):e0173581. doi: 10.1371/journal.pone.0173581. eCollection 2017 IF: 3.54

Segarra A, Romero K, Agraz I, Ramos N, Madrid A, Carnicer C, Jatem E, Vilalta R, Lara LE, Ostos E, Valtierra N, Jaramillo J, Arredondo KV, Ariceta G, Martinez C. Mesangial C4d **Deposits in Early IgA Nephropathy.** Clin J Am Soc Nephrol. 2018 Feb 7;13(2):258-264 doi: 10.2215/CJN.02530317 IF: 5.8

VIEW ALL PUBLICATIONS >

Vall d'Hebron | Vall d'Hebron Hospital | Generalitat de Catalunya Departament de Salut | Institut Català de la Salut | UAB Universitat Autònoma de Barcelona | Generalitat de Catalunya Departament d'Economia i Coneixement | Institució CERCA Centres de Recerca de Catalunya | ISC Institute de Salud Carlos III

© FIR-HUVH Fundació Institut de Recerca Hospital Universitari Vall d'Hebron 2017 | Developed by: ondeuev

Vall d'Hebron Institute of Research VHIR

Vall d'Hebron Barcelona Hospital Campus

Vascular Biology and Metabolism (VAM)

Overview

The Vascular Biology and Metabolism (VAM) area was created to enable a comprehensive, cooperative and multidisciplinary approach to research, development and transference of solutions for a group of diseases that are the leading cause of morbidity and mortality in the world: cardio- and neurovascular diseases, diabetes-metabolic syndrome and kidney failure.

This area also includes a group focused on Ophtalmology research and the Medical Molecular Imaging multidisciplinary group.

Publications

230 TOTAL | **1,274.219** IMPACT FACTOR | **5.542** AVERAGE IMPACT FACTOR

Ophthalmology

Director: Prof. José García-Arumí

team zoom download

8 TOTAL | **23.480** IMPACT FACTOR | **2.935** AVERAGE IMPACT FACTOR

SELECTED ARTICLES

Guidelines for the Management of Diabetic Macular Edema by the European Society of Retina Specialists (EURETINA)
Schmidt-Erfurth U, Garcia-Arumi J, Bandello F, Berg K, Chakravarthy U, Gerendas BS, Jonas J, Larsen M, Tadayoni R, Loewenstein A.
Ophthalmologica. 2017 Apr 20; 237(4):185-222
DOI: 10.1159/000458539
IF: 0,931

Early and intermediate age-related macular degeneration: update and clinical review.
García-Layana A, Cabrera-López F, García-Arumí J, Arias-Barquet L, Ruiz-Moreno JM
Clin Interv Aging. 2017 Oct 3;12:1579-158
DOI: 10.2147/CIA.S14268
IF: 1,054

Incidence of cystoid macular edema after Descemet's stripping automated endothelial keratoplasty.
Pedemonte-Sarrias E, Salvador Playà T, Sassot Cladera I, Gris O, Ribas Martínez J, García-Arumí J, Giménez N.
Int J Ophthalmol. 2017 Jul 18;10(7):1081-1087
DOI: 10.18240/ijo.2017.07.10.
IF:1,177

Functional and Structural Findings of Neurodegeneration in Early Stages of Diabetic Retinopathy: Cross-sectional Analyses of Baseline Data of the EUROCONDOR Project.
Santos AR, Ribeiro L, Bandello F, Lattanzio R, Egan C, Frydkjaer-Olsen U, García-Arumí J, Gibson J, Grauslund J,Harding SP, Lang GE, Massin P, Midena E, Scanlon P, Aldington SJ, Simão S, Schwartz C, Ponsati B, Porta M,Costa MÂ, Hernández C, Cunha-Vaz J, Simó R; European Consortium for the Early Treatment of Diabetic Retinopathy (EUROCONDOR).
Diabetes. 2017 Sep;66(9):2503-2510
DOI: 10.2337/db16-1453.
IF:4,717

Interocular asymmetry in choroidal thickness and retinal sensitivity in high myopia.
Alzaben Z, Cardona G, Zapata MA, Zaben A.
Retina. 2017 Jul 6.
DOI: 10.1097/IAE.0000000000001756
IF:3,700

© FIR-HUVH Fundació Institut de Recerca Hospital Universitari Vall d'Hebron 2017 | Developed by: ondeuev

Vascular Biology and Metabolism (VAM)

Overview

The Vascular Biology and Metabolism (VAM) area was created to enable a comprehensive, cooperative and multidisciplinary approach to research, development and transference of solutions for a group of diseases that are the leading cause of morbidity and mortality in the world: cardio- and neurovascular diseases, diabetes-metabolic syndrome and kidney failure.

This area also includes a group focused on Ophtalmology research and the Medical Molecular Imaging multidisciplinary group.

Publications

230	1,274.219	5.542
TOTAL	IMPACT FACTOR	AVERAGE IMPACT FACTOR

Nephrology

Director: Daniel Serón Micas

team zoom download

Overview | Publications | Main research projects

16	55.884	3.493
TOTAL	IMPACT FACTOR	AVERAGE IMPACT FACTOR

SELECTED ARTICLES

Tacrolimus and mycophenolate regimen and subclinical tubulo-interstitial inflammation in low immunological risk renal transplants.
Torres IB, Reisaeter AV, Moreso F, Asberg A, Vidal M, Garcia-Carro C, Midtvedt K, Reinholt FP, Scott H, Castella E, Salcedo M, Dorje C, Sellares J, Azancot MA, Perello M, Holdaas H, Seron D
Transpl Int. 2017 Nov;30(11):1119-1131.
doi: 10.1111/tri.13002. Epub 2017 Jul 27.
IF: : 3,079

Real time central assessment of kidney transplant indication biopsies by microarrays: The INTERCOMEX Study.
Halloran PF, Reeve J, Akalin E, Aubert O, Bohmig GA, Brennan D, Bromberg J, Einecke G, Eskandary F, Gosset C, Duong Van Huyen JP, Gupta G, Lefaucheur C, Malone A, Mannon RB, Seron D, Sellares J, Weir M, Loupy A
Am J Transplant. 2017 Apr 27.
doi: 10.1111/ajt.14329.
IF: 6,165

The Banff 2015 Kidney Meeting Report: Current Challenges in Rejection Classification and Prospects for Adopting Molecular Pathology.
Am J Transplant. 2017 Jan;17(1):28-41. doi: 10.1111/ajt.14107.
Loupy A, Haas M, Solez K, Racusen L, Glotz D, Seron D, Nankivell BJ, Colvin RB, Afrouzian M, Akalin E, Alachkar N, Bagnasco S, Becker JU, Cornell L, Drachenberg C, Dragun D, de Kort H, Gibson IW, Kraus ES, Lefaucheur C, Legendre C, Liapis H, Muthukumar T, Nickeleit V, Orandi B, Park W, Rabant M, Randhawa P, Reed EF, Roufosse C, Seshan SV, Sis B, Singh HK, Schinstock C, Tambur A, Zeevi A, Mengel M
Am J Transplant. 2017 Jan;17(1):28-41. Year: 2017
DOI: 10.1111/ajt.14107
IF: 6,165

Fascin-1 is released from proximal tubular cells in response to calcineurin inhibitors (CNIs) and correlates with isometric vacuolization in kidney transplanted patients.
Jacobs-Cacha C, Torres IB, Lopez-Hellin J, Cantarell C, Azancot MA, Roman A, Moreso F, Seron D, Meseguer A, Sarro E
Am J Transl Res. 2017 Sep 15;9(9):4173-4183. eCollection 2017.
IF: 2,829

Inflammation in Early Kidney Allograft Surveillance Biopsies With and Without Associated Tubulointerstitial Chronic Damage as a Predictor of Fibrosis Progression and Development of De Novo Donor Specific Antibodies.
García-Carro C, Dörje C, Åsberg A, Midtvedt K, Scott H, Reinholt FP, Holdaas H, Seron D, Reisæter AV.
Transplantation. 2017 Jun;101(6):1410-1415.
doi: 10.1097/TP.0000000000001216.
IF: 3.678

VIEW ALL PUBLICATIONS >

© FIR-HUVH Fundació Institut de Recerca Hospital Universitari Vall d'Hebron 2017 | Developed by: ondeuev

Vascular Biology and Metabolism (VAM)

Overview

The Vascular Biology and Metabolism (VAM) area was created to enable a comprehensive, cooperative and multidisciplinary approach to research, development and transference of solutions for a group of diseases that are the leading cause of morbidity and mortality in the world: cardio- and neurovascular diseases, diabetes-metabolic syndrome and kidney failure.

This area also includes a group focused on Ophtalmology research and the Medical Molecular Imaging multidisciplinary group.

Publications

230	1,274.219	5.542
TOTAL	IMPACT FACTOR	AVERAGE IMPACT FACTOR

Diabetes and Metabolism

Director: Rafael Simó

team zoom download

33	228.077	6.911
TOTAL	IMPACT FACTOR	AVERAGE IMPACT FACTOR

SELECTED ARTICLES

Topical administration of DPP-IV inhibitors prevents retinal neurodegeneration in experimental diabetes.
Hernández C, Bogdanov P, Solà-Adell C, Sampedro J, Valeri M, Genís X, Simó-Servat O, García-Ramírez M, Simó R.
Diabetologia. 2017 Nov;60(11):2285-2298
DOI: 10.1007/s00125-017-4388-y
IF: 6.08

GLP-1R as a Target for the Treatment of Diabetic Retinopathy: Friend or Foe?.
Simó R, Hernández C.
Diabetes. 2017 Jun;66(6):1453-1460
DOI: 10.2337/db16-1364
IF: 8.68

Retinal Microperimetry: A New Tool for Identifying Type 2 Diabetic Patients at Risk of Developing Alzheimer´sDisease.
Ciudin A, Simó-Servat O, Hernández C, Arcos G, Diego S, Sanabria Á, Sotolongo Ó, Hernández I, Boada M, Simó R.
Diabetes. 2017Dec;66(12):3098-3104
DOI: 10.2337/db17-0382
IF: 8.68

Functional and Structural Findings of Neurodegeneration in Early Stages of Diabetic Retinopathy: Cross-sectional Analyses of Baseline Data of the EUROCONDOR Project. Diabetes. 2017 Santos AR, Ribeiro L, Bandello F, Lattanzio R, Egan C, Frydkjaer-Olsen U, García-Arumí J, Gibson J, Grauslund J, Harding SP, Lang GE, Massin P, Midena E, Scanlon P, Aldington SJ, Simão S, Schwartz C, Ponsati B, Porta M, Costa MÂ, Hernández C, Cunha-Vaz J, Simó R; European Consortium for the Early Treatment of Diabetic Retinopathy (EUROCONDOR).
Sep;66(9):2503-2510.
DOI: 10.2337/db16-1453
IF: 8.68

Sex Hormone-Binding Globulin Reduction in Metabolic Disorders May Play a Role in NAFLD Development.
Saez-Lopez C, Barbosa-Desongles A, Hernandez C, Dyer RA, Innis SM, Simó R, Selva DM.
Endocrinology. 2017 Mar 1;158(3):545-55
DOI: 10.1210/en.2016-1668
IF: 4.29

VIEW ALL PUBLICATIONS >

© FIR-HUVH Fundació Institut de Recerca Hospital Universitari Vall d'Hebron 2017 | Developed by: ondeuev

Vall d'Hebron Institute of Research VHIR

Vall d'Hebron Barcelona Hospital Campus

Neurosciences

Overview

The Neuroscience area is consolidating its position as one of the largest clusters of research labs working on neurological diseases across Europe. Thirteen groups are currently part of this area, working closely with top clinicians at the hospital. The area encompasses different aspects related to neuroscience, such as neural development, neurodegeneration, neuroimmunology, neurological pain, mental health, neurosurgery or pediatric neurology.

There are groups also focused on cell signaling and apoptosis and translational bioinformatics.

Publications

183	815.974	4.459
TOTAL	IMPACT FACTOR	AVERAGE IMPACT FACTOR

SELECT RESEARCH GROUP

Research Areas

Oncology

Vascular Biology and Metabolism (VAM)

< Neurosciences

Infectious Diseases

Digestive and Liver Diseases

Immunomediated Diseases and Innovative Therapies

Research in Surgery

Obstetrics, Pediatrics and Genetics

Vall d'Hebron | Vall d'Hebron Hospital | Generalitat de Catalunya Departament de Salut | Institut Català de la Salut | UAB Universitat Autònoma de Barcelona | Generalitat de Catalunya Departament d'Economia i Coneixement | Institució CERCA Centres de Recerca de Catalunya | Institut de Salut Carlos III

© FIR-HUVH Fundació Institut de Recerca Hospital Universitari Vall d'Hebron 2017 | Developed by: ondeuev

Neurosciences

Overview

The Neuroscience area is consolidating its position as one of the largest clusters of research labs working on neurological diseases across Europe. Thirteen groups are currently part of this area, working closely with top clinicians at the hospital. The area encompasses different aspects related to neuroscience, such as neural development, neurodegeneration, neuroimmunology, neurological pain, mental health, neurosurgery or pediatric neurology.

There are groups also focused on cell signaling and apoptosis and translational bioinformatics.

Publications

183	815.974	4.459
TOTAL	IMPACT FACTOR	AVERAGE IMPACT FACTOR

Neurotraumatology and Neurosurgery (UNINN)

Director: Joan Sahuquillo Barris

team zoom download

Overview | Publications | Main research projects

21	64.264	3.060
TOTAL	IMPACT FACTOR	AVERAGE IMPACT FACTOR

SELECTED ARTICLES

Reappraisal of the reference levels for energy metabolites in the extracellular fluid of the human brain
Sánchez-Guerrero A, Mur-Bonet G, Vidal-Jorge M, Gándara Sabatini D, Chocrón I, Cordero E, Poca MA, Mullen K, Sahuquillo J
J Cereb Blood Flow Metab 2017 Aug;37(8):2742-55 Epub 2016 Jan 1
DOI: 10.1177/0271678X16674222
IF: 5,081

Are evoked potentials clinically useful in the study of patients with Chiari malformation Type 1?
Moncho D, Poca MA, Minoves T, Ferre A, Cañas V, Sahuquillo J
J Neurosurg. 2017 Feb;126(2):606-619. Epub 2016 Apr 15
DOI: 10.3171/2015.11.JNS151764
IF: 4,059

Does normobaric hyperoxia cause oxidative stress in the injured brain? A microdialysis study using 8-iso-PGF2a as a biomarker
Vidal-Jorge M, Sánchez-Guerrero A, Mur-Bonet G, Castro L, Radoi A, Riveiro M, Fernández-Prado N, Baena J, Poca MA, Sahuquillo J
J Neurotrauma. 2017 Oct 1;34(19):2731-2742. Epub 2017 Apr 26.
DOI: 10.1089/neu.2017.4992
IF: 5,190

Characterization of the ionic profile of the extracellular space of the injured and ischemic brain: A microdialysis study
Martínez-Valverde T, Sánchez-Guerrero A, Vidal-Jorge M, Torné R, Castro L, Gándara D, Munar F, Poca MA, Sahuquillo J
J Neurotrauma. 2017 Jan 1;34(1):74-85. Epub 2016 Jun 27
DOI: 10.1089/neu.2015.4334
IF: 5,190

Sleep-Related Breathing Disorders in Chiari Malformation Type 1. A Prospective Study of 90 Patients
Ferré Á, Poca MA, de la Calzada MD, Moncho D, Romero O, Sampol G, Sahuquillo J
Sleep. 2017 Jun 1;40(6)
DOI: 0.1093/sleep/zsx069
IF: 4,923

VIEW ALL PUBLICATIONS >

© FIR-HUVH Fundació Institut de Recerca Hospital Universitari Vall d'Hebron 2017 | Developed by: ondeuev

Neurosciences

Overview

The Neuroscience area is consolidating its position as one of the largest clusters of research labs working on neurological diseases across Europe. Thirteen groups are currently part of this area, working closely with top clinicians at the hospital. The area encompasses different aspects related to neuroscience, such as neural development, neurodegeneration, neuroimmunology, neurological pain, mental health, neurosurgery or pediatric neurology.

There are groups also focused on cell signaling and apoptosis and translational bioinformatics.

Publications

183	815.974	4.459
TOTAL	IMPACT FACTOR	AVERAGE IMPACT FACTOR

Gene Therapy at Nervous System

Director: Miguel Chillón Rodríguez

team zoom download

2	18.370	9.185
TOTAL	IMPACT FACTOR	AVERAGE IMPACT FACTOR

SELECTED ARTICLES

A. Massó, A. Sánchez, A. Bosch, L. Gimenez-Llort, M. Chillon
Secreted-Klotho isoform protects against age-dependent memory deficits
Molecular Psychiatry. 2017. (ahead of publication)1-11
DOI: 10.1038/mp.2017.211
IF: 13,20

M. Miralles, H. Eixarch, M. Tejero, C. Costa, K. Hirota, AR. Castaño, M. Puig, G. Stockinger, X. Montalban, A. Bosch, C. Espejo, M. Chillon
Clinical and histopathological amieloration of experimental autoimmune encephalomyelitis by AAV vectors expressing soluble IL23 receptor
Neurotherapeutics. 2017. Oct;14(4):1095-1106
DOI: 10.1007/s13311-017-0545-8.
IF: 5,16

© FIR-HUVH Fundació Institut de Recerca Hospital Universitari Vall d'Hebron 2017 | Developed by: ondeuev

Neurosciences

Overview

The Neuroscience area is consolidating its position as one of the largest clusters of research labs working on neurological diseases across Europe. Thirteen groups are currently part of this area, working closely with top clinicians at the hospital. The area encompasses different aspects related to neuroscience, such as neural development, neurodegeneration, neuroimmunology, neurological pain, mental health, neurosurgery or pediatric neurology.

There are groups also focused on cell signaling and apoptosis and translational bioinformatics.

Publications

183	815.974	4.459
TOTAL	IMPACT FACTOR	AVERAGE IMPACT FACTOR

Neuronal Development and Regeneration

Director: Eduardo Soriano García

team zoom download

Overview | Publications | Main research projects

6	43.919	7.32
TOTAL	IMPACT FACTOR	AVERAGE IMPACT FACTOR

SELECTED ARTICLES

Hypervulnerability of the adolescent prefrontal cortex to nutritional stress via reelin deficiency.
Labouesse MA, Lasalle O, Richetto J, Weber-Stadlbauer U, Iafrati J, Notter T, Gschwind T, Pujadas Ll, **Soriano E**, Reichelt A, Labouesse C, Langhans W, Chavis P, Meyer U.
Molecular Psychiatry. 2017 Jul 15;22(7):961-971.
DOI: 10.1038/mp.2016.193
IF: 13,206.

The GABAergic septohippocampal connection is impaired in a mouse model of Tauopathy.
Soler H, Dorca-Arévalo J, González M, Rubio SE, Ávila J, **Soriano E**, Pascual M.
Neurobiology of Aging. 2017 Jan 1;49:40-51.
DOI: 10.1016/j.neurobiolaging.2016.09.006.
IF: 5,117.

SNARE proteins play a role in motor axon guidance in vertebrates and invertebrates.Barrecheguren PJ, Ros O, Cotrufo T, Kunz B, Soriano E, Ulloa F, Stoeckli ET, Araújo SJ.
Developmental Neurobiology. 2017 Aug 15;77(8):963-974.
DOI: 10.1002/dneu.22481
IF: 2,972.

Validation of suspected somatic Single Nucleotide Variations in the brain of Alzheimer disease patients.Gómez-Ramos A, Picher A, Garcia E, Garrido P, Hernandez F, Soriano E*, Ávila J*.
Journal of Alzheimer's Disease. 2017 Feb 3; 56(3):977-990. (* co-senior authors).
DOI: 10.3233/JAD-161053
IF: 3,730

Identification of novel Ack1-interacting proteins and Ack1 phosphorylated sites in mouse brain by mass spectrometry.
Masdeu M, Armendáriz B, La Torre A, **Soriano E**, Burgaya F and Ureña J.
Oncotarget. 2017 Nov 24;8(60):101146-101157.
DOI: 10.18632/oncotarget.20929.
IF: 5,170.

VIEW ALL PUBLICATIONS >

© FIR-HUVH Fundació Institut de Recerca Hospital Universitari Vall d'Hebron 2017 | Developed by: ondeuev

Vall d'Hebron Institute of Research VHIR | Vall d'Hebron Barcelona Hospital Campus

Neurosciences

Overview

The Neuroscience area is consolidating its position as one of the largest clusters of research labs working on neurological diseases across Europe. Thirteen groups are currently part of this area, working closely with top clinicians at the hospital. The area encompasses different aspects related to neuroscience, such as neural development, neurodegeneration, neuroimmunology, neurological pain, mental health, neurosurgery or pediatric neurology.

There are groups also focused on cell signaling and apoptosis and translational bioinformatics.

Publications

183	815.974	4.459
TOTAL	IMPACT FACTOR	AVERAGE IMPACT FACTOR

Translational Bioinformatics

Director: Fco. Xavier de la Cruz Montserrat

team zoom download

Overview | Publications | Main research projects

6	30.793	5.132
TOTAL	IMPACT FACTOR	AVERAGE IMPACT FACTOR

SELECTED ARTICLES

PMut: a web-based tool for the annotation of pathological variants on proteins, 2017 update.
Lopez-Ferrando V, Gazzo A, de la Cruz X, Orozco M, Gelpi JL.
Nucleic Acids Res. 2017 Apr. 17; 45(W1):W222-W228.
DOI: 10.1093/nar/gkx313
IF: 10,162

Elucidating the molecular basis of msh2-deficient tumors by combined germline and somatic analysis.
Vargas-Parra GM, Gonzalez-Acosta M, Thompson BA, Gomez C, Fernandez A, Damaso E, Pons T, Morak M, Del Valle J, Iglesias S, Velasco A, Solanes A, Sanjuan X, Padilla N, de la Cruz X, Valencia A, Holinki-Feder E, Brunet J, Feliubadalo L, Lazaro C, Navarro M, Pineda M, Capella G
Int J Cancer. 2017 Oct 1;141(7):1365-1380. doi: 10.1002/ijc.30820
IF: 6,513

Identification and characterization of the novel point mutation m.3634A>G in the mitochondrial MT-ND1 gene associated with LHON syndrome
Carreno-Gago L, Gamez J, Camara Y, Alvarez de la Campa , Aller-Alvarez JS, Moncho D, Salvado M, Galan A, de la Cruz X, Pinos T, Garcia-Arumi E Carreno-Gago L, Gamez J, Camara Y, Alvarez de la Campa , Moncho D, Salvado M, Galan A, de la Cruz X, Pinos T, Garcia-Arumi E.
Biochim Biophys Acta. 2017 Jan;1863(1):182-187.
doi: 10.1016/j.bbadis.2016.09.002.
IF: 5,476

Development of pathogenicity predictors specific for variants that do not comply with clinical guidelines for the use of computational evidence.
de la Campa EA, Padilla N, de la Cruz X
BMC Genomics. 2017 Aug 11;18(Suppl 5):569.
DOI: 10.1186/s12864-017-3914-0.
IF: 3,729

Early Versus Late Diagnosis of Complement Factor I Deficiency: Clinical Consequences Illustrated in Two Families with Novel Homozygous CFI Mutations.
Franco-Jarava C, Alvarez de la Campa , Solanich X, Morandeira-Rego F, Mas-Bosch V, Garcia-Prat M, de la Cruz X, Martin-Nalda A, Soler-Palacin P, Hernandez-Gonzalez M, Colobran R
J Clin Immunol. 2017 Nov;37(8):781-789.
DOI: 10.1007/s10875-017-0447-x.
IF: 3,253

© FIR-HUVH Fundació Institut de Recerca Hospital Universitari Vall d'Hebron 2017 | Developed by: ondeuev

Neurosciences

Overview

The Neuroscience area is consolidating its position as one of the largest clusters of research labs working on neurological diseases across Europe. Thirteen groups are currently part of this area, working closely with top clinicians at the hospital. The area encompasses different aspects related to neuroscience, such as neural development, neurodegeneration, neuroimmunology, neurological pain, mental health, neurosurgery or pediatric neurology.

There are groups also focused on cell signaling and apoptosis and translational bioinformatics.

Publications

183	815.974	4.459
TOTAL	IMPACT FACTOR	AVERAGE IMPACT FACTOR

Psychiatry, Mental Health and Addictions

Director: Miquel Casas Brugué, Josep Antoni Ramos Quiroga

team zoom download

Overview | Publications | Main research projects

48	137.766	2.870
TOTAL	IMPACT FACTOR	AVERAGE IMPACT FACTOR

SELECTED ARTICLES

Hoogman M, Bralten J, Hibar DP, Mennes M, Zwiers MP, Schweren LSJ, van Hulzen KJE, Medland SE, Shumskaya E, Jahanshad N, Zeeuw P, Szekely E, Sudre G, Wolfers T, Onnink AMH, Dammers JT, Mostert JC, Vives-Gilabert Y, Kohls G, Oberwelland E, Seitz J, Schulte-Rüther M, Ambrosino S, Doyle AE, Høvik MF, Dramsdahl M, Tamm L, van Erp TGM, Dale A, Schork A, Conzelmann A, Zierhut K, Baur R, McCarthy H, Yoncheva YN, Cubillo A, Chantiluke K, Mehta MA, Paloyelis Y, Hohmann S, Baumeister S, Bramati I, Mattos P, Tovar-Moll F, Douglas P, Banaschewski T, Brandeis D, Kuntsi J, Asherson P, Rubia K, Kelly C, Martino AD, Milham MP, Castellanos FX, Frodl T, Zentis M, Lesch KP, Reif A, Pauli P, Jernigan TL, Haavik J, Plessen KJ, Lundervold AJ, Hugdahl K, Seidman LJ, Biederman J, Rommelse N, Heslenfeld DJ, Hartman CA, Hoekstra PJ, Oosterlaan J, Polier GV, Konrad K, Vilarroya O, Ramos-Quiroga JA, Soliva JC, Durston S, Buitelaar JK, Faraone SV, Shaw P, Thompson PM, Franke B.
Subcortical brain volume differences in participants with attention deficit hyperactivity disorder in children and adults: a cross-sectional mega-analysis.
Lancet Psychiatry. 2017 Apr;4(4):310-319.
doi: 10.1016/S2215-0366(17)30049-4. Epub 2017 Feb 16. PubMed
PMID: 28219628
FI: 11,59.

Cabana-Domínguez J, Roncero C, Pineda-Cirera L, Palma-Álvarez RF, Ros-Cucurull E, Grau-López L, Esojo A, Casas M, Arenas C, Ramos-Quiroga JA, Ribasés M, Fernàndez-Castillo N, Cormand B.
Association of the PLCB1 gene with drug dependence.
Sci Rep. 2017 Aug 31;7(1):10110.
doi: 10.1038/s41598-017-10207-2.
PMID: 28860459
FI: 4,26

Garcia-Martínez I, Sánchez-Mora C, Soler Artigas M, Rovira P, Pagerols M, Corrales M, Calvo-Sánchez E, Richarte V, Bustamante M, Sunyer J, Cormand B, Casas M, Ramos-Quiroga JA, Ribasés M.
Gene-wide Association Study Reveals RNF122 Ubiquitin Ligase as a Novel Susceptibility Gene for Attention Deficit Hyperactivity Disorder.
Sci Rep. 2017 Jul 14;7(1):5407.
doi: 10.1038/s41598-017-05514-7.
PMID: 28710364
FI: 4,26

Corominas-Roso M, Armario A, Palomar G, Corrales M, Carrasco J, Richarte V, Ferrer R, Casas M, Ramos-Quiroga JA.
IL-6 and TNF-α in unmedicated adults with ADHD: Relationship to cortisol awakening response.
Psychoneuroendocrinology. 2017 May;79:67-73.
doi: 10.1016/j.psyneuen.2017.02.017. Epub 2017 Feb 20.
PMID: 28262601.
FI: 4,79

Pagerols M, Richarte V, Sánchez-Mora C, Garcia-Martínez I, Corrales M, Corominas M, Cormand B, Casas M, Ribasés M, Ramos-Quiroga JA.
Pharmacogenetics of methylphenidate response and tolerability in attention-deficit/hyperactivity disorder.
Pharmacogenomics J. 2017 Jan;17(1):98-104.
doi: 10.1038/tpj.2015.89.
PMID: 26810137
FI: 3,815

VIEW ALL PUBLICATIONS >

© FIR-HUVH Fundació Institut de Recerca Hospital Universitari Vall d'Hebron 2017 | Developed by: ondeuev

Vall d'Hebron Institute of Research VHIR

Vall d'Hebron Barcelona Hospital Campus

Neurosciences

Overview

The Neuroscience area is consolidating its position as one of the largest clusters of research labs working on neurological diseases across Europe. Thirteen groups are currently part of this area, working closely with top clinicians at the hospital. The area encompasses different aspects related to neuroscience, such as neural development, neurodegeneration, neuroimmunology, neurological pain, mental health, neurosurgery or pediatric neurology.

There are groups also focused on cell signaling and apoptosis and translational bioinformatics.

Publications

183 TOTAL

815.974 IMPACT FACTOR

4.459 AVERAGE IMPACT FACTOR

Peripheral Nervous System

Director: Josep Gámez

team zoom download

8 TOTAL

49.449 IMPACT FACTOR

6.181 AVERAGE IMPACT FACTOR

SELECTED ARTICLES

Howard JF Jr, Utsugisawa K, Benatar M, Murai H, Barohn RJ.... Gamez J, Salvado M, et al.
Safety and efficacy of eculizumab in anti-acetylcholine receptor antibody-positive refractory generalised myasthenia gravis (REGAIN): a phase 3, randomised, double-blind, placebo-controlled, multicentre study.
Lancet Neurol. 2017 Dec;16(12):976-986.
doi: 10.1016/S1474-4422(17)30369-1.
IF: 26,284

Gamez J, Salvado M, Martinez-de La Ossa , Deu M, Romero L, Roman A, Sacanell J, Laborda C, Rochera I, Nadal M, Carmona F, Santamarina E, Raguer N, Canela M, Sole J
Influence of early neurological complications on clinical outcome following lung transplant.
PLoS One. 2017 Mar 16;12(3):e0174092.
doi: 10.1371/journal.pone.0174092.
IF: 2,806

Manole A, Horga A, Gamez J, Raguer N, Salvado M, San Millan B, Navarro C, Pittmann A, Reilly MM, Houlden H
SBF1 mutations associated with autosomal recessive axonal neuropathy with cranial nerve involvement.
Neurogenetics. 2017 Jan;18(1):63-67.
doi: 10.1007/s10048-016-0505-1.
IF: 3,426

Carreno-Gago L, Gamez J, Camara Y, Alvarez de la Campa , Aller-Alvarez JS, Moncho D, Salvado M, Galan A, de la Cruz X, Pinos T, Garcia-Arumi E
Identification and characterization of the novel point mutation m.3634A>G in the mitochondrial MT-ND1 gene associated with LHON syndrome.
Biochim Biophys Acta. 2017 Jan;1863(1):182-187.
doi: 10.1016/j.bbadis.2016.09.002.
IF: 5,476

Gamez J, Salvado M, Casellas M, Manrique S, Castillo F.
Intravenous immunoglobulin as monotherapy for myasthenia gravis during pregnancy.
J Neurol Sci. 2017 Dec 15;383:118-122.
doi: 10.1016/j.jns.2017.10.037.
IF: 2,03

Research Areas

Oncology

Vascular Biology and Metabolism (VAM)

< Neurosciences

Infectious Diseases

Digestive and Liver Diseases

Immunomediated Diseases and Innovative Therapies

Research in Surgery

Obstetrics, Pediatrics and Genetics

© FIR-HUVH Fundació Institut de Recerca Hospital Universitari Vall d'Hebron 2017 | Developed by: ondeuev

Neurosciences

Overview

The Neuroscience area is consolidating its position as one of the largest clusters of research labs working on neurological diseases across Europe. Thirteen groups are currently part of this area, working closely with top clinicians at the hospital. The area encompasses different aspects related to neuroscience, such as neural development, neurodegeneration, neuroimmunology, neurological pain, mental health, neurosurgery or pediatric neurology.

There are groups also focused on cell signaling and apoptosis and translational bioinformatics.

Publications

183	815.974	4.459
TOTAL	IMPACT FACTOR	AVERAGE IMPACT FACTOR

Pediatric Neurology

Director: Alfons Macaya

team zoom download

Overview | Publications | Main research projects

16	51.588	3.224
TOTAL	IMPACT FACTOR	AVERAGE IMPACT FACTOR

SELECTED ARTICLES

Survival among children with "Lethal" congenital contracture syndrome 11 caused by novel mutations in the gliomedin gene (GLDN).
Wambach JA, Stettner GM, Haack TB, Writzl K, Škofljanec A, Maver A, Munell F, Ossowski S, Bosio M, Wegner DJ, Shinawi M, Baldridge D, Alhaddad B, Strom TM, Grange DK, Wilichowski E, Troxell R, Collins J, Warner BB, Schmidt RE, Pestronk A, Cole FS, Steinfeld R. Hum Mutat.
2017 Nov;38(11):1477-1484.
doi: 10.1002/humu.23297.
Epub 2017 Aug 17.
PubMed PMID: 28726266

Clinical rating scale for pantothenate kinase-associated neurodegeneration: A pilot study.
Darling A, Tello C, Martí MJ, Garrido C, Aguilera-Albesa S, Tomás Vila M, Gastón I, Madruga M, González Gutiérrez L, Ramos Lizana J, Pujol M, Gavilán Iglesias T, Tustin K, Lin JP, Zorzi G, Nardocci N, Martorell-Sampol L, Lorenzo Sanz G, Gutiérrez F, García PJ, Vela L, Hernández Lahoz C, Ortigoza-Escobar JD, Marti-Sanchez L, Moreira F, Coelho M, Correia Guedes L, Castro Caldas A, Ferreira J, Pires P, Costa C, Rego P, Magalhães M, Stamelou M, Cuadras-Palleja D, Rodríguez-Blazquez C, Martínez-Martín P, Lupo V, Stefanis L, Pons R, Espinós C, Temudo T, Pérez-Dueñas B.
Mov Disord. 2017, Nov;32(11):1620-1630.
doi: 10.1002/mds.27129. Epub 2017 Aug 28.
PubMed PMID: 28845923.
IF: 7,072

Transcriptomic Changes in Rat Cortex and Brainstem After Cortical Spreading Depression With or Without Pretreatment With Migraine Prophylactic Drugs.
Sintas C, Fernàndez-Castillo N, Vila-Pueyo M, Pozo-Rosich P, Macaya A, Cormand B. J Pain.
2017 Apr;18(4):366-375.
doi: 10.1016/j.jpain.2016.11.007.
Epub 2016 Dec 3.
PubMed PMID: 27919769.

Mutation Spectrum in the CACNA1A Gene in 49 Patients with Episodic Ataxia.
Sintas C, Carreño O, Fernàndez-Castillo N, Corominas R, Vila-Pueyo M, Toma C, Cuenca-León E, Barroeta I, Roig C, Volpini V, Macaya A, Cormand B. Sci Rep.
2017 May 31;7(1):2514.
doi: 0.1038/s41598-017-02554-x.
PubMed PMID: 28566750
PubMed Central PMCID: PMC5451382.

Thiamine Deficiency Study Group. Thiamine deficiency in childhood with attention to genetic causes: Survival and outcome predictors. Ann Neurol.
Ortigoza-Escobar JD, Alfadhel M, Molero-Luis M, Darin N, Spiegel R, de Coo IF, Gerards M, Taylor RW, Artuch R, Nashabat M, Rodríguez-Pombo P, Tabarki B, Pérez-Dueñas B
2017 Sep;82(3):317-330.
doi: 10.1002/ana.24998.
IF: 9,890

VIEW ALL PUBLICATIONS >

© FIR-HUVH Fundació Institut de Recerca Hospital Universitari Vall d'Hebron 2017 | Developed by: ondeuev

Neurosciences

Overview

The Neuroscience area is consolidating its position as one of the largest clusters of research labs working on neurological diseases across Europe. Thirteen groups are currently part of this area, working closely with top clinicians at the hospital. The area encompasses different aspects related to neuroscience, such as neural development, neurodegeneration, neuroimmunology, neurological pain, mental health, neurosurgery or pediatric neurology.

There are groups also focused on cell signaling and apoptosis and translational bioinformatics.

Publications

183	815.974	4.459
TOTAL	IMPACT FACTOR	AVERAGE IMPACT FACTOR

Neuromuscular and Mitochondrial Pathology

Director: Ramon Martí Seves



team zoom download

Overview | Publications | Main research projects | Patents

10	38.927	3.893
TOTAL	IMPACT FACTOR	AVERAGE IMPACT FACTOR

SELECTED ARTICLES

SAMHD1 is active in cycling cells permissive to HIV-1 infection.
Badia R, Pujantell M, Torres-Torronteras J, Menendez-Arias L, Marti R, Ruzo A, Pauls E, Clotet B, Ballana E, Este JA, Riveira-Munoz E
Antiviral Res. 2017 Jun;142:123-135. doi: 10.1016/j.antiviral.2017.03.019. Epub 2017 Mar 28.
PMID: 28359840
Revista:ANTIVIRAL RESEARCH
Referencia:Antiviral Res. 2017 Jun;142:123-135. doi: 10.1016/j.antiviral.2017.03.019. Epub 2017 Mar 28.
Any: 2017
Factor d'impacte: 4,271
Tipus de publicació: Article en revista internacional
DOI: 10.1016/j.antiviral.2017.03.019

Mitochondrial toxicity of linezolid in blood cells and skin nerve fibers: influence of mitochondrial genetics.
Garrabou G, Soriano A, Pinos T, Casanova-Molla J, Pacheu-Grau D, Moren C, Garcia-Arumi E, Morales M, Ruiz-Pesini E, Catalan-Garcia M, Milisenda JC, Lozano E, Andreu AL, Montoya J, Mensa J, Cardellach F
Antimicrob Agents Chemother. 2017 Aug 24;61(9). pii: AAC.00542-17. doi: 10.1128/AAC.00542-17. Print 2017 Sep.
PMID: 28674062
Revista:ANTIMICROBIAL AGENTS AND CHEMOTHERAPY
Referencia:Antimicrob Agents Chemother. 2017 Aug 24;61(9). pii: AAC.00542-17. doi: 10.1128/AAC.00542-17. Print 2017 Sep.
Any: 2017
Factor d'impacte: 4,302
Tipus de publicació: Article en revista internacional
DOI: 10.1128/AAC.00542-17

Genotypic and phenotypic features of all Spanish patients with McArdle disease: a 2016 update.
Santalla A, Nogales-Gadea G, Encinar AB, Vieitez I, Gonzalez-Quintana A, Serrano-Lorenzo P, Consuegra IG, Asensio S, Ballester-Lopez A, Pintos-Morell G, Coll-Canti J, Pareja-Galeano H, Diez-Bermejo J, Perez M, Andreu AL, Pinos T, Arenas J, Martin MA, Lucia A
BMC Genomics. 2017 Nov 14;18(Suppl 8):819. doi: 10.1186/s12864-017-4188-2.
PMID: 29143597
Revista:BMC GENOMICS
Referencia:BMC Genomics. 2017 Nov 14;18(Suppl 8):819. doi: 10.1186/s12864-017-4188-2.
Any: 2017
Factor d'impacte: 3,729
Tipus de publicació: Article en revista internacional
DOI: 10.1186/s12864-017-4188-2

Resveratrol Increases Hepatic SHBG Expression through Human Constitutive Androstane Receptor: a new Contribution to the French Paradox.
Saez-Lopez C, Brianso-Llort L, Torres-Torrenteras J, Simo R, Hammond GL, Selva DM
Sci Rep. 2017 Sep 25;7(1):12284. doi: 10.1038/s41598-017-12509-x.
PMID: 28947831
Revista:Scientific Reports
Referencia:Sci Rep. 2017 Sep 25;7(1):12284. doi: 10.1038/s41598-017-12509-x.
Any: 2017
Factor d'impacte: 4,259
Tipus de publicació: Article en revista internacional
DOI: 10.1038/s41598-017-12509-x

microRNA-mediated differential expression of TRMU, GTPBP3 and MTO1 in cell models of mitochondrial-DNA diseases.
Meseguer S, Boix O, Navarro-Gonzalez C, Villarroya M, Boutoual R, Emperador S, Garcia-Arumi E, Montoya J, Armengod ME
Sci Rep. 2017 Jul 24;7(1):6209. doi: 10.1038/s41598-017-06553-w.
PMID: 28740091
Revista:Scientific Reports
Referencia:Sci Rep. 2017 Jul 24;7(1):6209. doi: 10.1038/s41598-017-06553-w.
Any: 2017
Factor d'impacte: 4,259
Tipus de publicació: Article en revista internacional
DOI: 10.1038/s41598-017-06553-w

VIEW ALL PUBLICATIONS >

© FIR-HUVH Fundació Institut de Recerca Hospital Universitari Vall d'Hebron 2017 | Developed by: ondeuev

Neurosciences

Overview

The Neuroscience area is consolidating its position as one of the largest clusters of research labs working on neurological diseases across Europe. Thirteen groups are currently part of this area, working closely with top clinicians at the hospital. The area encompasses different aspects related to neuroscience, such as neural development, neurodegeneration, neuroimmunology, neurological pain, mental health, neurosurgery or pediatric neurology.

There are groups also focused on cell signaling and apoptosis and translational bioinformatics.

Publications

183 TOTAL | **815.974** IMPACT FACTOR | **4.459** AVERAGE IMPACT FACTOR

Neurodegenerative Diseases

Director: Miquel Vila Bove

team zoom download

7 TOTAL | **27.296** IMPACT FACTOR | **3.899** AVERAGE IMPACT FACTOR

SELECTED ARTICLES

Selective α-Synuclein Knockdown in Monoamine Neurons by Intranasal Oligonucleotide Delivery: Potential Therapy for Parkinson's Disease
Alarcón-Arís D., Recasens A., Galofré M., Carballo-Carbajal I., Zacchi N., Ruiz-Bronchal E., Pavia-Collado R., Chica R., Ferrés-Coy A., Santos M., Revilla R., Montefeltro A., Fariñas I., Artigas F., Vila M.* and Bortolozzi A.* (*co-corresponding Authors)
Molecular Therapy 26(2):550-567 (2018) Epub 2017 Nov 29.
doi: 10.1016/j.ymthe.2017.11.015

Involvement of Cellular Prion Protein in α-Synuclein Transport in Neurons
Urrea L., Segura-Feliu M., Masuda-Suzukake M., Hervera A., Pedraz L., Aznar J.M., Vila M., Samitier J., Torrents E., Ferrer .I, Gavín R., Hagesawa M. and Del Río J.A.
Molecular Neurobiology 55(3):1847-1860 (2018) Epub 2017 Feb 22
doi: 10.1007/s12035-017-0451-4.

Monitoring Autophagy in Muscle Stem Cells
García-Prat L., Muñoz-Cánoves P. and Martínez-Vicente M.
Methods in Molecular Biology 1556:255-280 (2017)
doi: 10.1007/978-1-4939-6771-1_14.

Cerebellar neurodegeneration in a new rat model of episodic hepatic encephalopathy
García-Lezana T., Oria M., Romero-Giménez J., Bové J., Vila M., Genescà J., Chavarria L. and Cordoba J.
Journal of Cerebral Blood Flow and Metabolism 37(3):927-937 (2017)
doi: 10.1177/0271678X16649196.

Glucocerebrosidase deficiency in dopaminergic neurons induces microglial activation without neurodegeneration
Soria F.N., Engeln M., Martinez-Vicente M., Glangetas C., Lopez-Gonzalez M.J., Dovero S., Dehay B., Normand E., Vila M., Favereaux A., Georges F., Lo Bianco C., Bezard E. and Fernagut P.O.
Human Molecular Genetics 26(14):2603-2615 (2017)
doi: 10.1093/hmg/ddx120

VIEW ALL PUBLICATIONS >

© FIR-HUVH Fundació Institut de Recerca Hospital Universitari Vall d'Hebron 2017 | Developed by: ondeuev

Neurosciences

Overview

The Neuroscience area is consolidating its position as one of the largest clusters of research labs working on neurological diseases across Europe. Thirteen groups are currently part of this area, working closely with top clinicians at the hospital. The area encompasses different aspects related to neuroscience, such as neural development, neurodegeneration, neuroimmunology, neurological pain, mental health, neurosurgery or pediatric neurology.

There are groups also focused on cell signaling and apoptosis and translational bioinformatics.

Publications

183	815.974	4.459
TOTAL	IMPACT FACTOR	AVERAGE IMPACT FACTOR

Headache and Neurological Pain

Director: Patricia Pozo Rosich

team zoom download

Overview | Publications | Main research projects

10	30.712	3.071
TOTAL	IMPACT FACTOR	AVERAGE IMPACT FACTOR

SELECTED ARTICLES

Shared genetic risk between migraine and coronary artery disease: A genome-wide analysis of common variants.
Winsvold BS, Bettella F, Witoelar A, Anttila V, Gormley P, Kurth T, Terwindt GM, Freilinger TM, Frei O, Shadrin A, Wang Y, Dale AM, van den Maagdenberg AMJM, Chasman DI, Nyholt DR, Palotie A, Andreassen OA, Zwart JA; International Headache Genetics Consortium.
PLoS One.
2017 Sep 28;12(9):e0185663.
Impact factor: 3.54. Quartil Q1

How and when to refer patients diagnosed with primary headache and craniofacial neuralgia in the emergency department or primary care: recommendations of the Spanish Society of Neurology's Study Group.
Gago-Veiga AB, García-Azorín D, Mas-Sala N, Ordás CM, Ruiz-Piñero M, Torres-Ferrus M, Santos Lasaosa S, Viguera Romero J, Pozo-Rosich P. Neurologia.
2017 Sep 1. pii: S0213-4853(17)30268-2.
Impact factor: 2.103. Quartil Q3

The impact of onabotulinumtoxinA on severe headache days: PREEMPT 56-week pooled analysis. J Headache Pain.
Matharu M, Halker R, Pozo-Rosich P, DeGryse R, Manack Adams A, Aurora SK.
2017 Dec;18(1):78.
Impact factor: 3.580. Quartil Q1

Comorbidity between idiopathic overactive bladder and chronic migraine.
Ramos ML, García-Cabo C, Leira R, Domínguez C, Pozo-Rosich P, Vila C, Laínez MJ, Pascual J.
Cephalalgia.
2018 Mar;38(3):581-584.
Impact factor: 3.609. Quartil Q1

Transcriptomic changes in rat cortex and brainstem after cortical spreading depression with or without pre-treatment with migraine prophylactic drugs.
Sintas C, Fernandez-Castillo N, Vila-Pueyo M, Pozo-Rosich P, Macaya A, Cormand B. J Pain.
2017 Apr;18(4):366-375.
Impact Factor 4,51. Quartil Q1

VIEW ALL PUBLICATIONS >

© FIR-HUVH Fundació Institut de Recerca Hospital Universitari Vall d'Hebron 2017 | Developed by: ondeuev

Neurosciences

Overview

The Neuroscience area is consolidating its position as one of the largest clusters of research labs working on neurological diseases across Europe. Thirteen groups are currently part of this area, working closely with top clinicians at the hospital. The area encompasses different aspects related to neuroscience, such as neural development, neurodegeneration, neuroimmunology, neurological pain, mental health, neurosurgery or pediatric neurology.

There are groups also focused on cell signaling and apoptosis and translational bioinformatics.

Publications

183	815.974	4.459
TOTAL	IMPACT FACTOR	AVERAGE IMPACT FACTOR

Clinical Neuroimmunology

Director: Xavier Montalban Gairín

team zoom download

45	310.100	6.891
TOTAL	IMPACT FACTOR	AVERAGE IMPACT FACTOR

SELECTED ARTICLES

Montalban X, Hauser SL, Kappos L, Arnold DL, Bar-Or A, Comi G, de Seze J, Giovannoni G, Hartung HP, Hemmer B, Lublin F, Rammohan KW, Selmaj K, Traboulsee A, Sauter A, Masterman D, Fontoura P, Belachew S, Garren H, Mairon N, Chin P, Wolinsky JS, ORATORIO Clinical Investigators.
Ocrelizumab versus Placebo in Primary Progressive Multiple Sclerosis.
N Engl J Med. 2017 Jan 19;376(3):209-220.
doi: 10.1056/NEJMoa1606468.
IF: 59.55

Ciampi E, Pareto D, Sastre-Garriga J, Vidal-Jordana A, Tur C, Río J, Tintoré M, Auger C, Rovira A, Montalban X.
Grey matter atrophy is associated with disability increase in natalizumab-treated patients.
Mult Scler J. 2017 Apr;23(4):556-566.
DOI: 10.1177/1352458516656808
IF: 4.84

Gutiérrez-Franco A, Eixarch H, Costa C, Gil V, Castillo M, Calvo-Barreiro L, Montalban X, Del Río JA, Espejo C.
Semaphorin 7A as a Potential Therapeutic Target for Multiple Sclerosis.
Mol Neurobiol. 2017 Aug;54(6):4820-4831.
doi: 10.1007/s12035-016-0154-2.
IF: 5.397

Fissolo N, Pignolet B, Matute-Blanch C, Triviño JC, Miró B, Mota M, Perez-Hoyos S, Sanchez A, Vermersch P, Ruet A, de Sèze J, Labauge P, Vukusic S, Papeix C, Almoyna L, Tourbah A, Clavelou P, Moreau T, Pelletier J, Lebrun-Frenay C, Montalban X, Brassat D, Comabella M.
Matrix metalloproteinase 9 is decreased in natalizumab-treated multiple sclerosis patients at risk for progressive multifocal leukoencephalopathy.
Ann Neurol. 2017 Aug;82(2):186-195.
doi: 10.1002/ana.24987.
IF: 9,638

Arrambide G, Tintore M, Auger C, Río J, Castilló J, Vidal-Jordana A, Galán I, Nos C, Comabella M, Mitjana R, Mulero P, de Barros A, Rodríguez-Acevedo B, Midaglia L, Sastre-Garriga J, Rovira A, Montalban X.
Lesion topographies in multiple sclerosis diagnosis: A reappraisal.
Neurology. 2017 Dec 5;89(23):2351-2356.
doi: 10.1212/WNL.0000000000004715.
IF: 8.320

VIEW ALL PUBLICATIONS >

© FIR-HUVH Fundació Institut de Recerca Hospital Universitari Vall d'Hebron 2017 | Developed by: ondeuev

Neurosciences

Overview

The Neuroscience area is consolidating its position as one of the largest clusters of research labs working on neurological diseases across Europe. Thirteen groups are currently part of this area, working closely with top clinicians at the hospital. The area encompasses different aspects related to neuroscience, such as neural development, neurodegeneration, neuroimmunology, neurological pain, mental health, neurosurgery or pediatric neurology.

There are groups also focused on cell signaling and apoptosis and translational bioinformatics.

Publications

183
TOTAL

815.974
IMPACT FACTOR

4.459
AVERAGE IMPACT FACTOR

Cell Signaling and Apoptosis

Director: Joan X. Comella Carnicé

team zoom download

Overview | Publications | Main research projects

1
TOTAL

2.806
IMPACT FACTOR

2.806
AVERAGE IMPACT FACTOR

SELECTED ARTICLES

Coccia E, Calleja-Yagüe I, Planells-Ferrer L, Sanuy B, Sanz B, López-Soriano J, Moubarak RS, Munell F, Barneda-Zahonero B, Comella JX, Pérez-GarcíaMJ.

Identification and characterization of new isoforms of human fas apoptotic inhibitory molecule (FAIM).

PLOS ONE 2017 12(10):e0185327. doi: 10.1371/journal.pone.0185327. eCollection 2017 Key: A

PMID: 28981531

IF: 2,806 (2016)

© FIR-HUVH Fundació Institut de Recerca Hospital Universitari Vall d'Hebron 2017 | Developed by: ondeuev

Vall d'Hebron Institute of Research VHIR

Vall d'Hebron Barcelona Hospital Campus

Infectious Diseases

Overview

The aim of the seven groups of this area is to improve the outcomes of patients with infectious diseases. The Epidemiology and Public Health group is mainly focused on the epidemiology and prevention of healthcare acquired infections, transmissible infections and on the new preventive vaccines. The Infectious Diseases group focuses on improving the strategies of clinical problems observed in clinical practice. Microbiology studies mechanisms of resistance to antimicrobials, pathogenicity, taxonomy and epidemiology, and infectious diseases diagnostics.

The CRIPS group focuses on the most prevalent aspects of infections in the intensive care unit (ICU), while SODIR group works in the areas of shock, organ dysfunction and resuscitation.

There is also a group focused on infection in immunocompromised pediatric patients, and a group from the CIBBIM-Nanomedicine interested in the synthesis, characterization and applications of engineered inorganic nanoparticles in the field of medicine.

Publications

236	1,029.655	4.363
TOTAL	IMPACT FACTOR	AVERAGE IMPACT FACTOR

SELECT RESEARCH GROUP

Research Areas

Oncology

Vascular Biology and Metabolism (VAM)

Neurosciences

< Infectious Diseases

Digestive and Liver Diseases

Immunomediated Diseases and Innovative Therapies

Research in Surgery

Obstetrics, Pediatrics and Genetics

© FIR-HUVH Fundació Institut de Recerca Hospital Universitari Vall d'Hebron 2017 | Developed by: ondeuev

Infectious Diseases

Overview

The aim of the seven groups of this area is to improve the outcomes of patients with infectious diseases. The Epidemiology and Public Health group is mainly focused on the epidemiology and prevention of healthcare acquired infections, transmissible infections and on the new preventive vaccines. The Infectious Diseases group focuses on improving the strategies of clinical problems observed in clinical practice. Microbiology studies mechanisms of resistance to antimicrobials, pathogenicity, taxonomy and epidemiology, and infectious diseases diagnostics.

The CRIPS group focuses on the most prevalent aspects of infections in the intensive care unit (ICU), while SODIR group works in the areas of shock, organ dysfunction and resuscitation.

There is also a group focused on infection in immunocompromised pediatric patients, and a group from the CIBBIM-Nanomedicine interested in the synthesis, characterization and applications of engineered inorganic nanoparticles in the field of medicine.

Publications

236 TOTAL

1,029.655 IMPACT FACTOR

4.363 AVERAGE IMPACT FACTOR

CIBBIM- Nanomedicine. Pharmacokinetic Nanoparticles

Director: Victor Franco Puntes

team zoom download

Overview | Publications | Main research projects

15 TOTAL

94.732 IMPACT FACTOR

6.049 AVERAGE IMPACT FACTOR

SELECTED ARTICLES

Pelaz, B. et al.,
Diverse Applications of Nanomedicine.
ACS Nano. 2017 Mar 28;11(3):2313-2381
doi: 10.1021/acsnano.6b06040
IF: 13.942

Barbero, F., Russo, L., Vitali, M., Piella, J., Salvo, I., Borrajo, M.L., Busquets-Fité, M., Grandori, R., Bastús, N.G., Casals, E., Puntes, V.
Formation of the Protein Corona: The Interface between Nanoparticles and the Immune System.
Seminars in Immunology, 2017, 34, 52-60
doi:10.1016/j.smim.2017.10.001
IF: 9.611

García-Fernández, L., Garcia-Pardo, J., Tort, O., Prior, I., Brust, M., Casals, E., Lorenzo, J., Puntes, V. F.
Conserved effects and altered trafficking of Cetuximab antibodies conjugated to gold nanoparticles with precise control of their number and orientation.
Nanoscale., 2017, 9(18), 6111-6121
doi: 10.1039/c7nr00947j
IF: 7.367

Casals, E., Gusta, M.F., Piella, J., Casals, G., Jimenez, W., Puntes, V.
Intrinsic and Extrinsic Properties Affecting Innate Immune Responses to Nanoparticles: The Case of Cerium Oxide.
Front. Immunol., 2017, 8:970
doi: 10.3389/fimmu.2017.00970
IF: 6.429

Li, Y., Shi, Z., Radauer-Preiml, I., Andosch, A., Casals, E., Luetz-Meindl, U., Cobaleda, M., Lin, Z., Jaberi-Douraki, M., Italiani, P., Horejs-Hoeck, J., Himly, M., Monteiro-Riviere, N.A, Duschl, A., Puntes, V.F., Boraschi, D.
Bacterial endotoxin (lipopolysaccharide) binds to the surface of gold nanoparticles, interferes with biocorona formation and induces human monocyte inflammatory activation.
Nanotoxicology, 2017, 11(9-10), 1157-1175
doi: 10.1080/17435390.2017.1401142
IF: 6.428

VIEW ALL PUBLICATIONS >

© FIR-HUVH Fundació Institut de Recerca Hospital Universitari Vall d'Hebron 2017 | Developed by: ondeuev

Vall d'Hebron Institute of Research VHIR | Vall d'Hebron Barcelona Hospital Campus

Infectious Diseases

Overview

The aim of the seven groups of this area is to improve the outcomes of patients with infectious diseases. The Epidemiology and Public Health group is mainly focused on the epidemiology and prevention of healthcare acquired infections, transmissible infections and on the new preventive vaccines. The Infectious Diseases group focuses on improving the strategies of clinical problems observed in clinical practice. Microbiology studies mechanisms of resistance to antimicrobials, pathogenicity, taxonomy and epidemiology, and infectious diseases diagnostics.

The CRIPS group focuses on the most prevalent aspects of infections in the intensive care unit (ICU), while SODIR group works in the areas of shock, organ dysfunction and resuscitation.

There is also a group focused on infection in immunocompromised pediatric patients, and a group from the CIBBIM-Nanomedicine interested in the synthesis, characterization and applications of engineered inorganic nanoparticles in the field of medicine.

Publications

236	1,029.655	4.363
TOTAL	IMPACT FACTOR	AVERAGE IMPACT FACTOR

Epidemiology and Public Health

Director: Magda Campins Martí

team zoom download

Overview | Publications | Main research projects

14	64.020	4.570
TOTAL	IMPACT FACTOR	AVERAGE IMPACT FACTOR

SELECTED ARTICLES

Ruhwald M, Aggerbeck H, Gallardo RV, Hoff ST, Villate JI, Borregaard B, Martinez JA, Kromann I, Penas A, Anibarro LL, de Souza-Galvão ML, Sánchez F, Rodrigo-Pendás JÁ, Noguera-Julian A, Martínez-Lacasa X, Tuñez MV, Fernández VL, Millet JP, Moreno A, Cobos N, Miró JM, Roldan L, Orcau A, Andersen P, Caylá JA; TESEC Working Group.
Safety and efficacy of the C-Tb skin test to diagnose Mycobaterium tuberculosis infection, compared with an interferon γ release assay and the tuberculin skin test: a phase 3, double-blind, randomised, controlled trial.
Lancet Respir Med. 2017 Apr; 5(4):259-268.
DOI: 10.1016/S2213-2600(16)30436-2.
IF: 19.287 Decil 1

Mir-Cros A, Codina G, Martín-Gómez MT, Fàbrega A, Martínez X, Jané M, Van Esso D, Cornejo T, Rodrigo C, Campins M, Pumarola T, González-López JJ.
Emergence of Bordetella holmesii as a causative agent of whooping cough, Barcelona, Spain.
Emerg Infect Dis. 2017 Nov;23(11):1856-1859.
DOI: 10.3201/eid2311.170960.
IF: 8.222 Decil 1

Domínguez A, Soldevila N, Toledo D, Godoy P, Espejo E, Fernandez MA, Mayoral JM, Castilla J, Egurrola M, Tamames S, Astray J, Morales-Suárez-Varela M, The Working Group Of The Project Pi/.
The effectiveness of influenza vaccination in preventing hospitalizations of elderly individuals in two influenza seasons: a multicentre case-control study, Spain, 2013/14 and 2014/15.
Euro Surveillance. 2017 Aug 24;22(34).
DOI: 10.2807/1560-7917.ES.2017.22.34.30602.
IF: 7.202 Decil 1

Peña-López Y, Pujol M, Campins M, Lagunes L, Balcells J, Rello J.
Assessing prediction accuracy for outcomes of ventilator-associated events and infections in critically ill children: a prospective cohort study.
Clin Microbiol Infect. 2017 Oct 12. pii: S1198-743X(17)30541-4.
DOI: 10.1016/j.cmi.2017.10.004.
IF: 5.292 Decil 1

Vilca LM, Verma A, Buckeridge D, Campins M.
A population-based analysis of predictors of influenza vaccination uptake in pregnant women: The effect of gestational and calendar time.
Prev Med. 2017 Jun; 99:111-117.
DOI:10.1016/j.ypmed.2017.02.010.
IF: 3.434 Quartil 1

VIEW ALL PUBLICATIONS >

© FIR-HUVH Fundació Institut de Recerca Hospital Universitari Vall d'Hebron 2017 | Developed by: ondeuev

Infectious Diseases

Overview

The aim of the seven groups of this area is to improve the outcomes of patients with infectious diseases. The Epidemiology and Public Health group is mainly focused on the epidemiology and prevention of healthcare acquired infections, transmissible infections and on the new preventive vaccines. The Infectious Diseases group focuses on improving the strategies of clinical problems observed in clinical practice. Microbiology studies mechanisms of resistance to antimicrobials, pathogenicity, taxonomy and epidemiology, and infectious diseases diagnostics.

The CRIPS group focuses on the most prevalent aspects of infections in the intensive care unit (ICU), while SODIR group works in the areas of shock, organ dysfunction and resuscitation.

There is also a group focused on infection in immunocompromised pediatric patients, and a group from the CIBBIM-Nanomedicine interested in the synthesis, characterization and applications of engineered inorganic nanoparticles in the field of medicine.

Publications

236	1,029.655	4.363
TOTAL	IMPACT FACTOR	AVERAGE IMPACT FACTOR

Shock, Organ Dysfunction and Resuscitation (SODIR)

Director: Ricard Ferrer Roca

team zoom download

Overview | Publications | Main research projects

19	81.125	4.270
TOTAL	IMPACT FACTOR	AVERAGE IMPACT FACTOR

SELECTED ARTICLES

Surviving Sepsis Campaign: International Guidelines for Management of Sepsis and Septic Shock: 2016.
Rhodes A, Evans LE, Alhazzani W, Levy MM, Antonelli M, **Ferrer R**, Kumar A, Sevransky JE, Sprung CL, Nunnally ME, Rochwerg B, Rubenfeld GD, Angus DC, Annane D, Beale RJ, Bellinghan GJ, Bernard GR, Chiche JD, Coopersmith C, De Backer DP, French CJ, Fujishima S, Gerlach H, Hidalgo JL, Hollenberg SM, Jones AE, Karnad DR, Kleinpell RM, Koh Y, Lisboa TC, Machado FR, Marini JJ, Marshall JC, Mazuski JE, McIntyre LA, McLean AS, Mehta S, Moreno RP, Myburgh J, Navalesi P, Nishida O, Osborn TM, Perner A, Plunkett CM, Ranieri M, Schorr CA, Seckel MA, Seymour CW, Shieh L, Shukri KA, Simpson SQ, Singer M, Thompson BT, Townsend SR, Van der Poll T, Vincent JL, Wiersinga WJ, Zimmerman JL, Dellinger RP.
Intensive Care Med. 2017; 43:304-37.
DOI: 10.1007/s00134-017-4683-6
IF 12.05

A multifaceted educational intervention shortened time to antibiotic administration in children with severe sepsis and septic shock: ABISS Edusepsis pediatric study.
Esteban E, Belda S, Garcia-Soler P, Rodriguez-Nunez A, Calvo C, Gil-Anton J, Bustinza A, Iglesias-Bouzas MI, Pujol-Jove M, deCarlos JC, Garcia-Iniguez JP, Perez-Iranzo A, Tellez C, Ortiz I, Perez R, Bonil V, Brio S, Concha A, Lopez JD, Murga V, Flores JC, Trujillo A, Felipe A, Abadesso C, Pino M, Leon J, Martinez MC, Gomez F, Perez-Montejano R, Tapia R, Jordan I, Ferrer R.
Intensive Care Med 2017; 43:1916-1918
DOI 10.1007/s00134-017-4721-4
IF 12.05

Hypoxemic patients with bilateral infiltrates treated with high-flow nasal cannula present a similar pattern of biomarkers of inflammation and injury to acute respiratory distress syndrome Patients.
García-de-Acilu M, Marin-Corral J, Vázquez A, Ruano L, Magret M, Ferrer R, Masclans JR, Roca O.
Crit Care Med. 2017; 45:1845-1853
DOI: 10.1097/CCM.0000000000002647
IF 7.05
PMID: 28806218

Epidemiology of sepsis in Catalonia: analysis of incidence and outcomes in a European setting.
Yebenes JC, Ruiz-Rodriguez JC, Ferrer R, Cleries M, Bosch A, Lorencio C, Rodriguez A, Nuvials X, Martin-Loeches I, Artigas, A.
Ann Intensive Care. 2017; 7:19.
DOI: 10.1186/s13613-017-0241-1
IF 3.656

High-flow nasal cannula to prevent postextubation respiratory failure in high-risk non-hypercapnic patients: a randomized multicenter.
Fernandez R, Subira C, Frutos-Vivar F, Rialp G, Laborda C, Masclans JR, Lesmes A, Panadero L, Hernandez G.
Ann Intensive Care 2017; 7: 47.
DOI: 10.1186/s13613-017-0270-9
IF 3.656
PMID: 28466461l

VIEW ALL PUBLICATIONS >

© FIR-HUVH Fundació Institut de Recerca Hospital Universitari Vall d'Hebron 2017 | Developed by: ondeuev

Infectious Diseases

Overview

The aim of the seven groups of this area is to improve the outcomes of patients with infectious diseases. The Epidemiology and Public Health group is mainly focused on the epidemiology and prevention of healthcare acquired infections, transmissible infections and on the new preventive vaccines. The Infectious Diseases group focuses on improving the strategies of clinical problems observed in clinical practice. Microbiology studies mechanisms of resistance to antimicrobials, pathogenicity, taxonomy and epidemiology, and infectious diseases diagnostics.

The CRIPS group focuses on the most prevalent aspects of infections in the intensive care unit (ICU), while SODIR group works in the areas of shock, organ dysfunction and resuscitation.

There is also a group focused on infection in immunocompromised pediatric patients, and a group from the CIBBIM-Nanomedicine interested in the synthesis, characterization and applications of engineered inorganic nanoparticles in the field of medicine.

Publications

236 TOTAL

1,029.655 IMPACT FACTOR

4.363 AVERAGE IMPACT FACTOR

Microbiology

Director: Tomàs Pumarola

team zoom download

Overview | Publications | Main research projects

49 TOTAL

184.580 IMPACT FACTOR

3.767 AVERAGE IMPACT FACTOR

SELECTED ARTICLES

Serra-Pladevall J, Barberá MJ, Callarisa AE, Bartolomé-Comas R, Andreu A.
Differences in Neisseria gonorrhoeae population structure and antimicrobial resistance pattern between men who have sex with men and heterosexuals.
Epidemiol Infect. 2017 Jan;145(2):379-385.
DOI:10.1017/S095026881600234X
IF: 2,075

Mir-Cros A, Codina G, Martín-Gómez MT, Fàbrega A, Martínez X, Jané M, Van Esso D, Cornejo T, Rodrigo C, Campins M, Pumarola T, González-López JJ.
Emergence of Bordetella holmesii as a Causative Agent of Whooping Cough, Barcelona, Spain.
Emerg Infect Dis. 2017 Nov;23(11):1856-1859.
DOI:10.3201/eid2311.170960
IF: 8,222

Piedra-Carrasco N, Miguel L, Fàbrega A, Viñado B, Campany D, Mir A, Fox ML Almirante B, Larrosa N, Ruiz-Camps I, González-López JJ.
Effectiveness of a Double-Carbapenem Regimen in a KPC-Producing Klebsiella pneumoniae Infection in an Immunocompromised Patient.
Microb Drug Resist. 2017 Jul 14.
DOI:10.1089/mdr.2017.0129
IF: 2,306

Piedra-Carrasco N, Fàbrega A, Calero-Cáceres W, Cornejo-Sánchez T, Brown-Jaque M, Mir-Cros A, Muniesa M, González-López JJ.
Carbapenemase-producing enterobacteriaceae recovered from a Spanish river ecosystem.
PLoS One. 2017 Apr 5;12(4):e0175246.
DOI:10.1371/journal.pone.0175246
IF: 2,806

Piñana M, Vila J, Gimferrer L, Valls M, Andrés C, Codina MG, Ramón J, Martín MC, Fuentes F, Saiz R, Alcubilla P, Rodrigo C, Pumarola T, Antón A.
Novel human metapneumovirus with a 180-nucleotide duplication in the G gene.
Future Microbiol. 2017 Jun;12:565-571. FI: 3.374
DOI:10.2217/fmb-2016-0211
IF: 3,374

VIEW ALL PUBLICATIONS >

© FIR-HUVH Fundació Institut de Recerca Hospital Universitari Vall d'Hebron 2017 | Developed by: ondeuev

Infectious Diseases

Overview

The aim of the seven groups of this area is to improve the outcomes of patients with infectious diseases. The Epidemiology and Public Health group is mainly focused on the epidemiology and prevention of healthcare acquired infections, transmissible infections and on the new preventive vaccines. The Infectious Diseases group focuses on improving the strategies of clinical problems observed in clinical practice. Microbiology studies mechanisms of resistance to antimicrobials, pathogenicity, taxonomy and epidemiology, and infectious diseases diagnostics.

The CRIPS group focuses on the most prevalent aspects of infections in the intensive care unit (ICU), while SODIR group works in the areas of shock, organ dysfunction and resuscitation.

There is also a group focused on infection in immunocompromised pediatric patients, and a group from the CIBBIM-Nanomedicine interested in the synthesis, characterization and applications of engineered inorganic nanoparticles in the field of medicine.

Publications

236	1,029.655	4.363
TOTAL	IMPACT FACTOR	AVERAGE IMPACT FACTOR

Infectious Diseases

Director: Benito Almirante

team zoom download

Overview | Publications | Main research projects

99	423.523	4.278
TOTAL	IMPACT FACTOR	AVERAGE IMPACT FACTOR

SELECTED ARTICLES

Fernandez-Hidalgo N, Ribera A, Larrosa MN, Viedma E, Origuen J, de Alarcon A, Farinas MC, Saez C, Pena C, Munez E, Garcia Lopez MV, Gavalda J, Perez-Montarelo D, Chaves F, Almirante B.
Impact of Staphylococcus aureus phenotype and genotype on the clinical characteristics and outcome of infective endocarditis. A multicenter, longitudinal, prospective, observational study.
Clin Microbiol Infect. 2017 Dec 18. pii: S1198-743X(17)30675-4.
PMID: 29269091
DOI: 10.1016/j.cmi.2017.12.002
IF 5,292

Peghin M, Hirsch HH, Len O, Codina G, Berastegui C, Saez B, Sole J, Cabral E, Sole A, Zurbano F, Lopez-Medrano F, Roman A, Gavalda J
Epidemiology and Immediate Indirect Effects of Respiratory Viruses in Lung Transplant Recipients: A 5-Year Prospective Study.
Am J Transplant. 2017 May;17(5):1304-1312. Epub 2016 Oct 14.
PMID: 27615811
DOI: 10.1111/ajt.14042
IF: 6,165

Grau-Exposito J, Serra-Peinado C, Miguel L, Navarro J, Curran A, Burgos J, Ocana I, Ribera E, Torrella A, Planas B, Badia R, Castellvi J, Falco V, Crespo M, Buzon MJ.
A Novel Single-Cell FISH-Flow Assay Identifies Effector Memory CD4+ T cells as a Major Niche for HIV-1 Transcription in HIV-Infected Patients.
MBio. 2017 Jul 11;8(4). pii: e00876-17.
DOI: 10.1128/mBio.00876-17.
PMID: 28698276
IF: 6,956

Pulido F, Ribera E, Lagarde M, Perez-Valero I, Palacios R, Iribarren JA, Payeras A, Domingo P, Sanz J, Cervero M, Curran A, Rodriguez-Gomez FJ, Tellez MJ, Ryan P, Barrufet P, Knobel H, Rivero A, Alejos B, Yllescas M, Arribas JR.
Dual therapy with darunavir and ritonavir plus lamivudine versus triple therapy with darunavir and ritonavir plus tenofovir disoproxil fumarate and emtricitabine or abacavir and lamivudine for maintenance of HIV-1 viral suppression: randomised, open label, non-inferiority DUAL-GESIDA 8014-RIS-EST45 trial.
Clin Infect Dis. 2017 Nov 29;65(12):2112-2118.
DOI: 10.1093/cid/cix734.
PMID: 29020293
IF: 8,216

Beloin C, Fernández-Hidalgo N, Lebeaux D.
Understanding biofilm formation in intravascular device-related infections.
Intensive Care Med. 2017 Mar;43(3):443-446 Epub 2016 Aug 6.
DOI: 10.1007/s00134-016-4480-7
PDMI: 27497588
IF: 12.02

VIEW ALL PUBLICATIONS >

© FIR-HUVH Fundació Institut de Recerca Hospital Universitari Vall d'Hebron 2017 | Developed by: ondeuev

Vall d'Hebron Institute of Research VHIR

Vall d'Hebron Barcelona Hospital Campus

Infectious Diseases

Overview

The aim of the seven groups of this area is to improve the outcomes of patients with infectious diseases. The Epidemiology and Public Health group is mainly focused on the epidemiology and prevention of healthcare acquired infections, transmissible infections and on the new preventive vaccines. The Infectious Diseases group focuses on improving the strategies of clinical problems observed in clinical practice. Microbiology studies mechanisms of resistance to antimicrobials, pathogenicity, taxonomy and epidemiology, and infectious diseases diagnostics.

The CRIPS group focuses on the most prevalent aspects of infections in the intensive care unit (ICU), while SODIR group works in the areas of shock, organ dysfunction and resuscitation.

There is also a group focused on infection in immunocompromised pediatric patients, and a group from the CIBBIM-Nanomedicine interested in the synthesis, characterization and applications of engineered inorganic nanoparticles in the field of medicine.

Publications

236 TOTAL

1,029.655 IMPACT FACTOR

4.363 AVERAGE IMPACT FACTOR

Infection in Immunocompromised Pediatric Patients

Director: Pere Soler Palacin

team zoom download

Overview | Publications | Main research projects

16 TOTAL

70.578 IMPACT FACTOR

4.411 AVERAGE IMPACT FACTOR

SELECTED ARTICLES

Franco-Jarava C, Álvarez de la Campa E, Solanich X, Morandeira-Rego F, Mas-Bosch V, García-Prat M, de la Cruz X, Martín-Nalda A, Soler-Palacín P, Hernández-González M, Colobran R.
Early Versus Late Diagnosis of Complement Factor I Deficiency: Clinical Consequences Illustrated in Two Families with Novel Homozygous CFI Mutations.
J Clin Immunol. 2017 Nov;37(8):781-789.
doi: 10.1007/s10875-017-0447-x.
IF: 3'253

Jolles S, Sánchez-Ramón S, Quinti I, Soler-Palacín P, Agostini C, Florkin B, Couderc LJ, Brodszki N, Jones A, Longhurst H, Warnatz K, Haerynck F, Matucci A, de Vries E.
Screening protocols to monitor respiratory status in primary immunodeficiency disease: findings from a European survey and subclinical infection working group.
Clin Exp Immunol. 2017 Nov;190(2):226-234
doi: 10.1111/cei.13012.
IF: 3'41

Hoenig M, Lagresle-Peyrou C, Pannicke U, Notarangelo LD, Porta F, Gennery AR, Slatter M, Cowan MJ, Stepensky P, Al-Mousa H, Al-Zahrani D, Pai SY, Al Herz W, Gaspar HB, Veys P, Oshima K, Imai K, Yabe H, Noroski LM, Wulffraat NM, Sykora KW, Soler-Palacin P, Muramatsu H, Al Hilali M, Moshous D, Debatin KM, Schuetz C, Jacobsen EM, Schulz AS, Schwarz K, Fischer A, Friedrich W, Cavazzana M; European Society for Blood and Marrow Transplantation (EBMT) Inborn Errors Working Party.
Reticular dysgenesis: international survey on clinical presentation, transplantation, and outcome.
Blood. 2017 May 25;129(21):2928-2938
doi: 10.1182/blood-2016-11-745638.
IF: 13'164

Goycochea-Valdivia WA, Baquero-Artigao F, Del Rosal T, Frick MA, Rojo P, Echeverría MJ, Noguera-Julian A, Bringué X, Saavedra-Lozano J, Vives-Oñós I, Moliner E, Cilleruelo MJ, Cuadrado I, Colino E, Castells L, Tagarro A, Vilas J, Soler-Palacin P, Blázquez-Gamero D; Spanish Registry of Infants with Congenital Cytomegalovirus Infection (REDICCMV) Study Group.
Cytomegalovirus DNA Detection by Polymerase Chain Reaction in Cerebrospinal Fluid of Infants With Congenital Infection: Associations With Clinical Evaluation at Birth and Implications for Follow-up.
Clin Infect Dis. 2017 May 15;64(10):1335-1342
doi: 10.1093/cid/cix105.
IF: 8'216

Norman FF, López-Polín A, Salvador F, Treviño B, Calabuig E, Torrús D, Soriano-Arandes A, Ruíz-Giardín JM, Monge-Maillo B, Pérez-Molina JA, Perez-Ayala A, García M, Rodríguez A, Martínez-Serrano M, Zubero M, López-Vélez R; REDIVI Study Group.
Imported malaria in Spain (2009-2016): results from the REDIVI Collaborative Network.
Malar J. 2017 Oct 10;16(1):407.
doi: 10.1186/s12936-017-2057-8.
IF: 2'715

VIEW ALL PUBLICATIONS >

© FIR-HUVH Fundació Institut de Recerca Hospital Universitari Vall d'Hebron 2017 | Developed by: ondeuev

Infectious Diseases

Overview

The aim of the seven groups of this area is to improve the outcomes of patients with infectious diseases. The Epidemiology and Public Health group is mainly focused on the epidemiology and prevention of healthcare acquired infections, transmissible infections and on the new preventive vaccines. The Infectious Diseases group focuses on improving the strategies of clinical problems observed in clinical practice. Microbiology studies mechanisms of resistance to antimicrobials, pathogenicity, taxonomy and epidemiology, and infectious diseases diagnostics.

The CRIPS group focuses on the most prevalent aspects of infections in the intensive care unit (ICU), while SODIR group works in the areas of shock, organ dysfunction and resuscitation.

There is also a group focused on infection in immunocompromised pediatric patients, and a group from the CIBBIM-Nanomedicine interested in the synthesis, characterization and applications of engineered inorganic nanoparticles in the field of medicine.

Publications

236 TOTAL

1,029.655 IMPACT FACTOR

4.363 AVERAGE IMPACT FACTOR

Clinical Research/Innovation in Pneumonia and Sepsis (CRIPS)

Director: Jordi Rello

team zoom download

Overview | Publications | Main research projects

25 TOTAL

117.868 IMPACT FACTOR

4.715 AVERAGE IMPACT FACTOR

SELECTED ARTICLES

Rello J.
Theranostics in severe influenza.
Lancet Resp Med 29017;5:91-92
PMID: 28094139

Azoulay et al.
Acute hypoxemic respiratory failure in immunocompromised patients.
Intensive Care Med 2017; 43:1808-1819.
PMID: 28948369

Rello et al.
Use of nebulized antimicrobials for the treatment of respiratory infections in invasively mechanically ventilated patients.
Clin Microbiol Infect2017; 23:629-639.
PMID: 28412382

Bassetti et al.
Clinical characteristics and predictors of mortality in cirrhotic patients wioth candidemia and intra-abdomial candidiasis.
Intensicve CVare Med 2017; 43:509-518
PMID 28271321

Rello J.
Key considerations on nebulization of antimicrobial agents to mechanically ventilated patients.
Clin Microbiol Infect 2901/; 23:640-6.
PMID28347790

VIEW ALL PUBLICATIONS >

© FIR-HUVH Fundació Institut de Recerca Hospital Universitari Vall d'Hebron 2017 | Developed by: ondeuev

Vall d'Hebron Institute of Research VHIR

Vall d'Hebron Barcelona Hospital Campus

Digestive and Liver Diseases

Overview

The Digestive & Liver Diseases research area is composed by four groups, whose main goal is the study of the Digestive System diseases. In the Physiology and Pathophysiology of the Digestive Tract group, the gastroenterology line investigates the integrated function of the intestinal tract including secretion, motility and absorption in health and disease. It also studies the interactions of intestinal inflammation with some aspects of enteric flora in inflammatory bowel disease. The liver diseases group deals with viral hepatitis and liver cirrhosis and its complications. And the digestive transplants group studies mostly liver transplantation and the quality of life after it.

This area includes as well the health care research group. The aim of this group is to generate knowledge in the specific area of activity of nurses and collaborate with other health professionals to improve care given to patients.

Publications

115	678.821	5.868
TOTAL	IMPACT FACTOR	AVERAGE IMPACT FACTOR

SELECT RESEARCH GROUP

Research Areas

Oncology

Vascular Biology and Metabolism (VAM)

Neurosciences

Infectious Diseases

< **Digestive and Liver Diseases**

Immunomediated Diseases and Innovative Therapies

Research in Surgery

Obstetrics, Pediatrics and Genetics

© FIR-HUVH Fundació Institut de Recerca Hospital Universitari Vall d'Hebron 2017 | Developed by: ondeuev

Digestive and Liver Diseases

Overview

The Digestive & Liver Diseases research area is composed by four groups, whose main goal is the study of the Digestive System diseases. In the Physiology and Pathophysiology of the Digestive Tract group, the gastroenterology line investigates the integrated function of the intestinal tract including secretion, motility and absorption in health and disease. It also studies the interactions of intestinal inflammation with some aspects of enteric flora in inflammatory bowel disease. The liver diseases group deals with viral hepatitis and liver cirrhosis and its complications. And the digestive transplants group studies mostly liver transplantation and the quality of life after it.

This area includes as well the health care research group. The aim of this group is to generate knowledge in the specific area of activity of nurses and collaborate with other health professionals to improve care given to patients.

Publications

115 TOTAL

678.821 IMPACT FACTOR

5.868 AVERAGE IMPACT FACTOR

Health Care Research

Director: Carme Fuentelsaz Gallego

team zoom download

2 TOTAL

4.820 IMPACT FACTOR

2.410 AVERAGE IMPACT FACTOR

SELECTED ARTICLES

Zuriguel-Pérez E, Falcó-Pegueroles A, Roldán-Merino J, Agustino-Rodríguez S, Gómez-Martín MC, Lluch-Canut M. T.
Development and psychometric properties of the Nursing Critical Thinking in Clinical Practice Questionnaire.
Worldviews on Evidence-Based Nursing. 2017. Aug;14(4):257-264.
DOI:10.1111/wvn.12220.
IF: 1.762

Casellas F, Herrera-de Guise C, Robles V, Navarro E, Borruel N.
Patient preferences for inflammatory bowel disease treatment objectives Digestive and liver disease.
2017. Feb;49(2):152-156.
DOI: 10.1016/j.dld.2016.09.009.
IF:3.061

© FIR-HUVH Fundació Institut de Recerca Hospital Universitari Vall d'Hebron 2017 | Developed by: ondeuev

Digestive and Liver Diseases

Overview

The Digestive & Liver Diseases research area is composed by four groups, whose main goal is the study of the Digestive System diseases. In the Physiology and Pathophysiology of the Digestive Tract group, the gastroenterology line investigates the integrated function of the intestinal tract including secretion, motility and absorption in health and disease. It also studies the interactions of intestinal inflammation with some aspects of enteric flora in inflammatory bowel disease. The liver diseases group deals with viral hepatitis and liver cirrhosis and its complications. And the digestive transplants group studies mostly liver transplantation and the quality of life after it.

This area includes as well the health care research group. The aim of this group is to generate knowledge in the specific area of activity of nurses and collaborate with other health professionals to improve care given to patients.

Publications

115 TOTAL

678.821 IMPACT FACTOR

5.868 AVERAGE IMPACT FACTOR

Physiology and Pathophysiology of the Digestive Tract

Director: Fernando Azpiroz Vidaur

team zoom download

Overview | Publications | Main research projects | Patents

37 TOTAL

277.332 IMPACT FACTOR

7.495 AVERAGE IMPACT FACTOR

SELECTED ARTICLES

Mego M, Manichanh C, Accarino A, Campos D, Pozuelo M, Varela E, Vulevic J, Tzortzis G, Gibson G, Guarner F, Azpiroz F.
Metabolic adaptation of colonic microbiota to galactooligosaccharides: a proof-of-concept-study.
Aliment Pharmacol Ther 45(6):670-680, 2017.DOI 10.111/apt.13931
IF: 7,286

Martínez C, Rodiño-Janeiro B, Lobo B, Stanifer ML, Klaus B, Granzow M, González-Castro AM, Salvo-Romero E, Alonso-Cotoner C, Pigrau M, Roeth R, Rappold G, Huber W, González-Silos R, Lorenzo J, de Torres I, Azpiroz F, Boulant S, Vicario M, Niesler B, Santos J.
miR-16 and miR-125b are involved in barrierfunction dysregulation through the modulation ofclaudin-2 and cingulin expression in the jejunumin IBS with diarrhea.
Gut. 2017 Sep; 66(9):1537-1538. doi: 10.1136/gutjnl-2016-311477.
IF: 16,658

Barba E, Accarino A, Azpiroz F.
Correction of abdominal distension by biofeedback-guided control of abdomino-thoracic muscular activity in a randomized, placebo-controlled trial.
Clin Gastroenterol Hepatol 15(12):1922-1929,doi10.1016/jcgh
IF: 7,398

Costea PI, Zeller G, Sunagawa S, Pelletier E, Alberti A, Levenez F, Tramontano M, Driessen M, Hercog R, Jung FE, Kultima JR, Hayward MR, Coelho LP, Allen-Vercoe E, Bertrand L, Blaut M, Brown JRM, Carton T, Cools-Portier S, Daigneault M, Derrien M, Druesne A, de Vos WM, Finlay BB, Flint HJ, Guarner F, Hattori M, Heilig H, Luna RA, van Hylckama Vlieg J, Junick J, Klymiuk I, Langella P, Le Chatelier E, Mai V, Manichanh C, Martin JC, Mery C, Morita H, O'Toole PW, Orvain C, Patil KR, Penders J, Persson S, Pons N, Popova M, Salonen A, Saulnier D, Scott KP, Singh B, Slezak K, Veiga P, Versalovic J, Zhao L, Zoetendal EG, Ehrlich SD, Dore J, Bork.
Towards standards for human fecal sample processing in metagenomic studies.
Nat Biotechnol. 2017 Nov;35(11):1069-1076. doi: 10.1038/nbt.3960
IF: 41,667

Pascal V, Pozuelo M, Borruel N, Casellas F, Campos D, Santiago A, Martinez X, Varela E, Sarrabayrouse G, Machiels K, Vermeire S, Sokol H, Guarner F,
Manichanh C. A microbial signature for Crohn's disease.
Gut. 2017 Feb 7. pii: gutjnl-2016-313235. doi: 10.1136/gutjnl-2016-313235.
IF: 16,658

VIEW ALL PUBLICATIONS >

Research Areas

Oncology
Vascular Biology and Metabolism (VAM)
Neurosciences
Infectious Diseases
< Digestive and Liver Diseases
Immunomediated Diseases and Innovative Therapies
Research in Surgery
Obstetrics, Pediatrics and Genetics

© FIR-HUVH Fundació Institut de Recerca Hospital Universitari Vall d'Hebron 2017 | Developed by: ondeuev

Digestive and Liver Diseases

Overview

The Digestive & Liver Diseases research area is composed by four groups, whose main goal is the study of the Digestive System diseases. In the Physiology and Pathophysiology of the Digestive Tract group, the gastroenterology line investigates the integrated function of the intestinal tract including secretion, motility and absorption in health and disease. It also studies the interactions of intestinal inflammation with some aspects of enteric flora in inflammatory bowel disease. The liver diseases group deals with viral hepatitis and liver cirrhosis and its complications. And the digestive transplants group studies mostly liver transplantation and the quality of life after it.

This area includes as well the health care research group. The aim of this group is to generate knowledge in the specific area of activity of nurses and collaborate with other health professionals to improve care given to patients.

Publications

115 TOTAL

678.821 IMPACT FACTOR

5.868 AVERAGE IMPACT FACTOR

Liver Diseases

Director: Rafael Esteban Mur

team zoom download

Overview | Publications | Main research projects

66 TOTAL

348.291 IMPACT FACTOR

5.277 AVERAGE IMPACT FACTOR

SELECTED ARTICLES

Augustin S, Pons M, Maurice JB, Bureau C, Stefanescu H, Ney M, Blasco H, Procopet B, Tsochatzis E, Westbrook RH, Bosch J, Berzigotti A, Abraldes JG, Genesca J.
Expanding the Baveno VI criteria for the screening of varices in patients with compensated advanced chronic liver disease.
Hepatology. 2017 Dec;66(6):1980-1988. doi: 10.1002/hep.29363. Epub 2017 Oct 30.
PMID: 28696510
Impact factor: 13,246
Publication type: Paper in international publication
DOI: 10.1002/hep.29363

Lampertico P, Agarwal K, Berg T, Buti M, Janssen HLA, Papatheodoridis G, Zoulim F, Tacke F. **EASL 2017 Clinical Practice Guidelines on the management of hepatitis B virus infection.**
J Hepatol. 2017 Aug;67(2):370-398. doi: 10.1016/j.jhep.2017.03.021. Epub 2017 Apr 18.
PMID: 28427875
Journal:JOURNAL OF HEPATOLOGY
Reference:J Hepatol. 2017 Aug;67(2):370-398. doi: 10.1016/j.jhep.2017.03.021. Epub 2017 Apr 18.
Impact factor: 12,486
Publication type: Paper in international publication
DOI: 10.1016/j.jhep.2017.03.021

Rodriguez S, Raurell I, Torres-Arauz M, Garcia-Lezana T, Genesca J, Martell M. **A Nitric Oxide-Donating Statin Decreases Portal Pressure with a Better Toxicity Profile than Conventional Statins in Cirrhotic Rats.**
Sci Rep. 2017 Jan 13;7:40461. doi: 10.1038/srep40461.
PMID: 28084470
Journal:Scientific Reports
Reference:Sci Rep. 2017 Jan 13;7:40461. doi: 10.1038/srep40461.
Impact factor: 4,259
Publication type: Paper in international publication
DOI: 10.1038/srep40461

Riveiro-Barciela M, Bes M, Rodriguez-Frias F, Tabernero D, Ruiz A, Casillas R, Vidal J, Homs M, Nieto L, Sauleda S, Esteban R, Buti M. **Serum Hepatitis B core-related antigen is more accurate than HBsAg to identify inactive carriers, regardless of HBV genotype.**
Clin Microbiol Infect. 2017 Mar 11. pii: S1198-743X(17)30152-0. doi: 10.1016/j.cmi.2017.03.003.
PMID: 28288829
Journal:CLINICAL MICROBIOLOGY AND INFECTION
Reference:Clin Microbiol Infect. 2017 Mar 11. pii: S1198-743X(17)30152-0. doi: 10.1016/j.cmi.2017.03.003.
Impact factor: 5,292
Publication type: Paper in international publication
DOI: 10.1016/j.cmi.2017.03.003

Gane EJ, Pianko S, Roberts SK, Thompson AJ, Zeuzem S, Zuckerman E, Ben-Ari Z, Foster GR, Agarwal K, Laursen AL, Gerstoft J, Gao W, Huang HC, Fitzgerald B, Fernsler D, Li JJ, Grandhi A, Liu H, Su FH, Wan S, Zeng Z, Chen HL, Dutko FJ, Nguyen BT, Wahl J, Robertson MN, Barr E, Yeh WW, Plank RM, Butterton JR, Esteban R. **Safety and efficacy of an 8-week regimen of grazoprevir plus ruzasvir plus uprifosbuvir compared with grazoprevir plus elbasvir plus uprifosbuvir in participants without cirrhosis infected with hepatitis C virus genotypes 1, 2, or 3 (C-CREST-1 and C-CREST-2, part A): two randomised, phase 2, open-label trials.**
Lancet Gastroenterol Hepatol. 2017 Nov;2(11):805-813. doi: 10.1016/S2468-1253(17)30159-0. Epub 2017 Aug 10.
PMID: 28802816
Journal:The lancet. Gastroenterology & hepatology
Reference:Lancet Gastroenterol Hepatol. 2017 Nov;2(11):805-813. doi: 10.1016/S2468-1253(17)30159-0. Epub 2017 Aug 10.
Publication type: Clinical Trials
DOI: 10.1016/S2468-1253(17)30159-0

VIEW ALL PUBLICATIONS >

© FIR-HUVH Fundació Institut de Recerca Hospital Universitari Vall d'Hebron 2017 | Developed by: ondeuev

Digestive and Liver Diseases

Overview

The Digestive & Liver Diseases research area is composed by four groups, whose main goal is the study of the Digestive System diseases. In the Physiology and Pathophysiology of the Digestive Tract group, the gastroenterology line investigates the integrated function of the intestinal tract including secretion, motility and absorption in health and disease. It also studies the interactions of intestinal inflammation with some aspects of enteric flora in inflammatory bowel disease. The liver diseases group deals with viral hepatitis and liver cirrhosis and its complications. And the digestive transplants group studies mostly liver transplantation and the quality of life after it.

This area includes as well the health care research group. The aim of this group is to generate knowledge in the specific area of activity of nurses and collaborate with other health professionals to improve care given to patients.

Publications

115 TOTAL

678.821 IMPACT FACTOR

5.868 AVERAGE IMPACT FACTOR

Digestive Transplants

Director: Ramon Charco

team zoom download

Overview | Publications | Main research projects

11 TOTAL

47.710 IMPACT FACTOR

4.340 AVERAGE IMPACT FACTOR

SELECTED ARTICLES

Castells L, Llaneras J, Campos-Varela I, Bilbao I, Crespo M, Len O, Rodríguez-Frías F, Charco R, Salcedo T, Esteban JI, Esteban-Mur R.
Sofosbuvir and daclatasvir in mono- and HIV-coinfected patients with recurrent hepatitis C after liver transplant.
Ann Hepatol. 2017 Jan-Feb 2017;16(1):86-93.
DOI: 10.5604/16652681.1226819.
IF: 1.678

Lagunes L, Len O, Sandiumenge A, Martínez-Saez E, Pumarola T, Bodro M, Macías A, Silva JT, Nuvials FX, Charco R, Moreso F, Pont T.
Successful multiple organ donation after donor brain death due to Actinomyces israelii meningitis.
Transpl Infect Dis. 2017 Aug;19(4).
DOI: 10.1111/tid.12711. Epub 2017 Jun 9.
IF: 1.65

Lai Q, Feys E, Karam V, Adam R, Klempnauer J, Oliverius M, Mazzaferro V, Pascher A, Remiszewski P, Isoniemi H, Pirenne J, Foss A, Ericzon BG, Markovic S, Lerut JP; European Liver Intestine Transplant Association (ELITA).
Hepatic Epithelioid Hemangioendothelioma and Adult Liver Transplantation: Proposal for a Prognostic Score Based on the Analysis of the ELTR-ELITA Registry.
Transplantation. 2017 Mar;101(3):555-564.
DOI 10.1097/TP.0000000000001603.
IF:3.678

Escolà-Vergé L, Los-Arcos I, José González-López J, Lung M, Bilbao I, Farré M, Pont T, Sandiumenge A, Gavaldà J, Len O.
Successful liver transplantation despite donor-transmitted ESBL-producing Klebsiella pneumoniae infection: Case report and review of the literature.
Transpl Infect Dis. 2017 Oct;19(5).
DOI: 10.1111/tid.12743. Epub 2017 Aug 2. Review.
IF:1.65

Agüero F, Forner A, Valdivieso A, Blanes M, Barcena R, Manzardo C, Rafecas A, Castells L, Abradelo M, Barrera-Baena P, González-Diéguez L, Salcedo M, Serrano T, Jiménez-Pérez M, Herrero JI, Gastaca M, Aguilera V, Fabregat J, Del Campo S, Bilbao I, Romero CJ, Moreno A, Rimola A, Miro JM; FIPSE Investigators.
Human immunodeficiency virus-infected liver transplant recipients with incidental hepatocellular carcinoma: A prospective multicenter nationwide cohort study.
Liver Transpl. 2017 May;23(5):645-651.
DOI: 10.1002/lt.24741.
IF: 3.91

VIEW ALL PUBLICATIONS >

© FIR-HUVH Fundació Institut de Recerca Hospital Universitari Vall d'Hebron 2017 | Developed by: ondeuev

Vall d'Hebron Institute of Research VHIR

Vall d'Hebron Barcelona Hospital Campus

Immunomediated Diseases and Innovative Therapies

Overview

The Immunomediated Diseases and Innovative Therapies is an heterogeneous area composed by both translational and clinical research groups which cover fields such as immunology, respiratory and systemic diseases, pharmacology, molecular diagnosis, heart repair and advanced therapies. Its main strength derives precisely from this heterogeneity and the complementarity of the scientific interests and expertise of the different groups, many of which are currently joining efforts and synergizing in a variety of collaborative research projects.

Publications

216	1,044.403	4.853
TOTAL	IMPACT FACTOR	AVERAGE IMPACT FACTOR

SELECT RESEARCH GROUP

Research Areas

Oncology

Vascular Biology and Metabolism (VAM)

Neurosciences

Infectious Diseases

Digestive and Liver Diseases

< Immunomediated Diseases and Innovative Therapies

Research in Surgery

Obstetrics, Pediatrics and Genetics

© FIR-HUVH Fundació Institut de Recerca Hospital Universitari Vall d'Hebron 2017 | Developed by: ondeuev

Immunomediated Diseases and Innovative Therapies

Overview

The Immunomediated Diseases and Innovative Therapies is an heterogeneous area composed by both translational and clinical research groups which cover fields such as immunology, respiratory and systemic diseases, pharmacology, molecular diagnosis, heart repair and advanced therapies. Its main strength derives precisely from this heterogeneity and the complementarity of the scientific interests and expertise of the different groups, many of which are currently joining efforts and synergizing in a variety of collaborative research projects.

Publications

216	1,044.403	4.853
TOTAL	IMPACT FACTOR	AVERAGE IMPACT FACTOR

Transfusion Medicine Research Group

Director: Rafael Parra López

team

Overview | Publications | Main research projects

18	100.173	5.565
TOTAL	IMPACT FACTOR	AVERAGE IMPACT FACTOR

SELECTED ARTICLES

Molecular and clinical profile of von Willebrand disease in Spain (PCM-EVW-ES): Comprehensive genetic analysis by next-generation sequencing of 480 patients.
Haematologica. 2017 Dec;102(12):2005-2014.doi:10.3324/haematol.2017.168765. Epub 2017 Sep 29
PMID: 28971901
IF: 7,702
Authors: Borràs N, Batlle J, Pérez-Rodríguez A, López-Fernández MF, Rodríguez-Trillo Á, Lourés E, Cid AR, Bonanad S, Cabrera N, Moret A, Parra R, Mingot-Castellano ME, Balda I, Altisent C, Pérez-Montes R, Fisac RM, Iruín G, Herrero S, Soto I, de Rueda B, Jimimenez-Yuste V, Alonso N, Vilariño D, Arija O, Campos R, Paloma MJ, Bermejo N, Berrueco R, Mateo J, Arribalzaga K, Marco P, Palomo Á, Sarmiento L, Iñigo B, Nieto MDM, Vidal R, Martínez MP, Aguinaco R, César JM, Ferreiro M, García-Frade J, Rodríguez-Huerta AM, Cuesta J, Rodríguez-González R, García-Candel F, Cornudella R, Aguilar C, Vidal F, Corrales I.
DOI: 10.3324/haematol.2017.168765

Natural history and clinical characteristics of inhibitors in previously treated haemophilia A patients: a case series.
Haemophilia. 2017 Mar;23(2):255-263. doi: 10.1111/hae.13167. Epub 2017 Feb 15
PMID: 28205285
IF:2,673
Authors: Iorio A, Barbara AM, Makris M, Fischer K, Castaman G, Catarino C, Gilman E, Kavakli K, Lambert T, Lassila R, Lissitchkov T, Mauser-Bunschoten E, Mingot-Castellano ME, Ozdemir N, Pabinger I, Parra R, Pasi J, Peerlinck K, Rauch A, Roussel-Robert V, Serban M, Tagliaferri A, Windyga J, Zanon E
DOI: 10.1111/hae.13167

Advanced cell-based modeling of the royal disease: characterization of the mutated F9 mRNA
J Thromb Haemost. 2017 Nov;15(11):2188-2197. doi: 10.1111/jth.13808. Epub 2017 Sep 25.
PMID: 28834196
IF: 5,097
Authors: Martorell L, Luce E, Vazquez JL, Richaud-Patin Y, Jimenez-Delgado S, Corrales I, Borras N, Casacuberta-Serra S, Weber A, Parra R, Altisent C, Follenzi A, Dubart-Kupperschmitt A, Raya A, Vidal F, Barquinero J
DOI: 10.1111/jth.13808

Post-Transplantation Cyclophosphamide-Based Haploidentical Transplantation as Alternative to Matched Sibling or Unrelated Donor Transplantation for Hodgkin Lymphoma: A Registry Study of the Lymphoma Working Party of the European Society for Blood and Marrow Transplantation.
J Clin Oncol. 2017 Oct 20;35(30):3425-3432. doi: 10.1200/JCO.2017.72.6869. Epub 2017 Aug 28.
PMID: 28846465
IF: 3,212
Authors: Martínez C, Gayoso J, Canals C, Finel H, Peggs K, Dominietto A, Castagna L, Afanasyev B, Robinson S, Blaise D, Corradini P, Itälä-Remes M, Bermúdez A, Forcade E, Russo D, Potter M, McQuaker G, Yakoub-Agha I, Scheid C, Bloor A, Montoto S, Dreger P, Sureda A; Lymphoma Working Party of the European Group for Blood and Marrow Transplantation
DOI: 10.1200/JCO.2017.72.6869

Evaluation of the sensitivity and specificity performance of the Elecsys® HTLV-I/II assay in a multicenter study in Europe and Japan
J Clin Microbiol. 2017 Jul;55(7):2180-2187. doi: 10.1128/JCM.00169-17. Epub 2017 May 3.
PMID: 28468860
IF: 3,631
Authors: Laperche S, Sauleda S, Piron M, Mühlbacher A, Schennach H, Schottstedt V, Queirós L, Uno N, Yanagihara K, Imdahl R, Hey A, Klinkicht M, Melchior W, Muench P, Watanabe T.
DOI: 10.1128/JCM.00169-17

VIEW ALL PUBLICATIONS >

© FIR-HUVH Fundació Institut de Recerca Hospital Universitari Vall d'Hebron 2017 | Developed by: ondeuev

Vall d'Hebron Institute of Research VHIR

Vall d'Hebron Barcelona Hospital Campus

Immunomediated Diseases and Innovative Therapies

Overview

The Immunomediated Diseases and Innovative Therapies is an heterogeneous area composed by both translational and clinical research groups which cover fields such as immunology, respiratory and systemic diseases, pharmacology, molecular diagnosis, heart repair and advanced therapies. Its main strength derives precisely from this heterogeneity and the complementarity of the scientific interests and expertise of the different groups, many of which are currently joining efforts and synergizing in a variety of collaborative research projects.

Publications

216	1,044.403	4.853
TOTAL	IMPACT FACTOR	AVERAGE IMPACT FACTOR

Systemic Diseases

Director: Miquel Vilardell Tarres



team zoom download

Overview | Publications | Main research projects

66	351.660	5.328
TOTAL	IMPACT FACTOR	AVERAGE IMPACT FACTOR

SELECTED ARTICLES

Novel risk factors related to cancer in scleroderma.
Bernal-Bello D, de Tena JG, Guillen-Del Castillo, Selva-O'Callaghan A, Callejas-Moraga EL, Marin-Sanchez AM, Fonollosa-Pla V, Simeon-Aznar CP.
Autoimmun Rev.
2017 May;16(5):461-468

Autoantibodies to types I and IV collagen and heart valve disease in systemic lupus erythematosus/antiphospholipid syndrome.
Pardos-Gea J, Cortes-Hernandez J, Castro-Marrero J, Balada E, Ordi-Ros J.
Clin Rheumatol.
2017 Jun;36(6):1401-1406

IgG4-related disease: Evidence from six recent cohorts.
Martinez-Valle F, Fernandez-Codina A, Pinal-Fernandez I, Orozco-Galvez O, Vilardell-Tarres M.
Autoimmun Rev.
2017 Feb;16(2):168-172

Epigenome-wide association study of rheumatoid arthritis identifies differentially methylated loci in B cells.
Julia A, Absher D, Lopez-Lasanta M, Palau N, Pluma A, Jones LW, Glossop JR, Farrell WE, Myers RM, Marsal S.
Hum Mol Genet.
2017 Jul 15;26(14):2803-2811

RIG-I expression in perifascicular myofibers is a reliable biomarker of dermatomyositis.
Suarez-Calvet X, Gallardo E, Pinal-Fernandez I, De Luna N, Lleixa C, Diaz-Manera J, Rojas-Garcia R, Castellvi I, Martinez MA, Grau JM, Selva-O'Callaghan A, Illa I.
Arthritis Res Ther.
2017 Jul 24;19(1):174

VIEW ALL PUBLICATIONS >

Research Areas

Oncology
Vascular Biology and Metabolism (VAM)
Neurosciences
Infectious Diseases
Digestive and Liver Diseases
< Immunomediated Diseases and Innovative Therapies
Research in Surgery
Obstetrics, Pediatrics and Genetics

© FIR-HUVH Fundació Institut de Recerca Hospital Universitari Vall d'Hebron 2017 | Developed by: ondeuev

Vall d'Hebron Institute of Research VHIR

Vall d'Hebron Barcelona Hospital Campus

Immunomediated Diseases and Innovative Therapies

Overview

The Immunomediated Diseases and Innovative Therapies is an heterogeneous area composed by both translational and clinical research groups which cover fields such as immunology, respiratory and systemic diseases, pharmacology, molecular diagnosis, heart repair and advanced therapies. Its main strength derives precisely from this heterogeneity and the complementarity of the scientific interests and expertise of the different groups, many of which are currently joining efforts and synergizing in a variety of collaborative research projects.

Publications

216	1,044.403	4.853
TOTAL	IMPACT FACTOR	AVERAGE IMPACT FACTOR

Pneumology

Director: Mª Jesús Cruz Carmona and Jaume Ferrer Sancho

team | zoom | download

Overview | Publications | Main research projects

104	450.051	4.327
TOTAL	IMPACT FACTOR	AVERAGE IMPACT FACTOR

SELECTED ARTICLES

Cullinan P, Muñoz X, Suojalehto H, Agius R, Jindal S, Sigsgaard T, Blomberg A, Charpin D, Annesi-Maesano I, Gulati M, Kim Y, Frank AL, Akgün M, Fishwick D, de la Hoz RE, Moitra S.
Occupational lung diseases: from old and novel exposures to effective preventive strategies.
Lancet Respir Med. 2017;5(5):445-455.
doi: 10.1016/S2213-2600(16)30424-6.
IF: 19.29

Miravitlles M, Dirksen A, Ferrarotti I, Koblizek V, Lange P, Mahadeva R, McElvaney NG, Parr D, Piitulainen E, Roche N, Stolk J, Thabut G, Turner A, Vogelmeier C, Stockley RA.
Eur Respir J 2017;50(5).
doi: 10.1183/13993003.00610-2017.
IF: 10.57

Polverino E, Goeminne PC, McDonnell MJ, Aliberti S, Marshall SE, Loebinger MR, Murris M, Cantón R, Torres A, Dimakou K, De Soyza A, Hill AT, Haworth CS, Vendrell M, Ringshausen FC, Subotic D, Wilson R, Vilaró J, Stallberg B, Welte T, Rohde G, Blasi F, Elborn S, Almagro M, Timothy A, Ruddy T, Tonia T, Rigau D, Chalmers JD.
European Respiratory Society guidelines for the management of adult bronchiectasis.
Eur Respir J 2017;50(3).
doi: 10.1183/13993003.00629-2017.
IF: 10.57

Ollé-Monge M, Cruz MJ, Gomez-Ollés S, Ojanguren I, Vanoirbeek J, Muñoz X.
Effect of anti-IgE in occupational asthma caused by exposure to low molecular weight agents.
Allergy 2017;72(11):1720-1727.
doi: 10.1111/all.13190.
IF: 7.36

Peghin M, Hirsch HH, Len Ó, Codina G, Berastegui C, Sáez B, Solé J, Cabral E, Solé A, Zurbano F, López-Medrano F, Román A, Gavaldá J.
Epidemiology and Immediate Indirect Effects of Respiratory Viruses in Lung Transplant Recipients: A 5-Year Prospective Study.
Am J Transplant. 2017;17(5):1304-1312.
doi: 10.1111/ajt.14042.
IF: 6.17

VIEW ALL PUBLICATIONS >

Research Areas

Oncology
Vascular Biology and Metabolism (VAM)
Neurosciences
Infectious Diseases
Digestive and Liver Diseases
< Immunomediated Diseases and Innovative Therapies
Research in Surgery
Obstetrics, Pediatrics and Genetics

© FIR-HUVH Fundació Institut de Recerca Hospital Universitari Vall d'Hebron 2017 | Developed by: ondeuev

Vall d'Hebron Institute of Research VHIR

Vall d'Hebron Barcelona Hospital Campus

Immunomediated Diseases and Innovative Therapies

Overview

The Immunomediated Diseases and Innovative Therapies is an heterogeneous area composed by both translational and clinical research groups which cover fields such as immunology, respiratory and systemic diseases, pharmacology, molecular diagnosis, heart repair and advanced therapies. Its main strength derives precisely from this heterogeneity and the complementarity of the scientific interests and expertise of the different groups, many of which are currently joining efforts and synergizing in a variety of collaborative research projects.

Publications

216
TOTAL

1,044.403
IMPACT FACTOR

4.853
AVERAGE IMPACT FACTOR

Diagnostic Immunology

Director: Ricardo Pujol Borrell

team zoom download

Overview | Publications | Main research projects

5
TOTAL

31.203
IMPACT FACTOR

6.241
AVERAGE IMPACT FACTOR

SELECTED ARTICLES

Speckmann C, Doerken S, Aiuti A, Albert MH, Al-Herz W, Allende LM, Scarselli A, Avcin T, Perez-Becker R, Cancrini C, Cant A, Di Cesare S, Finocchi A, Fischer A, Gaspar HB, Ghosh S, Gennery A, Gilmour K, Gonzalez-Granado LI, Martinez-Gallo M, Hambleton S, Hauck F, Hoenig M, Moshous D, Neven B, Niehues T, Notarangelo L, Picard C, Rieber N, Schulz A, Schwarz K, Seidel MG, Soler-Palacin P, Stepensky P, Strahm B, Vraetz T, Warnatz K, Winterhalter C, Worth A, Fuchs S, Uhlmann A, Ehl S. **A prospective study on the natural history of patients with profound combined immunodeficiency: An interim analysis.** J Allergy Clin Immunol. 2017 Apr;139(4):1302-1310.e4. doi: 10.1016/j.jaci.2016.07.040. Epub 2016 Sep 19.

Franco-Jarava C, Alvarez de la Campa , Solanich X, Morandeira-Rego F, Mas-Bosch V, Garcia-Prat M, de la Cruz X, Martin-Nalda A, Soler-Palacin P, Hernandez-Gonzalez M, Colobran R. **Early Versus Late Diagnosis of Complement Factor I Deficiency: Clinical Consequences Illustrated in Two Families with Novel Homozygous CFI Mutations.** J Clin Immunol. 2017 Nov;37(8):781-789. doi: 10.1007/s10875-017-0447-x. Epub 2017 Sep 23.

Pseudomonas aeruginosa Liver Abscess as the First Manifestation of X-Linked Agammaglobulinemia With a Novel Mutation. Munoz-Miguelsanz MA, Alvarez Morales T, Martin Garcia JA, Martinez Gallo M, Santos Perez JL. J Investig Allergol Clin Immunol. 2017;27(2):129-131. doi: 10.18176/jiaci.0129.

Franco-Jarava C, Comas D, Orren A, Hernandez-Gonzalez M, Colobran R. **Complement factor 5 (C5) p.A252T mutation is prevalent in, but not restricted to, Sub-Saharan Africa: Implications for the susceptibility to meningococcal disease.** Clin Exp Immunol. 2017 Aug;189(2):226-231. doi: 10.1111/cei.12967. Epub 2017 Apr 20.

Bernal-Bello D, de Tena JG, Guillen-Del Castillo, Selva-O'Callaghan A, Callejas-Moraga EL, Marin-Sanchez AM, Fonollosa-Pla V, Simeon-Aznar CP. **Novel risk factors related to cancer in sclerodermia.** Autoimmun Rev. 2017 May;16(5):461-468. doi: 10.1016/j.autrev.2017.03.012. Epub 2017 Mar 8.

VIEW ALL PUBLICATIONS >

Research Areas

Oncology
Vascular Biology and Metabolism (VAM)
Neurosciences
Infectious Diseases
Digestive and Liver Diseases
< Immunomediated Diseases and Innovative Therapies
Research in Surgery
Obstetrics, Pediatrics and Genetics

© FIR-HUVH Fundació Institut de Recerca Hospital Universitari Vall d'Hebron 2017 | Developed by: ondeuev

Immunomediated Diseases and Innovative Therapies

Overview

The Immunomediated Diseases and Innovative Therapies is an heterogeneous area composed by both translational and clinical research groups which cover fields such as immunology, respiratory and systemic diseases, pharmacology, molecular diagnosis, heart repair and advanced therapies. Its main strength derives precisely from this heterogeneity and the complementarity of the scientific interests and expertise of the different groups, many of which are currently joining efforts and synergizing in a variety of collaborative research projects.

Publications

216	1,044.403	4.853
TOTAL	IMPACT FACTOR	AVERAGE IMPACT FACTOR

CIBBIM – Nanomedicine Immune Regulation and Immunotherapy

Director: Joan Sayós Ortega

team zoom download

3	12.067	4.022
TOTAL	IMPACT FACTOR	AVERAGE IMPACT FACTOR

SELECTED ARTICLES

Águeda Martínez-Barriocanal, Andrea Arcas-García, Miriam Magallon-Lorenz, Aroa Ejarque-Ortíz, María Luciana Negro-Demontel, Emma Comas-Casellas, Simo Schwartz Jr., Sunny Malhotra, Xavier Montalban, Hugo Peluffo, Margarita Martín, Manuel Comabella and Joan Sayós.
Effect of specific mutations in CD300 complexes formation; role of CD300f in multiple sclerosis.
Scientific Reports 2017; 7(1):13544.
Type of publication (A)
(Impact Factor ISI 2016 = 5,228) (Q1) (PMID: 29051512)

Sayos J, Wu C, Morra M, Wang N, Zhang X, Allen D, van Schaik S, Notarangelo L, Geha R, Roncarolo MG, Oettgen H, De Vries JE, Aversa G, Terhorst C.
Pillars Article: The X-Linked Lymphoproliferative Disease Gene Product SAP Regulates Signals Induced through the Co-Receptor SLAM. *Nature*. 1998. 395: 462-469.
J Immunol. 2017 Sep 1;199(5):1534-1541.
Type of publication (A)
(Impact Factor ISI 2016 = 4,985) (Q1) (PMID: 28827385)

Thiago Zaqueu Lima; Luis Roberto Sardinha; Joan Sayos; Luiz Eugenio Mello Luiz Eugenio Mello; HugoPeluffo.
Astrocytic Expression of the Immunoreceptor CD300f Protects Hippocampal Neurons from Amyloid-β Oligomer Toxicity in vitro.
Current Alzheimer Research.
[Epub ahead of print, Bentham Science, 2017.
(Impact Factor ISI 2016 = 3,145) (Q2). (PMID: 28155597)

© FIR-HUVH Fundació Institut de Recerca Hospital Universitari Vall d'Hebron 2017 | Developed by: ondeuev

Immunomediated Diseases and Innovative Therapies

Overview

The Immunomediated Diseases and Innovative Therapies is an heterogeneous area composed by both translational and clinical research groups which cover fields such as immunology, respiratory and systemic diseases, pharmacology, molecular diagnosis, heart repair and advanced therapies. Its main strength derives precisely from this heterogeneity and the complementarity of the scientific interests and expertise of the different groups, many of which are currently joining efforts and synergizing in a variety of collaborative research projects.

Publications

216	1,044.403	4.853
TOTAL	IMPACT FACTOR	AVERAGE IMPACT FACTOR

Clinical Pharmacology

Director: Luisa Ibáñez Mora

team zoom download

11	61.403	5.582
TOTAL	IMPACT FACTOR	AVERAGE IMPACT FACTOR

SELECTED ARTICLES

Faillie JL, Ferrer P, Gouverneur A, Driot D, Berkemeyer S, Vidal X, Martínez-Zapata MJ, Huerta C, Castells X, Rottenkolber M, Schmiedl S, Sabaté M, Ballarín E, Ibáñez L.
A new risk of bias checklist applicable to randomized trials, observational studies and systematic reviews was developed and validated to be used for systematic reviews focusing on drug adverse events.
J Clin Epidemiol 2017;86:168-75.
https://doi.org/10.1016/j.jclinepi.2017.04.023
IF: 4,978

Ordi J, Sáez L, Pérez M, Vidal X, Mitjavila F, Castro A, Cuquet J, Ortiz V, Mauri M, Cortés J.
Enteric-coated mycophenolate sodium versus azathioprine in patients with active systemic lupus erythematosus: a randomised clinical trial.
Ann Rheum Dis 2017:1-8.
http://dx.doi.org/10.1136/annrheumdis-2016-210882
IF: 12,811

Nicoletti P, Aithal GP, Bjornsson ES, Andrade RJ, Sawle A, Arrese M, Barnhart HX, Bondon-Guitton E, Hayashi PH, Bessone F, Carvajal A, Cascorbi I, Cirulli ET, Chalasani N, Conforti A, Coulthard SA, Daly MK, Day ChP, Dillon JF, Fontana RJ, Grove JI, Hallberg P, Hernández N, Ibáñez L, Kullak-Ublick GA, Laitinen T, Larrey D, Lucena MI, Maitland-van der Zee AH, Martin JH, Molokhia M, Pirmohamed M, Powell EE, Qin S, Serrano J, Stephens C, Stolz A, Wadelius M, Watking PB, Floratos A, Shen Y, Nelson MR, Urban TJ, and Daly AK, on behalf of International Drug-Induced Liver Injury Consortium, Drug-Induced Liver Injury Network Investigators, and International Serious Adverse Events Consortium.
Association of liver injury from specific drugs, or grups of drugs, with polymorphisms in HLA and other genes in a genome-wide association study.
Gastroenterology 2017;152:1078-89.
IF: 18,392

Bonanno PV, Ermisch M, Godman B, Martin AP, Van Den Bergh J, Bezmelnitsyna L, Bucsics A, Arickx F, Bybau A, Bochenek T, van de Casteele M, Diogène E, Eriksson I, Fürst J, Gad M, Greičiūtė-Kuprijanov I, van der Graaff M, Gulbinovic J, Jones J, Joppi R, Kalaba M, Laius O, Langner I, Mardare I, Karkovic-Pekovic V, Magnusson E, Melien O, Meshkov DO, Petrova GI, Selke G, Sermet C, Simoens S, Schuurman A, Ramos R, Rodriguez J, Zara C, Zebedin-Brandi E, Haycox A.
Adaptive pathways: possible next steps for payers in preparation for their potential implementation.
Frontiers in Pharmacology 2017;8:1-13.Doi:10.3389/fphar.2017.00497.
IF: 4,400

Plessis L, Gómez A, García N, Cereza G, Figueras A.
Lack of essential information in spontaneous reports of adverse drug reactions in Catalonia – a restraint to the potentiality for signal detection.
Eur J Clin Pharmacol 2017;73:751-58. Doi:10.1007/s00228-017-2223-5.
IF: 2,902

VIEW ALL PUBLICATIONS >

© FIR-HUVH Fundació Institut de Recerca Hospital Universitari Vall d'Hebron 2017 | Developed by: ondeuev

Vall d'Hebron Institute of Research VHIR

Vall d'Hebron Barcelona Hospital Campus

Immunomediated Diseases and Innovative Therapies

Overview

The Immunomediated Diseases and Innovative Therapies is an heterogeneous area composed by both translational and clinical research groups which cover fields such as immunology, respiratory and systemic diseases, pharmacology, molecular diagnosis, heart repair and advanced therapies. Its main strength derives precisely from this heterogeneity and the complementarity of the scientific interests and expertise of the different groups, many of which are currently joining efforts and synergizing in a variety of collaborative research projects.

Publications

216	1,044.403	4.853
TOTAL	IMPACT FACTOR	AVERAGE IMPACT FACTOR

Cell and Gene Therapy

Director: Jordi Barquinero Mañez



team zoom download

Overview | Publications | Main research projects

4	17.360	4.340
TOTAL	IMPACT FACTOR	AVERAGE IMPACT FACTOR

SELECTED ARTICLES

Martorell L, Luce E, Vazquez JL, Richaud-Patin Y, Jimenez-Delgado S, Corrales I, Borras N, Casacuberta-Serra S, Weber A, Parra R, Altisent C, Follenzi A, Dubart-Kupperschmitt A, Raya A, Vidal F, Barquinero J.
Advanced cell-based modeling of the royal disease: characterization of the mutated F9 mRNA.
J Thromb Haemost. 2017 Nov;15(11):2188-2197.
DOI: 10.1111/jth.13808.
IF: 5,287

Casós K, Ferrer-Curriu G, Soler-Ferrer P, Pérez ML, Permanyer E, Blasco-Lucas A, Gracia-Baena JM, Castro MA, Sureda C, Barquinero J, Galiñanes M.
Response of the human myocardium to ischemic injury and preconditioning: The role of cardiac and comorbid conditions, medical treatment, and basal redox status.
PLoS One. 2017 Apr 5;12(4):e0174588.
DOI: 10.1371/journal.pone.0174588.
IF: 2,806

Casacuberta-Serra S, Parés M, Golbano A, Coves E, Espejo C, Barquinero J.
Myeloid-derived suppressor cells can be efficiently generated from human hematopoietic progenitors and peripheral blood monocytes.
Immunol Cell Biol. 2017 Jul;95(6):538-548.
DOI: 10.1038/icb.2017.4.
IF: 4,557

Caminal M, Vélez R, Rabanal RM, Vivas D, Batlle-Morera L, Aguirre M, Barquinero J, García J, Vives J.
A reproducible method for the isolation and expansion of ovine mesenchymal stromal cells from bone marrow for use in regenerative medicine preclinical studies.
J Tissue Eng Regen Med. 2017 Dec;11(12):3408-3416.
DOI: 10.1002/term.2254.
IF: 3,989

© FIR-HUVH Fundació Institut de Recerca Hospital Universitari Vall d'Hebron 2017 | Developed by: ondeuev

Vall d'Hebron Institute of Research VHIR

Vall d'Hebron Barcelona Hospital Campus

Research in Surgery

Overview

The area of Research in Surgery includes more than 50 investigators distributed in five groups of research focused respectively on general and thoracic surgery, cranio-maxillofacial surgery, spinal disorders, skeletal reconstructive surgery and musculoskeletal tissue engineering. Their activity combines basic and clinical research together with robotics and virtual surgical planning. Their aims are to advance in the understanding of the causes and mechanisms underlying surgical pathologies, to deliver new knowledge and better integrated patient-centered solutions, improving surgical care and outcomes.

Publications

60	199.471	3.325
TOTAL	IMPACT FACTOR	AVERAGE IMPACT FACTOR

SELECT RESEARCH GROUP

Research Areas

Oncology

Vascular Biology and Metabolism (VAM)

Neurosciences

Infectious Diseases

Digestive and Liver Diseases

Immunomediated Diseases and Innovative Therapies

< Research in Surgery

Obstetrics, Pediatrics and Genetics

Vall d'Hebron | Vall d'Hebron Hospital | Generalitat de Catalunya Departament de Salut | Institut Català de la Salut | UAB Universitat Autònoma de Barcelona | Generalitat de Catalunya Departament d'Economia i Coneixement | Institució CERCA Centres de Recerca de Catalunya | Institut de Salut Carlos III

© FIR-HUVH Fundació Institut de Recerca Hospital Universitari Vall d'Hebron 2017 | Developed by: ondeuev

Research in Surgery

Overview

The area of Research in Surgery includes more than 50 investigators distributed in five groups of research focused respectively on general and thoracic surgery, cranio-maxillofacial surgery, spinal disorders, skeletal reconstructive surgery and musculoskeletal tissue engineering. Their activity combines basic and clinical research together with robotics and virtual surgical planning. Their aims are to advance in the understanding of the causes and mechanisms underlying surgical pathologies, to deliver new knowledge and better integrated patient-centered solutions, improving surgical care and outcomes.

Publications

60	199.471	3.325
TOTAL	IMPACT FACTOR	AVERAGE IMPACT FACTOR

CIBBIM – Nanomedicine. New Technologies and Craniofacial Microsurgery

Director: Coro Bescós Atin

team zoom download

Overview | Publications | Main research projects

2	39.730	19.865
TOTAL	IMPACT FACTOR	AVERAGE IMPACT FACTOR

SELECTED ARTICLES

Gutierrez Santamaría, J.; Masiá Gridilla, J.; Pamias Romero, J.; Giralt López-de Sagredo, J.; Bescós-Atín, M.S.
Fat grafting is a feasible technique for the sequelae of head and neck cancer treatment.
Journal of Cranio-Maxillo-Facial Surgery, 2017; 45(1), 93-98.
IF: 1,592

Fité-Trepat, L.; Martos-Fernández, M.; Alberola-Ferranti, M.; de Pablo-García-Cuenca; Bescós-Atín, C.
Angiolymphoid Hyperplasia with Eosinophilia Involving the Occipital Artery: Case Report and Review of Literature.
J. Clin. Diagn. Res. 2017; Mar, 11(3): ZD21-ZD23
DOI: 10.7860/JCDR/2017/23323.9569.
IF: 0

VIEW ALL PUBLICATIONS >

Research Areas

Oncology
Vascular Biology and Metabolism (VAM)
Neurosciences
Infectious Diseases
Digestive and Liver Diseases
Immunomediated Diseases and Innovative Therapies
< Research in Surgery
Obstetrics, Pediatrics and Genetics

© FIR-HUVH Fundació Institut de Recerca Hospital Universitari Vall d'Hebron 2017 | Developed by: ondeuev

Research in Surgery

Overview

The area of Research in Surgery includes more than 50 investigators distributed in five groups of research focused respectively on general and thoracic surgery, cranio-maxillofacial surgery, spinal disorders, skeletal reconstructive surgery and musculoskeletal tissue engineering. Their activity combines basic and clinical research together with robotics and virtual surgical planning. Their aims are to advance in the understanding of the causes and mechanisms underlying surgical pathologies, to deliver new knowledge and better integrated patient-centered solutions, improving surgical care and outcomes.

Publications

60	199.471	3.325
TOTAL	IMPACT FACTOR	AVERAGE IMPACT FACTOR

Reconstructive Surgery of the Locomotor System

Director: César Galo García Fontecha



team zoom download

Overview | Publications | Main research projects

13	29.946	2.269
TOTAL	IMPACT FACTOR	AVERAGE IMPACT FACTOR

SELECTED ARTICLES

Reyes B, Coca MI, Codinach M, Lopez-Lucas , Del Mazo-Barbara A, Caminal M, Oliver-Vila I, Cabanas V, Lope-Piedrafita S, Garcia-Lopez J, Moraleda JM, Fontecha CG, Vives J
Assessment of biodistribution using mesenchymal stromal cells: Algorithm for study design and challenges in detection methodologies.
Cytotherapy. 2017 Sep;19(9):1060-1069. doi: 10.1016/j.jcyt.2017.06.004. Epub 2017 Jul 19.
DOI: 10.1016/j.jcyt.2017.06.004
Impact factor: 3,203

Sallent A, Vicente M, Reverte MM, Lopez A, Rodriguez-Baeza A, Perez-Dominguez M, Velez R
How 3D patient-specific instruments improve accuracy of pelvic bone tumour resection in a cadaveric study.
Bone Joint Res. 2017 Oct;6(10):577-583. doi: 10.1302/2046-3758.610.BJR-2017-0094.R1.
DOI: 10.1302/2046-3758.610.BJR-2017-0094.R1
Impact factor: 2,597

Marotta M, Fernandez-Martin A, Oria M, Fontecha CG, Gine C, Martinez-Ibanez V, Carreras E, Belfort MA, Pelizzo G, Peiro JL
Isolation, characterization, and differentiation of multipotent neural progenitor cells from human cerebrospinal fluid in fetal cystic myelomeningocele.
Stem Cell Res. 2017 Jul;22:33-42. doi: 10.1016/j.scr.2017.05.003. Epub 2017 May 15.
DOI: 10.1016/j.scr.2017.05.003
Impact factor: 3,494

Barro V, Nunez JH, Gargallo-Margarit A, Sallent A, Aguilar M, Hernandez A
Bilateral insufficiency hip fractures after bariatric surgery.
Osteoporos Int. 2017 Apr;28(4):1495-1498. doi: 10.1007/s00198-016-3889-8. Epub 2016 Dec 23.
DOI: 10.1007/s00198-016-3889-8
Impact factor: 3,591

Guillen G, Garcia L, Marhuenda C, Pellise F, Molino JA, Fontecha CG, Lopez S, Lloret J
Thoracic wall reconstruction with bioabsorbable plates in pediatric malignant thoracic wall tumors.
J Pediatr Surg. 2017 Mar;52(3):377-381. doi: 10.1016/j.jpedsurg.2016.08.018. Epub 2016 Aug 31.
DOI: 10.1016/j.jpedsurg.2016.08.018
Impact factor: 1,976

VIEW ALL PUBLICATIONS >

© FIR-HUVH Fundació Institut de Recerca Hospital Universitari Vall d'Hebron 2017 | Developed by: ondeuev

Research in Surgery

Overview

The area of Research in Surgery includes more than 50 investigators distributed in five groups of research focused respectively on general and thoracic surgery, cranio-maxillofacial surgery, spinal disorders, skeletal reconstructive surgery and musculoskeletal tissue engineering. Their activity combines basic and clinical research together with robotics and virtual surgical planning. Their aims are to advance in the understanding of the causes and mechanisms underlying surgical pathologies, to deliver new knowledge and better integrated patient-centered solutions, improving surgical care and outcomes.

Publications

60	199.471	3.325
TOTAL	IMPACT FACTOR	AVERAGE IMPACT FACTOR

Musculoskeletal Tissue Engineering

Director: Màrius Aguirre Canyadell

team zoom download

Overview | Publications | Main research projects | Patents

10	32.344	3.234
TOTAL	IMPACT FACTOR	AVERAGE IMPACT FACTOR

SELECTED ARTICLES

Roura S, Galvez-Monton C, Mirabel C, Vives J, Bayes-Genis A.
Mesenchymal stem cells for cardiac repair: are the actors ready for the clinical scenario?
Stem Cell Res Ther. 2017 Oct 27;8(1):238.
DOI: 10.1186/s13287-017-0695-y
IF: 4,211

Sallent A, Vicente M, Reverté MM, Lopez A, Rodríguez-Baeza A, Pérez-Domínguez M, Velez R.
How 3D patient-specific instruments improve accuracy of pelvic bone tumour resection in a cadaveric study.
Bone Joint Res. 2017 Oct;6(10):577-583.
doi: 10.1302/2046-3758.610.BJR-2017-0094.R1.
IF: 2,597

Rendon JS, Swinton M, Bernthal N, Boffano M, Damron T, Evaniew N, Ferguson P, Galli Serra M, Hettwer W, McKay P, Miller B, Nystrom L, Parizzia W, Schneider P, Spiguel A, Vélez R, Weiss K, Zumárraga JP, Ghert M.
Barriers and facilitators experienced in collaborative prospective research in orthopaedic oncology: A qualitative study.
Bone Joint Res. 2017 May;6(5):307-314.
doi: 10.1302/2046-3758.65.BJR-2016-0192.R1.
IF: 2,597

Caminal M, Vélez R, Rabanal RM, Vivas D, Batlle-Morera L, Aguirre M, Barquinero J, García J, Vives J.
A reproducible method for the isolation and expansion of ovine mesenchymal stromal cells from bone marrow for use in regenerative medicine preclinical studies.
J Tissue Eng Regen Med. 2017 Dec;11(12):3408-3416.
doi: 10.1002/term.2254
IF: 3,989

Chaverri D, Vives J.
Toward the clinical use of circulating biomarkers predictive of bone union.
Biomark Med. 2017 Dec;11(12):1125-1133.
DOI: 10.2217/bmm-2017-0180
IF: 2,020

VIEW ALL PUBLICATIONS >

Research Areas
Oncology
Vascular Biology and Metabolism (VAM)
Neurosciences
Infectious Diseases
Digestive and Liver Diseases
Immunomediated Diseases and Innovative Therapies
< Research in Surgery
Obstetrics, Pediatrics and Genetics

© FIR-HUVH Fundació Institut de Recerca Hospital Universitari Vall d'Hebron 2017 | Developed by: ondeuev

Vall d'Hebron Institute of Research VHIR | Vall d'Hebron Barcelona Hospital Campus

Research in Surgery

Overview

The area of Research in Surgery includes more than 50 investigators distributed in five groups of research focused respectively on general and thoracic surgery, cranio-maxillofacial surgery, spinal disorders, skeletal reconstructive surgery and musculoskeletal tissue engineering. Their activity combines basic and clinical research together with robotics and virtual surgical planning. Their aims are to advance in the understanding of the causes and mechanisms underlying surgical pathologies, to deliver new knowledge and better integrated patient-centered solutions, improving surgical care and outcomes.

Publications

60	199.471	3.325
TOTAL	IMPACT FACTOR	AVERAGE IMPACT FACTOR

Spine Research Unit

Director: Ferrán Pellisé Urquiza

team zoom download

Overview | Publications | Main research projects

11	30.224	2.748
TOTAL	IMPACT FACTOR	AVERAGE IMPACT FACTOR

SELECTED ARTICLES

Intraoperative tranexamic acid use in major spine surgery in adults: a multicentre, randomized, placebo-controlled trial.
Colomina MJ, Koo M, Basora M, Pizones J, Mora L, Bagó J.
Br J Anaesth. 2017 Mar 1;118 (3):380-390.
IF (SCI/SSCI): 6.238 (1Q, ANESTHESIOLOGY)
DOI: 10.1093/bja/aew434.

Global Alignment and Proportion (GAP) Score: Development and Validation of a New Method of Analyzing Spinopelvic Alignment to Predict Mechanical Complications after Adult Spinal Deformity Surgery.
Yilgor C, Sogunmez N, Boissiere L, Yavuz Y, Obeid I, Kleinstück F, Pérez-Grueso FJS, Acaroglu E, Haddad S, Mannion AF, Pellise F, Alanay A; European Spine Study Group (ESSG).
J Bone Joint Surg Am. 2017 Oct 4;99(19):1661-1672.
IF (SCI/SSCI): 4.84 (1Q, ORTHOPEDICS)

Relative Lumbar Lordosis (RLL): a New PI-Based Proportional Parameter that Quantifies Lumbar Lordosis More Precisely Compared to PI-LL Concept.
Yilgor C, Sogunmez N, Yavuz Y, Abul K, Boissiére L, Haddad S, Obeid I, Kleinstück F, Sánchez Pérez-Grueso FJ, Acaroğlu E, Mannion AF,Pellise F, Alanay A. European Spine Study Group (ESSG).Neurosurg Focus. 2017 Dec;43 (6):E5.
IF (SCI/SSCI):3,139 (1Q, SURGERY)

Impact of early unanticipated revision surgery on health-related quality of life after adult spinal deformity.
Núñez-Pereira S, Vila-Casademunt A, Domingo-Sàbat M, Bagó J, Acaroglu ER, Alanay A, Obeid I, Sánchez Pérez-Grueso FJ, Kleinstück F, Pellisé F, European Spine Study Group (ESSG).
Spine J. 2017 Oct 13. pii: S1529-9430(17)31047-1.
IF (SCI/SSCI): 2.962 (1Q, ORTHOPEDICS)

Global Alignment and Proportion (GAP) Score Better Correlates to HRQoL Scores and Better Predicts Mechanical Complications Compared to Schwab Sagittal Modifiers.
Yilgor C, Sogunmez N, Yavuz Y, Ozmen B, Obeid I, Acaroglu E, Mannion AF, Pellisé F, Alanay A, European Spine Study Grouo (ESSG).
Spine J. 17(10):S156 · October 2017
IF (SCI/SSCI): 2.962 (1Q, ORTHOPEDICS)

VIEW ALL PUBLICATIONS >

Research Areas

Oncology
Vascular Biology and Metabolism (VAM)
Neurosciences
Infectious Diseases
Digestive and Liver Diseases
Immunomediated Diseases and Innovative Therapies
< Research in Surgery
Obstetrics, Pediatrics and Genetics

© FIR-HUVH Fundació Institut de Recerca Hospital Universitari Vall d'Hebron 2017 | Developed by: ondeuev

Research in Surgery

Overview

The area of Research in Surgery includes more than 50 investigators distributed in five groups of research focused respectively on general and thoracic surgery, cranio-maxillofacial surgery, spinal disorders, skeletal reconstructive surgery and musculoskeletal tissue engineering. Their activity combines basic and clinical research together with robotics and virtual surgical planning. Their aims are to advance in the understanding of the causes and mechanisms underlying surgical pathologies, to deliver new knowledge and better integrated patient-centered solutions, improving surgical care and outcomes.

Publications

60 TOTAL

199.471 IMPACT FACTOR

3.325 AVERAGE IMPACT FACTOR

General Surgery

Director: Manuel Armengol Carrasco

team zoom download

Overview | Publications | Main research projects | Patents

23 TOTAL

65.943 IMPACT FACTOR

2.867 AVERAGE IMPACT FACTOR

SELECTED ARTICLES

Hoyuela C, Juvany M, Carvajal F, Veres A, Troyano D, Trias M, Martrat A, Ardid J, Obiols J, Lopez-Cano M.
Randomized clinical trial of mesh fixation with glue or sutures for Lichtenstein hernia repair. Br J Surg.
2017 May; 104(6): 688-694.
PMID: 28218406
DOI: 10.1002/bjs.10488.
IF: 5,899; Q1.

Gamez J, Salvado M, Martinez-de La Ossa , Deu M, Romero L, Roman A, Sacanell J, Laborda C, Rochera I, Nadal M, Carmona F, Santamarina E, Raguer N, Canela M, Sole J.
Influence of early neurological complications on clinical outcome following lung transplant. PLoS One.
2017 Mar 16; 12(3): e0174092.
PMID: 28301586 PMCID: PMC5354450
DOI: 10.1371/journal.pone.0174092.
IF: 2,806; Q1.

Serena C, Keiran N, Madeira A, Maymo-Masip E, Ejarque M, Terron-Puig M, Espin E, Marti M, Borruel N, Guarner F, Menacho M, Zorzano A, Millan M, Fernandez-Veledo S, Vendrell J.
Crohn's Disease Disturbs the Immune Properties of Human Adipose-Derived Stem Cells Related to Inflammasome Activation.Stem Cell Reports.
2017 Oct 10;9(4): 1109-1123.
PMID: 28966116 PMCID: PMC5639166
DOI: 10.1016/j.stemcr.2017.07.014.
IF: 7,338; Q1.

Vilallonga R, Balibrea JM, Curell A, Gonzalez O, Caubet E, Ciudin A, Ortiz-Zuniga AM, Fort JM.
Technical Options for Malabsorption Issues After Single Anastomosis Duodenoileal Bypass with Sleeve Gastrectomy. Obes Surg.
2017; 27(12):3344-3348.
PMID: 28952026
DOI: 10.1007/s11695-017-2931-z.
IF: 3,947; Q1.

Jimenez-Gomez LM, Espin-Basany E, Trenti L, Marti-Gallostra M, Sanchez-Garcia JL, Vallribera-Valls F, Kreisler E, Biondo S, Armengol-Carrasco M.
Factors associated with low anterior resection syndrome after surgical treatment of rectal cancer. Colorectal Dis.
2017 Sep 29.
MID: 28963744
DOI: 10.1111/codi.13901.
IF: 2,689; Q2.

VIEW ALL PUBLICATIONS >

© FIR-HUVH Fundació Institut de Recerca Hospital Universitari Vall d'Hebron 2017 | Developed by: ondeuev

Vall d'Hebron Institute of Research VHIR

Vall d'Hebron Barcelona Hospital Campus

Obstetrics, Pediatrics and Genetics

Overview

The Obstetrics, Pediatrics and Genetics area is focused on the research on the congenital malformations and pediatric diseases. The Fetal Maternal Medicine group creates synergies through the combined work of basic science researchers and clinical investigators in the preclinical basis of placental insufficiency complications and congenital heart disease. The Bio-Cell Fetal group, recently incorporated, studies basic pathophysiological mechanisms of fetal and pediatric congenital malformations, while the Growth and Development group does research on pediatric endocrine diseases. There is also a Genetics Medicine group that combines genetic diagnosis and research and is pioneer in Spain.

Publications

82	338.132	4.124
TOTAL	IMPACT FACTOR	AVERAGE IMPACT FACTOR

SELECT RESEARCH GROUP

Research Areas

Oncology

Vascular Biology and Metabolism (VAM)

Neurosciences

Infectious Diseases

Digestive and Liver Diseases

Immunomediated Diseases and Innovative Therapies

Research in Surgery

< Obstetrics, Pediatrics and Genetics

© FIR-HUVH Fundació Institut de Recerca Hospital Universitari Vall d'Hebron 2017 | Developed by: ondeuev

Obstetrics, Pediatrics and Genetics

Overview

The Obstetrics, Pediatrics and Genetics area is focused on the research on the congenital malformations and pediatric diseases. The Fetal Maternal Medicine group creates synergies through the combined work of basic science researchers and clinical investigators in the preclinical basis of placental insufficiency complications and congenital heart disease. The Bio-Cell Fetal group, recently incorporated, studies basic pathophysiological mechanisms of fetal and pediatric congenital malformations, while the Growth and Development group does research on pediatric endocrine diseases. There is also a Genetics Medicine group that combines genetic diagnosis and research and is pioneer in Spain.

Publications

82	338.132	4.124
TOTAL	IMPACT FACTOR	AVERAGE IMPACT FACTOR

Fetal Maternal Medicine

Director: Lluís Cabero and Elena Carreras

team zoom download

Overview | Publications | Main research projects

22	234.600	10.660
TOTAL	IMPACT FACTOR	AVERAGE IMPACT FACTOR

SELECTED ARTICLES

Belfort MA, Whitehead WE, Shamshirsaz AA, Bateni ZH, Olutoye OO, Olutoye OA, Mann DG, Espinoza J, Williams E, Lee TC, Keswani SG, Ayres N, Cassady CI, Mehollin-Ray AR, Sanz Cortes M, Carreras E, Peiro JL, Ruano R, Cass DL
Fetoscopic Open Neural Tube Defect Repair: Development and Refinement of a Two-Port, Carbon Dioxide Insufflation Technique.
Obstet Gynecol.
2017 Apr;129(4):734-743.
doi:10.1097/AOG.0000000000001941.
Impact factor: 5,42

Ruiz A, Cruz-Lemini M, Masoller N, Sanz-Cortes M, Ferrer Q, Ribera I, Martinez JM, Crispi F, Arevalo S, Gomez O, Perez-Hoyos S, Carreras E, Gratacos E, Llurba E
Longitudinal changes in fetal biometries and cerebroplacental haemodynamics in fetuses with congenital heart disease.
Ultrasound Obstet Gynecol.
2017 Mar;49(3):379-386.
doi:10.1002/uog.15970.
Impactfactor: 4,71

Rodo C, Arevalo S, Lewi L, Couck I, Hollwitz B, Hecher K, Carreras E
Arabin cervical pessary for prevention of preterm birth in cases of twin-to-twin transfusion syndrome treated by fetoscopic LASER coagulation: the PECEP LASER randomised controlled trial.
BMC Pregnancy Childbirth.
2017 Aug 1;17(1):256.
doi:10.1186/s12884-017-1435-0.
Impact factor: 2,263

Rodó C, Suy A, Sulleiro E, Soriano-Arandes A, Antón A, García-Ruiz I, Arévalo S, Vázquez É, Vázquez A, de Ory F, Sánchez-Seco MP, Rodrigo C, Pumarola T, Carreras E.
In utero negativization of Zika virus in a foetus with serious central nervous system abnormalities.
Clin Microbiol Infect.
2017 Oct 10. pii: S1198-743X(17)30539-6.
doi: 10.1016/j.cmi.
2017.09.022.
Impact factor: 5,292

Mendoza M, Goya M, Gascón A, Pratcorona L, Merced C, Rodó C, Valle L, Romero A, Juan M, Rodríguez A, Muñoz B, Santacruz BN, Carreras E, Cabero L.
Modification of cervical length after cervical pessary insertion: correlation weeks of gestation.
J Matern Fetal Neonatal Med.
2017 Jul;30(13):1596-1601.
doi:10.1080/14767058.2016.1216538.
Epub 2016 Aug 28.

VIEW ALL PUBLICATIONS >

© FIR-HUVH Fundació Institut de Recerca Hospital Universitari Vall d'Hebron 2017 | Developed by: ondeuev

Vall d'Hebron Institute of Research VHIR

Vall d'Hebron Barcelona Hospital Campus

Obstetrics, Pediatrics and Genetics

Overview

The Obstetrics, Pediatrics and Genetics area is focused on the research on the congenital malformations and pediatric diseases. The Fetal Maternal Medicine group creates synergies through the combined work of basic science researchers and clinical investigators in the preclinical basis of placental insufficiency complications and congenital heart disease. The Bio-Cell Fetal group, recently incorporated, studies basic pathophysiological mechanisms of fetal and pediatric congenital malformations, while the Growth and Development group does research on pediatric endocrine diseases. There is also a Genetics Medicine group that combines genetic diagnosis and research and is pioneer in Spain.

Publications

82	338.132	4.124
TOTAL	IMPACT FACTOR	AVERAGE IMPACT FACTOR

Genetics Medicine

Director: Eduardo Tizzano Ferrari

team zoom download

Overview | Publications | Main research projects

22	134.32	6.123
TOTAL	IMPACT FACTOR	AVERAGE IMPACT FACTOR

SELECTED ARTICLES

Finkel RS, Mercuri E, Darras BT, Connolly AM, Kuntz NL, Kirschner J, Chiriboga CA, Saito K, Servais L, Tizzano E, Topaloglu H, Tulinius M, Montes J, Glanzman AM, Bishop K, Zhong ZJ, Gheuens S, Bennett CF, Schneider E, Farwell W, et al. **Nusinersen versus Sham Control in Infantile-Onset Spinal Muscular Atrophy.** N Engl J Med. 2017 Nov 2;377(18):1723-1732. doi: 10.1056/NEJMoa1702752. IF: 72,406.

Herrera S, Perez-Lopez J, Molto-Abad M, Guerri-Fernandez R, Cabezudo E, Novelli S, Esteve J, Hernandez A, Roig I, Solanich X, Prieto-Alhambra D, Nogues X, Diez-Perez A. **Assessment of Bone Health in Patients with Type 1 Gaucher Disease Using Impact Microindentation.** J Bone Miner Res. 2017 Jul;32(7):1575-1581. doi: 10.1002/jbmr.3121. IF: 6,284.

Paneque M, Serra-Juhe C, Pestoff R, Cordier C, Silva J, Moldovan R, Ingvoldstad C. **Complementarity between medical geneticists and genetic counsellors: its added value in genetic services in Europe.** Eur J Hum Genet. 2017 Aug;25(8):918-923. doi: 10.1038/ejhg.2017.76. IF: 4,287.

Paneque M, Moldovan R, Cordier C, Serra-Juhe C, Feroce I, Pasalodos S, Haquet E, Lambert D, Bjornevoll I, Skirton H. **The perceived impact of the European registration system for genetic counsellors and nurses.** Eur J Hum Genet. 2017 Sep;25(9):1075-1077. doi: 10.1038/ejhg.2017.84. IF: 4,287.

Serra-Juhe C, Martos-Moreno GA, Bou de Pieri F, Flores R, Gonzalez JR, Rodriguez-Santiago B, Argente J, Perez-Jurado LA. **Novel genes involved in severe early-onset obesity revealed by rare copy number and sequence variants.** PLoS Genet. 2017 May 10;13(5):e1006657. doi: 10.1371/journal.pgen.1006657. eCollection 2017 May. IF: 6,100.

VIEW ALL PUBLICATIONS >

Vall d'Hebron | Vall d'Hebron Hospital | Generalitat de Catalunya Departament de Salut | Institut Català de la Salut | UAB Universitat Autònoma de Barcelona | Generalitat de Catalunya Departament d'Economia i Coneixement | Institució CERCA Centres de Recerca de Catalunya

© FIR-HUVH Fundació Institut de Recerca Hospital Universitari Vall d'Hebron 2017 | Developed by: ondeuev

Vall d'Hebron Institute of Research VHIR

Vall d'Hebron Barcelona Hospital Campus

Obstetrics, Pediatrics and Genetics

Overview

The Obstetrics, Pediatrics and Genetics area is focused on the research on the congenital malformations and pediatric diseases. The Fetal Maternal Medicine group creates synergies through the combined work of basic science researchers and clinical investigators in the preclinical basis of placental insufficiency complications and congenital heart disease. The Bio-Cell Fetal group, recently incorporated, studies basic pathophysiological mechanisms of fetal and pediatric congenital malformations, while the Growth and Development group does research on pediatric endocrine diseases. There is also a Genetics Medicine group that combines genetic diagnosis and research and is pioneer in Spain.

Publications

82	338.132	4.124
TOTAL	IMPACT FACTOR	AVERAGE IMPACT FACTOR

CIBBIM – Nanomedicine. Bioengineering, Cell Therapy and Surgery in Congenital Malformations

Director: Vincenç Martínez Ibáñez

team zoom download

Overview | Publications | Main research projects

15	40.110	2.674
TOTAL	IMPACT FACTOR	AVERAGE IMPACT FACTOR

SELECTED ARTICLES

Lain A, Garcia L, Gine C, Tiffet O, Lopez M
New Methods for Imaging Evaluation of Chest Wall Deformities.
Front Pediatr. 2017 Dec 4;5:257. doi: 10.3389/fped.2017.00257. eCollection 2017.
DOI: 10.3389/fped.2017.00257
IF: 2,172

Aguilera-Pujabet M, Gahete JAM, Guillen G, Lopez-Fernandez S, Martin-Gimenez MP, Lloret J, Lopez M
Management of neonates with right-sided aortic arch and esophageal atresia: International survey on IPEG AND ESPES members experience.
J Pediatr Surg. 2017 Nov 23. pii: S0022-3468(17)30771-6.
DOI: 10.1016/j.jpedsurg.2017.11.051.
IF: 1,976

Sanchez-Illana A, Nunez-Ramiro A, Cernada M, Parra-Llorca A, Valverde E, Blanco D, Moral-Pumarega MT, Cabanas F, Boix H, Pavon A, Chaffanel M, Benavente-Fernandez , Tofe I, Loureiro B, Fernandez-Lorenzo JR, Fernandez-Colomer B, Garcia-Robles A, Kuligowski J, Vento M, Cordeiro M, Arriaga M, Ureta-Velasco N, Caballero MA, Fernandez C, Castilla Y, Ferreira JF, Lubian-Lopez SP, Jaraba P, Lopez de Heredia J
Evolution of Energy Related Metabolites in Plasma from Newborns with Hypoxic-Ischemic Encephalopathy during Hypothermia Treatment.
Sci Rep. 2017 Dec 6;7(1):17039.
DOI: 10.1038/s41598-017-17202-7.
IF: 4,259

Contreras-Munoz P, Torrella JR, Serres X, Rizo-Roca D, De la Varga M, Viscor G, Martinez-Ibanez V, Peiro JL, Jarvinen TAH, Rodas G, Marotta M
Postinjury Exercise and Platelet-Rich Plasma Therapies Improve Skeletal Muscle Healing in Rats But Are Not Synergistic When Combined.
Am J Sports Med. 2017 Jul;45(9):2131-2141..
DOI: 10.1177/0363546517702864
IF: 5,673

Marotta M, Fernandez-Martin A, Oria M, Fontecha CG, Gine C, Martinez-Ibanez V, Carreras E, Belfort MA, Pelizzo G, Peiro JL
Isolation, characterization, and differentiation of multipotent neural progenitor cells from human cerebrospinal fluid in fetal cystic myelomeningocele.
Stem Cell Res. 2017 Jul;22:33-42.
DOI: 10.1016/j.scr.2017.05.003
IF: 3,494

VIEW ALL PUBLICATIONS >

© FIR-HUVH Fundació Institut de Recerca Hospital Universitari Vall d'Hebron 2017 | Developed by: ondeuev

Obstetrics, Pediatrics and Genetics

Overview

The Obstetrics, Pediatrics and Genetics area is focused on the research on the congenital malformations and pediatric diseases. The Fetal Maternal Medicine group creates synergies through the combined work of basic science researchers and clinical investigators in the preclinical basis of placental insufficiency complications and congenital heart disease. The Bio-Cell Fetal group, recently incorporated, studies basic pathophysiological mechanisms of fetal and pediatric congenital malformations, while the Growth and Development group does research on pediatric endocrine diseases. There is also a Genetics Medicine group that combines genetic diagnosis and research and is pioneer in Spain.

Publications

82	338.132	4.124
TOTAL	IMPACT FACTOR	AVERAGE IMPACT FACTOR

Growth and Development

Director: Antonio Carrascosa Lezcano and Antonio Moreno Galdó

team zoom download

Overview | Publications | Main research projects

25	95.684	3.827
TOTAL	IMPACT FACTOR	AVERAGE IMPACT FACTOR

SELECTED ARTICLES

Prasad R, Hadjidemetriou I, Maharaj A, Meimaridou E, Buonocore F, Saleem M, Hurcombe J, Bierzynska A, Barbagelata E, Bergadá I, Cassinelli H, Das U, Krone R, Hacihamdioglu B, Sari E, Yesilkaya E, Storr HL, Clemente M, Fernandez-Cancio M, Camats N, Ram N, Achermann JC, Van Veldhoven PP, Guasti L, Braslavsky D, Guran T, Metherell LA.
Sphingosine-1-phosphate lyase mutations cause primary adrenal insufficiency and steroid-resistant nephrotic syndrome.
J Clin Invest. 2017;127:942-953.
DOI: 10.1172/JCI90171
IF: 12,784

Zijlstra WM, Elmasry O, Pepplinkhuizen S, Ivy DD, Bonnet D, Luijendijk P, Lévy M, Gavilan JL, Torrent-Vernetta A, Mendoza A, Del Cerro MJ, Moledina S, Berger RM.
Pulmonary arterial hypertension in children after neonatal arterial switch operation.
Heart. 2017;103:1244-1249.
DOI: 10.1136/heartjnl-2016-310624
IF: 6,06

Espiau M, Yeste D, Noguera-Julian A, Soler-Palacín P, Fortuny C Ferrer R, Comas I, Martín-Nalda A, Deyà-Martínez Á, Figueras C, Carrascosa A.
Adiponectin, Leptin and Inflammatory Markers in HIV-associated Metabolic Syndrome in Children and Adolescents. .
Pediatr Infect Dis J 2017;.36:e31-e37.
DOI: 10.1097/INF.0000000000001394
IF: 2,486

Barben J, Castellani C, Dankert-Roelse J, Gartner S, Kashirskaya N, Linnane B, Mayell S, Munck A, Sands D, Sommerburg O, Pybus S, Winters V, Southern KW.
The expansion and performance of national newborn screening programmes for cystic fibrosis in Europe.
J Cyst Fibros. 2017; 16:207-213.
DOI: 10.1016/j.jcf.2016.12.012
IF: 4,727

Laporta-Hoyos O, Pannek K, Ballester-Plané J, Reid LB, Vázquez É, Delgado I, Zubiaurre-Elorza L, Macaya A, Póo P, Meléndez-Plumed M, Junqué C, Boyd R, Pueyo R.
White matter integrity in dyskinetic cerebral palsy: Relationship with intelligence quotient and executive function.
Neuroimage Clin. 2017;15:789-800.
DOI: 10.1016/j.nicl.2017.05.005
IF: 4,35

VIEW ALL PUBLICATIONS >

© FIR-HUVH Fundació Institut de Recerca Hospital Universitari Vall d'Hebron 2017 | Developed by: ondeuev

Vall d'Hebron Institute of Research VHIR

Vall d'Hebron Barcelona Hospital Campus

Facts and Figures

RESEARCH ACTIVITIES
< Publications
Research Projects and Networks
Clinical Trials
Events and Seminars
Master's Degree in Translational Biomedical Research
Thesis
WIDER Barcelona
VHIR STATISTICS
SUMMARY

Publications

	NO. OF PUBLICATIONS	TOTAL IF
Papers in international journals	736	4,059.197
Papers in national journals	93	188.772
Clinic Assays	12	167.147
Letters with IF	2	4.682
Editorials in international journals	51	261.513
Editorials in national journals	5	10.663
Clinical Cuidas	30	136.625
Reviews in international journals	59	286.13
Reviews in national journals	17	28.444
Reviews or editorials in international journals	2	9.505
TOTAL	1008	5,155.078

1,008
Nº OF PUBLICATIONS

5,155.078
TOTAL IF

5.114
AVERAGE IF

Evolution in the last 5 years

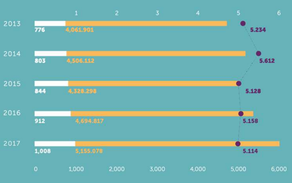

Impact factor and number of publications per Research Areas

	NO. OF PUBLICATIONS	TOTAL IF	AVERAGE IF
Oncology	120	757.123	6.309
Vascular Biology and Metabolism (VAM)	230	1,274.219	5.542
Neurosciences	183	815.974	4.459
Infectious Diseases	236	1,029.655	4.363
Digestive and Liver Diseases	115	674.821	5.868
Immunomediated Diseases and Innovative Therapies	216	1,044.403	4.833
Research in Surgery	60	199.471	3.323
Obstetrics, Pediatrics and Genetics	82	336.132	4.124

Distribution of publications per quartiles and first deciles

55.59%
QUARTILE 1

24.95%
DECILE 1

20.44%
QUARTILE 2

24.07%
QUARTILES 3-4

	NO. OF PUBLICATIONS	TOTAL IF	AVERAGE IF	%	% of 1st quart
Q1	561	4,211.897	7.514	55.75	
Q2	242	794.366	2.952	24.01	
Q3+Q4	204	318.625	1.56	20.24	
TOTAL	1008	5,15.078	3.949		
D1	250	2,795.602	11.182	24.80%	44.48%

International collaborations

1,440
TOTAL

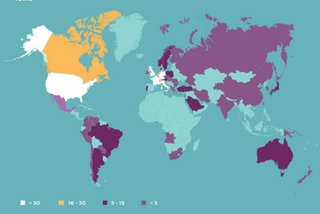

Publications in Q1 per Areas

	NO. OF PUBLICATIONS	Q1
Oncology	120	89
Vascular Biology and Metabolism (VAM)	230	143
Neurosciences	183	101
Infectious Diseases	236	133
Digestive and Liver Diseases	115	70
Immunomediated Diseases and Innovative Therapies	216	103
Research in Surgery	60	19
Obstetrics, Pediatrics and Genetics	82	30

Distribution of national and international journals

	NO. OF PUBLICATIONS	TOTAL IF	AVERAGE IF
Papers in international journals	736	4,059.197	5.515
Papers in national journals	93	188.772	2.030
Clinical Trials	12	167.147	13.929
Letter with IF	2	4.682	2.341
Editorial in international Journal	51	261.513	5.128
Editorial in national journal	5	10.663	2.133
Clinical Cuidas	30	136.625	4.554
Reviews in international journals	59	286.13	4.850
Reviews in national journals	17	28.444	1.673
Reviews or editorial in international journals	2	9.505	4.753
Reviews or editorials in national journals	1	2.4	2.400
TOTAL	1,008	5,155.078	5.114

11.51%
NATIONALS

88.49%
INTERNATIONALS

	NO. OF PUBLICATIONS	TOTAL IF	AVERAGE IF	%
National	116	230.279	1.985	11.51
International	892	4,924.799	5.521	88.49
TOTAL	1008	5,155.078	5.114	100

International collaborations

Africa	12
America	420
Asia	72
Europe	890
Oceania	46

Number of Publications in high IF Journals (>15)

Journal	Nº OF PUBLICATIONS	IF OF THE JOURNAL	TOTAL IF
The New England Journal of Medicine	5	72.406	362.03
Nature Biotechnology	1	41.670	41.67
Nature	2	40.140	80.28
SCIENCE	1	37.210	37.21
NATURE MEDICINE	1	29.890	29.89
LANCET NEUROLOGY	6	26.280	157.68
JOURNAL OF CLINICAL ONCOLOGY	1	24.010	24.01
Journal of the American College of Cardiology	4	19.900	40.32
LANCET INFECTIOUS DISEASES	1	19.860	19.6
EUROPEAN HEART JOURNAL	4	19.650	19.86
CIRCULATION	2	19.310	78.6
LANCET RESPIRATORY MEDICINE	3	19.290	38.62
GASTROENTEROLOGY	2	18.390	37.87
GUT	4	16.66	66.84
ANNALS OF INTERNAL MEDICINE	1	16.440	16.44
Lancet Diabetes & Endocrinology444	1	16.320	16.32
ENDOCRINE REVIEWS	1	15.745	15.745
JAMA Psychiatry	1	15.307	15.307

Number of citations and publications in 2017

	PUBLICATIONS	CITATIONS
Oncology	120	334
Vascular Biology and Metabolism (VAM)	228	1,328
Neurosciences	183	606
Infectious Diseases	236	1468
Digestive and Liver Diseases	115	465
Immunomediated Diseases and Innovative Therapies	216	769
Research in Surgery	60	281
Obstetrics, Pediatrics and Genetics	82	355

© PR-HUVH Fundació Institut de Recerca Hospital Universitari Vall d'Hebron 2017 | Developed by: ondeuer

Research Projects and Networks

ACTIVE PROJECTS

Ongoing projects in 2017

321 TOTAL

250 NATIONALES

71 INTERNATIONALES

31,446,739.53€ NATIONAL FUNDING

13,877,884.79€ INTERNATIONAL FUNDING

45.5M€ TOTAL FUNDING

International Projects

American Association for Cancer Research	1
Brain & Behavior Research Foundation	1
Brightfocus Foundation	1
Canadian Institutes of Health Research	1
European Commission	27
European Foundation for the Study of Diabetes	1
European Non-Official Microbiology and Infect Dise	1
European Society for Immunodeficiencies	1
European Society of Cardiology (ESC)	1
Executive Agency for Health Consumers (EAHC)	2
Gilead Sciences SL	1
Gilead Sciences International Ltd	1
Michael J. Fox Foundation	2
MICROARE RESEARCH FOUNDATION	1
National Institutes of Health (NIH)	8
Pfizer Limited	1
St. Michael's Hospital	2
The Leukemia Net/Grace Initiative	1
TOTAL	71

National Projects

AGAUR	2
Agência Competitividade Empresa Catalana (ACEC)	4
ASOCIACIÓN ESPAÑOLA COLOPROCTOLOGÍA	2
Association Española Contra el Cáncer	8
Bertin, S.A.	1
Catlaqui Oficial d'informació de Barcelona	1
Association Française for the Study of Diabetes	1
Fundació "La Caixa"	1
Fundació Catalana de Pneumologia	4
Fundació La Marató de TV3	11
Fundació Privada Daniel Bren Andreu	1
Fundació Sociòlegs Vasos Foré	1
Fundación Gonzalez	1
Fundación Mario Fundoni	1
Fundación Salud Española Alergología e Inmunología	1
Fundación Salud Española Endocrino Pediatría	1
Fundación SEDAC-CEBDA	1
Fundación SENEFRO	1
Fundación Italiana Fèrrea de Cuorsin al Rome	1
Generalitat de Catalunya - Departament de Salut	10
Gilead Sciences SL	1
Grupo Español Investigación Sarcomas (GEIS)	1
Instituto de Salud Carlos III	100
Ministerio Economía, Industria y Competitividad	22
Ministerio Sanidad Servicios Sociales e Igualdad	4
Mutual Médica de Catalunya / Balvera	1
Sociedad Española de Cardiología	1
Sociedad Española de Neumología y Cirugía Torácica	1
Sociedad Española de Cardiología	1
Sociedad Catalana de Pneumologia	1
Sociedad Española d'Endocrinología i Nutrició	1
TOTAL	209

Ongoing research projects according to Research Area

Oncology	90
Vascular Biology and Metabolism (VIMM)	70
Neuroscience	21
Infectious Diseases	59
Digestive and Liver Diseases	28
Immunomediated Diseases and Innovative Therapies	31
Research in Surgery	13
Obstetrics, Pediatrics and Genetics	12
Others	18
TOTAL	321

NEW RESEARCHERS

Research positions granted

SENIOR RESEARCHERS	
Miguel Servet Programme II_(MCIU)	2
Strengthening of research activity Programme _(MCIU)	1
POSTDOCTORAL RESEARCHERS	
Inmunoarthritis Clamilks_Paris (UNICAT)	7
POST-MIR RESEARCHERS	
Juan Rodés Programme _(MCIU)	1
Rio Hortega Programme_(MCIU)	1
Juan de la Cierva_Incorporación (MINECO)	2
PREDOCTORAL RESEARCHERS	
Rio Hortega_(MCIU)	3
Predoc_FI-DGR_(MCIU)	4
RESEARCH STAFF SUPPORT	
HeadStart_(MCIU)	1
Intensificación_(MCIU)	2
Técnic Suport_(MINECO)	1
Intensification_Paris_(UNICAT)	1
Estades_(MCIU)	1
TOTAL	36

CIBER

List of CIBER (Network Biomedical Research Center) projects with VHIR involvement

TITLE	PROJECT MANAGERS	RESEARCH GROUP
CIBER-BBN	Schwartz Navarro, Sirnó	CIBBIM-Nanomedicine Drug Delivery and Targeting
CIBERESP	Ferrieta Gonzáles, Ignacio	Cardiovascular Epidemiology
CIBERHED	Esteban Mur, Juan Ignacio	Liver Diseases
CIBERHED	Esteban Mur, Rafael	Liver Diseases
CIBERHED	Guarner Aguilar, Francisco	Physiology and Pathophysiology of the Digestive Tract
CIBERHED	Azpiroz Vidaur, Fernando	Physiology and Pathophysiology of the Digestive Tract
CIBERHED	Cereseda Ferrer, Joan	Liver Diseases
CIBERNED	Muñoz Coll, Xavier	Pneumology
CIBERNES	Rello Gorrotxea, Jordi	Clinical Research / Innovation in Pneumonia & Sepsis (CRIPS)
CIBERES	Carrascosa, Antonio	Growth and Development
CIBERES	Martí Sanes, Ramón	Neuromuscular and Mitochondrial Pathology
CIBERISCIII	Brito Gamero, Isabel	Diseases and Interaction
CIBERMED	Comella Carrera, Joan X.	Cell Signaling and Apoptosis
CIBERNED	Vila Bover, Miquel	Neurodegenerative Diseases
CIBERNED	Casas Brugué, Miquel	Psichiatry, Mental Health and Addictions
CIBERC Cardiovascular Diseases	García Dorado Garcia, David	Cardiovascular Diseases
CIBERONC	Barnes y Capdevila, Santiago	Translational Molecular Pathology

NETWORKS

List of ISCIII thematic network centers that the vhir is involved in

NETWORK	PROJECT MANAGER	DURATION
A systematic elucidation of differences of sex development (DSD) - Ribbons	Audí Parera, Laura	07/12/2015 - 31/12/2017
CIBERSAM. Area temática 1 n. Epidemiología Clínica de los trastornos constitucionales y crónicos.	Gasto Bonsoms, Carlos	01/01/2014 - 01/01/2017
European Expert Paediatric Oncology Reference Network for Diagnosis and Treatment (EXPO-r-Net)	Sánchez de Toledo Codina, Josep	01/01/2014 - 06/02/2017
European Network on Microvascular and Exosomes in Health and Disease (ME-HAD)	Ibanez Navarro, Lucia	01/12/2017 - 31/12/2021
European Network on Hydatic Enteropathomyelitis / Chronic Fatigue Syndrome (EUROCHNEM)	Castro Marrero, Jesus	01/04/2016 - 31/04/2020
RETICS - Enfermedades infecciosas	Almirante Gragera, Benito	01/01/2017 - 31/12/2021
RETICS - Enfermedades Renales	Bertín Miras, Daniel	01/01/2017 - 31/12/2021
RETICS - EDIA	Ribera Pascual, Esteve	01/01/2017 - 31/12/2021
RETICS - Enfermedades Cardiovasculares	García Dorado Garcia, David	01/01/2017 - 31/12/2021
RETICS - Enfermedades Tropicales	Molina Romero, Israel	01/01/2017 - 31/12/2021
RETICS - Enfermedades Vasculares Cerebrales (rvtad)	Montaner Villalonga, Joan	01/01/2017 - 31/12/2021
RETICS - Enfermedades oculares	García Arumí, José	01/01/2017 - 31/12/2021
RETICS - Cáncerals Hidrópic	Carrabella Lopez, Manuel	01/01/2017 - 31/12/2021
RETICS - Resecciones Adversas a Adrenergos y Fármacos	Lafuente Martínez, Mónica	01/01/2017 - 31/12/2021
RETICS - Salud Materno-Infantil y del Desarrollo	Llurba Olivé, Elisa	01/01/2017 - 31/12/2021
Enfermedades vasculares cerebrales (rvtad). Red INVICTUS	Montaner Villalonga, Joan	01/01/2013 - 31/12/2017
Plataforma Red Nacional de Biobancos	Navas Garcia, Isabel	01/01/2014 - 31/12/2018
Plataforma Red Nacional de Biobancos	Navas Garcia, Isabel	01/01/2014 - 31/12/2018
Plataforma de Innovación en Tecnologías Médicas y Sanitarias (TRIMAS)	Blasco Guerra, Anna	01/01/2016 - 31/12/2017
Plataforma d'Innovació en tecnologies mèdiques i sanitàries	Carrella Carrina, Joan Xavier	01/01/2016 - 31/12/2018
Plataforma Unidades de Investigación Clínica y Ensayos Clínicos	Fuentes Campa, Inmaculada	01/01/2016 - 31/12/2018
Red de Investigación Cooperativa en Enfermedades Tropicales RICET	Molina Romero, Israel	01/01/2017 - 31/12/2017
RED DE INVESTIGACIÓN EN ABIFS (CEMO INDIO DEL PETOXIBRÓMEN, un antiparasitario para la Enfermedad Alzheimer de Neurofil	Montaner Villalonga, Joan	01/01/2016 - 01/01/2018
Red Temática de Investigación Cooperativa en Cáncer - RTICC	Navarro Puigserver, Jaume	01/01/2016 - 31/04/2017
Red Temática de Investigación Cooperativa en Cáncer - RTICC	Sánchez de Toledo Codina, Josep	01/01/2016 - 31/04/2017
Red Temática de Investigación Cooperativa en Cáncer - RTICC	Agustina y Calvó Aguilera, Santiago	01/01/2016 - 31/04/2017
Spanish Clinical Research Network (SCReN)	Fuentes Campa, Inmaculada	01/01/2016 - 31/12/2017

List of VHIR research groups recognized by the "Generalitat de Catalunya"

GRC = Consolidated Group	CRE = Emergent Group

PILE	PROJECT MANAGER	DURATION
Chronic Fatigue (CFS)	Alegre Martín, Joel	01/01/2014 - 31/04/2017
Infectious Diseases (GRC)	Almirante Gragera, Benito	01/01/2014 - 31/04/2017
Molecular Oncology (GRC)	Azanigo Cano, Diego	01/01/2014 - 31/04/2017
General Surgery (GRC)	Armengol Carrasco, Manuel	01/01/2014 - 31/04/2017
Research Unit of the Digestive System (GRC)	Azpiroz Vidaur, Fernando	01/01/2014 - 31/04/2017
Translational Research in Hematology Unit (GRC)	Boach Albareda, Francesc	01/01/2014 - 31/04/2017
Pediatric Endocrinology (GRC)	Carrascosa Lezcano, Antonio	01/01/2014 - 31/04/2017
Maternal Fetal Medicine (GRC)	Carrera Moratonas, Elena	01/01/2014 - 31/04/2017
Psychiatry, Mental Health and Addictions (GRC)	Casas Brugué, Miquel	01/01/2014 - 31/04/2017
Apoptosis and Neurodegeneration (GRC)	Comella Carrera, Joan Xavier	01/01/2014 - 31/04/2017
Hepatobiliary Diseases (GRC)	Esteban Mur, Rafael	01/01/2014 - 31/04/2017
Infection in Immunocompromised Pediatric Patients (GRC)	Soler Palacín, Pere	01/01/2014 - 31/04/2017
Cardiovascular Pathology (GRC)	García Dorado Garcia, David	01/01/2014 - 31/04/2017
Bioengineering, Orthopedics and Pediatric Surgery (GRC)	García Fontecha, César Celio	01/01/2014 - 31/04/2017
Fundació Institut Català de Farmacologia (GRC)	Lapeira Rosell, Joan Ramon	01/01/2014 - 31/04/2017
Oncology and Molecular Pathology (CG)	Llorenzi Pagarin, Matilde	01/01/2014 - 31/04/2017
Pediatric Neurology (GRC)	Macaya Ruiz, Alfons	01/01/2014 - 31/04/2017
Neuromuscular and Mitochondrial Pathology (GRC)	Martí Sanes, Ramón	01/01/2014 - 31/04/2017
Cellular Pathology (GRC)	Meseguer Navarro, Anna	01/01/2014 - 31/04/2017
Clinical Neuroimmunology. Centre d'Esclerosi Múltiple de Catalunya - CEMCAT (GRC)	Montalban Gairin, Xavier	01/01/2014 - 31/04/2017
Neuroscular Diseases (GRC)	Montaner Villalonga, Joan	01/01/2014 - 31/04/2017
Pneumology (GRC)	Morell Bostad, Ferran	01/01/2014 - 31/04/2017
Transcription, Translation and MiRnads in Therapy-resistant Prostate Cancer. TRANS*-CAP (GRE)	Pachurka Barrard, Rosanna	01/01/2014 - 31/04/2017
Microbiology (GRC)	Pumarola Suñé, Tomàs	01/01/2014 - 31/04/2017
Pathological Anatomy (GRC)	Barnes y Capdevila, Santiago	01/01/2014 - 31/04/2017
Multidisciplinary Research Group in Melanoma (GRC)	Rocío Conde, Juan Angel	01/01/2014 - 31/04/2017
Clinical Research / Innovation in Pneumonia & Sepsis (CRIPS) (GRC)	Rello Gorrotxea, Jordi	01/01/2014 - 31/04/2017
Biomedical and Translational Oncology Research Unit (GRC)	Navarro Puigserver, Jaume	01/01/2014 - 31/04/2017
Neuroimmunology and Neurosurgery Research Unit (UNINEU (GRC)	Sahuquillo Barris, Joan	01/01/2014 - 31/04/2017
Translational Research in Child Cancer (GRE)	Sánchez de Toledo Codina, Josep	01/01/2014 - 31/04/2017
Immunobiology (GRC)	Sayós Ortega, Joan	01/01/2014 - 31/04/2017
Drug Delivery and Targeting (GRC)	Schwartz Navarro, Sirnó	01/01/2014 - 31/04/2017
Diabetes and Metabolism (GRC)	Sirnó Garanger, Rafael	01/01/2014 - 31/04/2017
Autoimmunity and Thrombotic Diseases (GRC)	Vilardell Tarres, Miguel	01/01/2014 - 31/04/2017

Granted Projects

NATIONAL	NUMBER OF REQUIREMENTS
Asociación Española Contra el Cáncer	8
Fundació "La Caixa"	1
Fundació La Marató de TV3	12
Fundació Sociòlegs Vasos Foré	1
Fundación Israel, Hélène Hanna Hoch-Ruha	2
Generalitat de Catalunya - Departament de Salut (PERIS)	2
Gilead Sciences SL	1
Criteo S.A.	1
Instituto de Salud Carlos III	7
Ministerio Economía, Industria y Competitividad - MINECO	1
Sociedad Catalana de Pneumologia	1
Fundació Catalana de Pneumologia	1
Fundación March Sabel	4
Ministerio Economía, Industria y Competitividad	1
TOTAL	65

INTERNATIONAL	
European Commission	2
European Foundation for the Study of Diabetes	1
EUROSPINE	1
Executive Agency for Health Consumers (EAHC)	1
Gilead Sciences SL	3
Pfizer Inc	1
National Institutes of Health (NIH)	1
TOTAL	10

© 2016 FUNDACIÓ PUBLICA CATALANA DE RECERCA I INNOVACIÓ (FUNCAT) VALL D'HEBRON (FUCAT) Contactar | Aviso legal | Cookies

Clinical trials

Clinical trials approved, classified according to the trial area

AREA	NO. CLINICAL TRIALS
ONCOLOGY	177
VAM	26
Immunomediated Diseases and Innovative Therapies	24
NEUROSCIENCES	16
DIGEST. AND HEPA. DISEASES	18
INFECTIOUS DISEASES	14
OTHERS	12
OBST., PEDIAT. AND GENE	7
SURGERY RESEARCH	3
TOTAL	297

Other Studies

EPA	32
Medical Device (MD)	4

Clinical trials approved, classified according to the trial phase

Phase I-II	151
Phase III	136
Phase IV	10
TOTAL	297

Clinical trials classified according to promoter

265 | 89%
INDUSTRY

9 | 3%
VHIR RESEARCHERS

23 | 8%
OTHER HOSPITALS / FOUNDATIONS

Clinical trials according to participants

3 | 1%
UNICENTER

294 | 99%
MULTICENTER

Clinical trials by HUVH services

SERVICE	NO. CLINICAL TRIALS
Oncology	495
Hematology	117
Neurology	54
Internal medicine 2-Hep.	43
Internal medicine 1	42
General pediatric	33
Pediatrics oncohemato.	28
Neuroinmunology	27
Pneumology	25
Infectious	28
Nephrology	15
Cardiology	19
Intensive care	13
Endocrinology	13
Traumatology surgery	9
Oftalmology	5
Others	5
Psychiatry	4
Dermatology	4
Rehabilitation	4
Pediatrics nephrology	3
Anaesthesia	2
Gynecology	4
Obstetrics	4
Plastic / burned	2
Preventive medicine	3
Maxillofacial surgery	2
Digestive	0
Urology	2
Neurophisiology	2
General surgery	2
Emergency	2
Radiology	1
Neonatology	1
HBP surgery	1
Pharmacology	1
TOTAL	1015

Funding evolution, including overheads (M€)

© PIR-HUVH Fundació Institut de Recerca Hospital Universitari Vall d'Hebron 2017 | Developed by ondaeuv

Events and Seminars

252
TOTAL

6
EXTRAORDINARY CONFERENCES

50
COURSES

138
SEMINARS AND SESSIONS

Extraordinary conferences

CONFERENCES/SYMPOSIA VHIR/HUVH

21th Anual Conference HUVH	1
11th VHIR Scientific Conference	1
Symposia VHIR-HUVH	3
Inauguration ceremony Academic year Master's degree VHIR 2017-2018	1
TOTAL	6

Courses

VHIR COURSES

VHIR/HUVH training courses	22
UAT Courses - Microscope Platform	1
UEB Courses	4
Occupational hazard prevention courses	23
TOTAL	50

Sessions and seminars

SEMINARS

External activity of interest	5
CIBBIM (Nanomedicine) Seminars	12
VHIR Seminars	25
Master Seminars	1
TOTAL	43

THESIS

TOTAL	58

SESSIONS

General clinical sessions of Cardiology	34
Gastroenterology sessions	34
Hematology sessions	12
Haemostasis and Thrombosis sessions	9
UAT tscientific-technical	5
Sessions VHIR sessions- Competitive research	1
TOTAL	95

© FIR-HUVH Fundació Institut de Recerca Hospital Universitari Vall d'Hebron 2017 | Developed by: ondeuev

Master's Degree in Traslational Biomedical Research

Enrolment to the studies

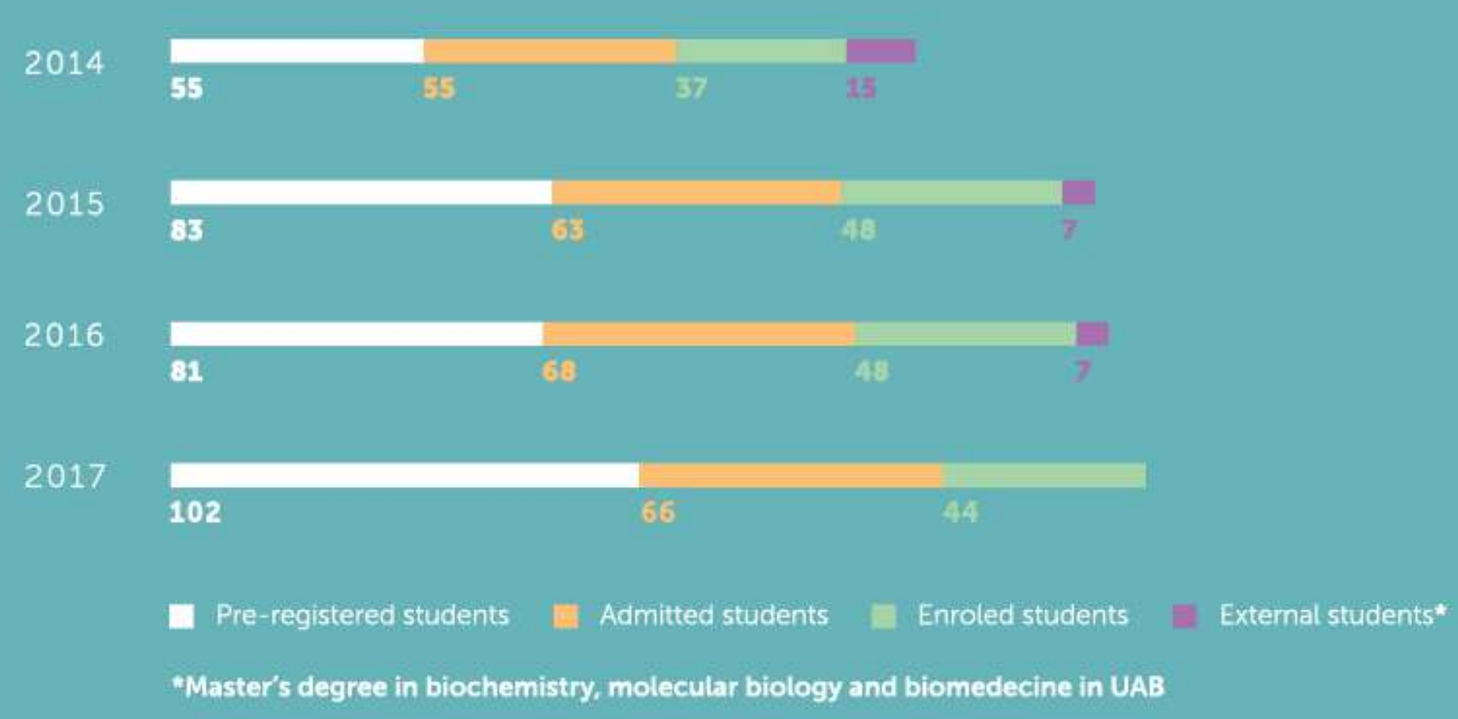

***Master's degree in biochemistry, molecular biology and biomedicine in UAB.**

	2014-15	2015-16	2016-17
Average grade	8,5	8,59	8,5
Graduation rate	97%	94%	98%

Grants

	2015-16	2016-17	2017-18
COMPANY	N° OF GRANTS		
Santander	2	0	0
VHIR-Fundació Catalana per la Recerca i Innovació	1	0	0
Roche	1	1	1
Fundació Banc Sabadell	0	4	4
Ferrer	2	2	1
TOTAL	6	7	6

Student background

	2014	2015	2016	2017
Biology	8	7	10	9
Biochemistry	4	12	8	4
Biomedicine	13	7	8	8
Biotechnology	6	10	13	16
Genetics	3	2	1	2
Medicine	1	2	1	1
Veterinary Medicine	1	0	2	0
Pharmacy	1	0	0	2
Microbiology	0	5	2	0
Nanoscience and nanotechnology	0	0	3	2
Other	0	3	0	0
TOTAL	37	48	48	44

© FIR-HUVH Fundació Institut de Recerca Hospital Universitari Vall d'Hebron 2017 | Developed by: ondeuev

Thesis

37

DOCTORAL THESIS READ (UAB)

PHD STUDENT / TITLE / UNIVERSITY	THESIS DIRECTOR/S
Soriano Arandes, Antoni / Influencia de los cambios migratorios en la epidemiología de la transmisión vertical del virus de la inmunodeficiencia humana en Catalunya	Marotta Baleriola, Mario
Sánchez Guerrero, Ángela / High-Resolution Microdialysis to Detect Metabolic Dysfunction after Traumatic Brain Injury	Sahuquillo Barris, Joan; Poca Pastor, Ma Antonia
Devis Jauregui, Laura / The role of activated leukocyte cell adhesion molecule (ALCAM) in endometrial cancer progression and dissemination	Reventós Puigjaner, Jaume; Colas Ortega, Eva; Gil Moreno, Antonio
Fernández Martín, Alejandra / Estudio de nuevas aproximaciones terapéuticas para la regeneración neural y el tratamiento de la espina bífida mediante el uso de terapia celular durante la etapa fetal	Marotta Baleriola, Mario; Peiró Ibáñez, José Luis
Simonetti, Sara / Study of Related Senescence Pathways in Soft Tissue Tumors Development	Ramon y Cajal AgüeraS, Santiago; Romagosa Pérez-Portabell, Cleofé
Rivas Gandara, Nuria / Características electrofisiológicas y factores de riesgo de arritmias ventriculares en pacientes con tetralogía de Fallot corregida	Moya Mitjans, Angel; Tornos Mas, Pilar
Gallardo Calero, Irene / Análisis de la revitalización de injertos estructurales de hueso criopreservado asociados a colgajo perióstico vascularizado. Modelo animal en rata	Barrera Ochoa, Sergi
Gonzalez Guerrero, Celia / Efectividad del concentrado de fibrinógeno en pacientes traumáticos con hemorragia crítica	Montoro Ronsano, J. Bruno
Andres Villarreal, Mireia / Paper de l'edema miocardíac en el dany per isquèmia-reperfusió. Estudi de la distribució de l'edema mitjançant ressonància magnètica.	García-Dorado García, David; Barba Vert, Ignasi
Dinarès Fernández, Mª Carme / Estudi de la via de senyalització 4E-BP1. Implicacions pronostiques i terapeutiques en el melanoma uveal	Ramon y Cajal AgüeraS, Santiago; Hernandez Losa, Javier
Lanau Angulo, Lucia / Nuevas moléculas asociadas al cáncer de ovario para la mejora de su diagnóstico y tratamiento	Santamaria Margalef, Anna; Reventós Puigjaner, Jaume; Rigau Resina, Marina
Cludin , Andreea / Cognitive Impairment as a complication of Type 2 Diabetes: identification of new biomarkers	Simó Canonge, Rafael; Hernández Pascual, Cristina
Antunes D Melo Oliveira, Ana Mafalda / Molecular Alterations in Metastatic Breast Cancer and Efficacy of PI3K/AKT/mTOR Inhibitors in Early Phase Clinical Trials	Cortés Castan, Javier
Lagunes Luna, Leonel / Candidiasis intraabdominal	Rello Condomines, Jordi; Campins Martí, Magda
Cole , Candela / Use of Aerosolized Antibiotics for respiratory infections on MV Patients	Rello Condomines, Jordi
Franco Jarava, Clara / Clinical and molecular characterization of factor I and C3 complement deficiencies: from diagnosis to population studies	Colobran Oriol, Roger; Hernández González, Manuel
Giné Prades, Carlos / Efectos en el desarrollo pulmonar de la oclusión traqueal precoz como terapia fetal de la hipoplasia pulmonar en la hernia diafragmática congénita del feto ovino	Peiró Ibáñez, José Luis; Marotta Baleriola, Mario; Espin Basany, Eloy
Marin Sala, Oscar / Caracterització bioinformàtica de la relació entre l'impacte molecular de les variants patogèniques i el fenotip clínic	De la Cruz Montserrat, Fco. Xavier
García Martínez, Iris / Factors Genètics de Susceptibilitat al Trastorn per Dèficit d'Atenció amb Hiperactivitat	Ribases Haro, Marta; Ramos Quiroga, José Antonio
Culebras Amigo, Mario / Afectación neuromuscular y relación con el genotipo y la capacidad de esfuerzo en pacientes adultos con Fibrosis Quística	Gracia Roldán, Javier de
Saura Manich, Cristina / Tratamiento del cáncer de mama diagnosticado durante el embarazo	Cortés Castan, Javier
Cabrera Perez, Raquel / Terapia génica para el MNCIE: Estudio comparativo de diferentes vectores adeno-asociados en el modelo preclínico de la enfermedad	Martí Seves, Ramón
Campoy Moncayo, Irene / Exosomes in uterine aspirates: characterization and identification of diagnostic and prognostic biomarkers in endometrial cancer	Gil Moreno, Antonio; Colas Ortega, Eva; Reventós Puigjaner, Jaume
Martínez García, Elena / Protein signatures in uterine aspirates to improve diagnosis of endometrial cancer. The CEMARK project	Colas Ortega, Eva; Gil Moreno, Antonio; Reventós Puigjaner, Jaume
Guillen Del Castillo, Alfredo / Estudio de la afección pulmonar asociada a Esclerodermia Sistémica: biomarcadores pronósticos y detección precoz	Simeón i Aznar, Carmen Pilar; Fonollosa Pla, Vicenç; Vilardell Tarres, Miguel
Salas Torras, Anna / Desarrollo de modelos celulares y animales para el estudio de terapia génica no viral anti-angiogénica en retina	García Arumí, José; Schwartz Navarro, Simon; Abasolo Olaortua, Ibane
Abdul Jewad Altisent, Omar / Daño neurológico asociado a la TAVI y estrategias terapéuticas para su prevención	Tornos Mas, Pilar; Ferreira González, Ignacio
Majem Cavaller, Blanca / Micro-RNAs in ovarian cancer as tools for diagnosis and therapy	Santamaria Margalef, Anna
Bañeras Rius, Jordi / Efectos de la contaminación atmosférica sobre la incidencia, mortalidad y arritmias ventriculares en el síndrome coronario agudo con elevación del ST	García-Dorado García, David
Faro Colomés, Mónica / Factores predictores de la incapacidad laboral en el síndrome de fatiga crónica	Alegre Martín, José
Torres Rodríguez, Irina Betsabe / Valor predictivo del fenotipo molecular sobre la progresión de las lesiones renales en biopsias de seguimiento en trasplante renal	Moreso Mateos, Francesc
Azancot Rivero, M Antonieta/ Alteraciones de la inmunidad innata, inflamación de bajo grado y progresión de la aterosclerosis subclínica en pacientes con insuficiencia renal y en trasplantados renales	Serón Micas, Daniel
Esgueva Colmenarejo, Antonio Jesús / Beneficio de la ecografía intraoperatoria en la cirugía del cáncer de mama en estadio inicial	Rubio Rodríguez, Isabel Teresa; Gil Moreno, Antonio
Villar Gomez, Ana / Neumonitis por hipersensibilidad y fibrosis pulmonar: estudio etiológico y del perfil inflamatorio	Morell Brotad, Ferran; Cruz Carmona, Mª Jesús; Muñoz Gall, Fco. Javier
Berastegui García, Cristina / Biomarcadores en diferentes fenotipos de rechazo crónico en trasplante pulmonar	Román Broto, Antonio; Gómez Olles, Susana
Vidal Jorge, Marian / High-Resolution microdialysis applied to the study and treatment of brain metabolic disorders	Sahuquillo Barris, Joan
Piñeiro Santos, Mª Socorro / Impacto de los cambios y el curso de la presión arterial mediante monitorización intensiva en la evolución clínica y radiológica tras una hemorragia intracerebral aguda	Rodríguez Luna, David; Molina Catenaro, Carlos; Alvarez Sabin, José
Piedra Carrasco, Nuria / Enterobacterias multirresitentes de origen clínico y ambiental: epidemiología molecular, vectores genéticos y alternativas terapéuticas	Gonzalez Lopez, Juan Jose
Rodriguez Freixinos, Víctor / Implicación pronóstica de la infección por virus del papiloma humano en tumores de orofaringe y cavidad oral localmente avanzados e irresecables	Giralt López de Sagred, Jordi; Prat Aparicio, Aleix
Maroto González, Anna / Nivell neurologic prenatal amb fetus afectes de mielomeningocele, sotmesos a cirurgia intra-uter	Carreras Moratonas, Elena
Carton García, Fernando / Myosin VB in intestinal pathogenesis.	Arango Corro, Diego
Belmonte Muiis, Irene / Actualización del algoritmo de diagnóstico de laboratorio del déficit de alfa-1-antitripsina: incorporación de la detección genotípica de la variante deficitaria Mmalton y utilización de muestras alternativas a la sangre total	Rodríguez Frias, Francisco; Miravitlles Fernández, Marc
García Lezana, Teresa / Nuevos modelos experimentales para el estudio de mecanismos fisiopatológicos	Augustin Recio, Salvador; Chavarria Vilarasau, Laia; Genesca Ferrer, Joan
Barastegui Fernández, David / Anàlisi de la revitalització d'empeits estructurals d'os criopreservat mitjançant perlosti vascularitzat en model de conill	Nardi Vilardaga, Joan; García Fontecha, César Galo; Soldado Carrera, Francisco
Sánchez Montalvé, Adrián / Métodos diagnósticos en las complicaciones orgánicas asociadas a la enfermedad de Chagas en fase crónica	Molina Romero, Israel
López Meseguer, Manuel / Estrategias terapéuticas y sus resultados en la hipertensión arterial pulmonar grave	Román Broto, Antonio; Ferrer Sancho, Jaume
Jubierre Zapater, Luz / Epigenetic regulators in neuroblastoma: BRG1, a future therapeutic target	Segura Ginard, Miguel; Gallego Melcón, Soledad
Cánovas Hernández, Verónica / The role of the oncogene Prostate Tumor Overexpressed-1 and the regulation of mRNA translation in Prostate Cancer progression and chemoresistance	Paciucci Barzanti, Rosanna
Gallart Vive, Elisabet / Qualitat de Vida Relacionada amb la Salut i Resultats sensibles a intervenció infermera en pacients ingressats a Cures Intensives sotmesos a Ventilació Mecànica	Fuentelsaz Gallego, Carmen
Rodríguez Urrutia, Amanda / El rol de la incongruencia en la evaluación de pacientes hospitalizados con trastornos gastrointestinales	Ramos Quiroga, José Antonio
Erra Duran, M Alba / Factores predictores de la respuesta clínica al tratamiento con fármacos biológicos en la artritis reumatoide	Fonollosa Pla, Vicenç
Feliciano Aguirre, Andrea F / Identificación y caracterización funcional de microRNAS en cáncer de mama	Lleonart Pajarin, Matilde
Bilbao Gassó, Laura / Evaluación de la utilidad de la monitorización continua de glucosa para el estudio del metabolismo hidrocarbonado en pacientes afectos de fibrosis quística	Clemente Leon, María
Álvarez Simón, Daniel / Effect of environmental pollution on asthma due to soybean	Cruz Carmona, Mª Jesús; Muñoz Gall, Fco. Javier
Esquivel Miranda, Miguel Ángel / Impacto del grado de resección quirúrgica en la calidad de vida y la supervivencia en pacientes con gliomas. Resultados de un estudio prospectivo	Sahuquillo Barris, Joan
Gil Carballeira, Iván / Estudio exploratorio observacional y prospectivo de la maduración de la fístula arteriovenosa (FAV) nativa. Estudio "MAFAV!	Serón Micas, Daniel
Muñoz Castro, Gerard / Eficacia de la fisioterapia respiratoria en pacientes con bronquiectasias	Gracia Roldán, Javier de
Jauregui Abularach, Alberto / El Trasplante Pulmonar en la Fibrosis Quística y la Influencia de la Circulación Extracorpórea.	Armengol Carrasco, Manuel; Sole Montserrat, Juan
Castillo Flores, Nerea / Cinética y factores predictivos de estudio de la cinética de la reconstitución inmune y sus factores predictivos en el trasplante de sangre de cordón umbilical	Querol Giner, Sergi

© FIR-HUVH Fundació Institut de Recerca Hospital Universitari Vall d'Hebron 2017 | Developed by: ondaweb

WIDER-Barcelona

On July 20, 2009, the Generalitat de Catalunya and Obra Social "la Caixa" signed with the HUVH and VHIR an agreement to promote an Endoscopic Surgery Center: The World Institute for Digestive Endoscopy Research (WIDER-Barcelona), led by Dr. José Ramón Armengol. The institute is focused on teaching, research and dissemination of gastrointestinal endoscopy in all its facets, both medical and surgical, with special attention to development of methodology known as transluminal endoscopic surgery through natural orifices (NOTES).

On November 27 and 28, Vall d'Hebron has hosted the 11th edition of the international NOTES-WIDER-Barcelona course, which includes conferences and practical workshops every year from 2007.

The course has grouped surgeons and experts in gastroenterology and clinical endoscopy, in order to update them in the immediate future of transluminal endoscopic surgery for natural orifices (or NOTES), since they are less invasive methods that allow to avoid incisions and scars External in abdominal surgery. Interventional therapeutic techniques derived or related to this type of surgery have also been presented.

In addition to the theoretical conferences, the participants were able to attend practical and interactive sessions in two operating theaters of the VHIR thanks to the videotransmission. The practical sessions have allowed the demonstration of techniques of anesthesia, incubation, probes ...

The course has been led by Dr. José Ramón Armengol-Miró, Dr. Manuel Armengol Carrasco, Dr. Antonio José Torres García and Dr. Joan Dot Bach, and has received the support of Vall d'Hebron University Hospital, VHIR, Olympus Europa SE & CO, and the collaboration of Obra Social "La Caixa".

© FIR-HUVH Fundació Institut de Recerca Hospital Universitari Vall d'Hebron 2017 | Developed by: ondeuev

Vall d'Hebron Institute of Research VHIR

Vall d'Hebron Barcelona Hospital Campus

Facts and Figures

RESEARCH ACTIVITIES

VHIR STATISTICS

< Economic summary

Core Facilities

Innovation

Human resources

Media

SUMMARY

Economic summary

41.64
TOTAL (M€)

38.64
VHIR (M€)

2.00
HUVH (M€)

1.00
CIBER (M€)

Total income in millions of euros (M€)

2017 VHIR Income breakdown (M€)

A	National Grants/Networks	10,14
B	International Grants/Networks	2,52
C	Public Funding	2,10
D	Clinical Trials	7,10
E	Donations	4,18
F	Teaching	1,24
G	Research Services	7,64
H	Financial Incoming	0,12
I	Agreements Industry	3,60
TOTAL		38,64

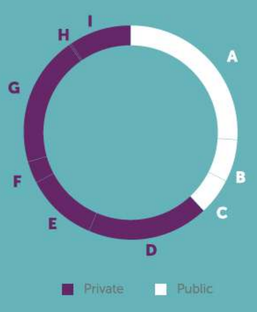

VHIR Total income in millions of euros

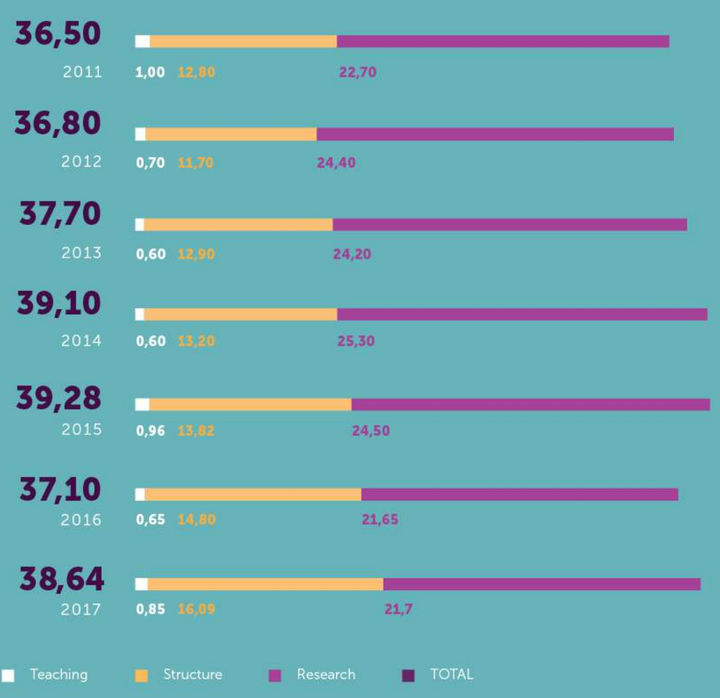

© FIR-HUVH Fundació Institut de Recerca Hospital Universitari Vall d'Hebron 2017 | Developed by: ondeuev

Facts and Figures

BIOBANK, ANTIBIOTIC

LAB STATISTICS

• Core Facilities

Transgenic

Stem Cell Transgenic

Mice

SLAMdunk

Core Facilities

LAB ANIMAL SERVICE

Animals Used in Research

15,981 TOTAL

14,666 MICE

1,315 RATS

Annual Average of cages and individuals/week

2,795 MICE

119 RATS

Active Procedures per Species

77 MICE

23 RATS

Active producers per area and species

	MICE	RAT
LAB. ANIMAL SERVICE		
Oncology	5	1
Vascular Biology and Metabolism (VBM)	11	1
Neuroscience	11	1
Infectious Diseases	1	
Digestive and Liver Diseases	1	1
Immunology, Inflammation and Innovative Therapies		1
Research in Surgery		1
Obstetrics, Pediatrics and Genetics		
VHIR	24	
VHIO	1	
VHUMI		1
TOTAL	55	26
NUMBER OF PROCEDURES	110	

Experimental Surgery Unit

ANIMALS USED IN RESEARCH	
Rabbits	404
Sheep	27
Pigs	48
TOTAL	479

ANIMAL AVERAGE OF CAGES AND INDIVIDUALS/WEEK	
Rabbits	20
Sheep	5
Pigs	8
TOTAL	33

ACTIVE PROCEDURES PER SPECIES	
Rabbits	8
Sheep	5
Pigs	5
Ex-vivo procedures	5
TOTAL	23

Active procedures per area and species

	Rabbits	Sheep	Pig
Oncology		1	
Vascular Biology and Metabolism (VBM)		1	
Neuroscience		1	
Infectious Diseases	1		
Research in Surgery	1	1	1
Obstetrics, Pediatrics and Genetics		1	1
VEXUS		1	1
VHUMI	1		
TOTAL	4	5	5
NUMBER OF PROCEDURES	14		

Preclinical imaging platform activity per group

	VIVO SPECTRUM			µPET		
RESEARCH GROUPS	Acquiring Hours	Quantification Hours	Quantification Studies	Acquiring Hours	Quantification Hours	Quantification Studies
Translational Research in Child and Adolescent Cancer	20.0	4				
Functional Validation and Preclinical Research	20			111		74
Experimental Therapeutics Modeling				21		
Cell Signaling and Apoptosis	2.5					
Liver Diseases	3.5	4				
Neuroscience Diseases	4					
VHIO	450,25	75,25	1342	132		
VHUMI				10		
Total Hours	114	173	1342	132		74

BIOBANK

Number of new Biobank donations

3,453 TOTAL

Cardiology Bank	1
Fetal Tissue Bank	1
HIV Bank	1
Immunology Bank	1
Gastrointestinal Pathologies Bank	1
Hepatology Bank	1
Neurological Tissue Bank	1
Pediatric Gastrointestinal Bank	
Pulmonary Bank	1
Renal Bank	1
Tumor Bank	1

Number of Projects which have asked for sample processing services

24 TOTAL

7 CARDIOLOGY BANK

3 IMMUNOLOGY BANK

3 GASTROINTEST. PATHOLOGIES BANK

5 HEPATOLOGY BANK

2 PULMONOLOGY BANK

1 RENAL BANK

3 OTHERS

Number of Projects which have asked for samples (Material Transfer Service)

30 TOTAL

7 CARDIOLOGY BANK

2 FETAL TISSUE BANK

4 HIV

1 IMMUNOLOGY BANK

2 HEPATOLOGY BANK

2 PULMONOLOGY BANK

6 RENAL BANK

6 TUMOR BANK

Number of publications which have used biobank sample collections

26 TOTAL

1 FETAL TISSUE BANK

4 HIV

21 TUMOR BANK

LIAT (High Technology Unit)

Liat Group

45 TOTAL

36 VIHR

3 ALLIANCE (PHIS, CHOP, CHMC, CINCINNATI CHIL, UCSF)

6 EXTERNS (UPF)

1 EXTERNS (PRIVATE)

Services performed

12,277 TOTAL

1,429 PCR/QUICK DIAGNOSIS

5,485 GENOMICS

2,777 MICROBIOLOGY

1,429 CYTOMICS

1,157 METABOLOMICS

Courses organised

Title	Language
Basic course in microscopy and data analysis	Microscopy Platform
Omic Data integration	Molecular Diagnosis Platform
Real Time Microscopy Basics	Technology external seminar (Francisco Martínez)
Massive Cell Sorting: Logistics and Tools	Technology external seminar (Gonzalo Blanco)
New technologies in Genomics and Proteomics. Digital molecular	Technology external seminar
Spanish students' visits	LIAT staff participation
VHIR's Master	LIAT staff participation

Current agreements with external services providers

Agreements	Services provided
Centro de Investigaciones Biomédicas Alberto Sols	Human cell line authentication
Centro En Genomica Regulatoria (CRG)	Institutional agreement to improve core facilities sharing
Universitat Autònoma de Barcelona (UAB)	Institutional agreement to improve core facilities sharing
National Centre for Genomic Analysis (CNAG)	Next Generation Sequencing
Macrogen	Sanger Sequencing
Illumina	Lab Services
Genomiche	System Biology Solutions

PAGE: 1 | Next

New internal services

Id_proposal	Service
Molecular Diagnosis	Study of Net dynamics of calcium fluxes in oxaliplatin-dependent
Molecular Diagnosis	Clarion S sheep processing
Molecular Diagnosis	online assay for cell surface sialylation
Nanobiomedicine	Nanoparticle procedures for the determination of different drugs in nanoparticle matrices

UISC (Clinical Research Support Unit)

UISC Healthcare Platform

	TOTAL N	TOTAL (%)
N. of clinical trials with Healthcare Group active clinical trials in HOPE		17,7%
% of the cost of healthcare spaces		20,07%
Request of studies for medical consultation		21%
Request of studies for day hospital		11
Request of studies for support of research nurse		142
No. of visits		1,550
No. Hemodonor treatments		107
No. principal investigators		20
No. of studies		35
Clinical trials/studies active during 2017		40
Platforms of public funded studies		11
Platforms of private funded studies		17
No. spaces used for monitoring/coordination/center selection visits, start up and close out visits		105

UEB (Statistic and Bioinformatics)

UEB services by type

	TOTAL N	TOTAL (%)
Teaching activities (Courses & Personalized)	5,704.5	35.0
Advanced Data Analysis		
High Throughput Data Analysis (Bioinformatics)	34,004.5	14,79.0
Data Analysis for Clinical Research (Biostatistics)	10,227.7	12,79.0
Statistical & methodological consultancy services		4,00.0
Scientific Data Management		
Solutions & applications development	6,34.0	147.0
Report writing (of consultancy/statistical analyses/reports/ etc)		
Hosting of UEB resources	400.0	17.0
TOTAL	50,777.0	11,00.0

UEB results by user type

	TOTAL (N)	TOTAL (%)(UEB)
Internal	19,171.0	5,00.0
UEB	11,00.0	2,00.0
TOTAL	1,00.0	7,00.0
External Vihuman	17,7.0	2,0.0
Support Units	1,00.0	1,00.0
TOTAL	50,777.0	11,00.0

ARO (Academic Research Organization)

Services we have worked with

Oncology	4
Digestive System	1
Rheumatology	1
Dermatology	1
Cardiology	4
Urology	1
Infectious Diseases	1
Hematology	1
Hepatology	1
Surgery	1
Allergology	1
Gynecology	1
Transplant	1
Gastroenterology	1
Endocrinology	1
Dermatology	1
Pneumology	1
Gerontology	1
Psychiatry	1
Anesthesiology	1
Emergency	1
Anesthesiology	1
Pediatric Gastroenterology	1
TOTAL	30

Phases of the studies

Development area

36 NATIONALE

17 INTERNATIONALE

Centers participating

20 HOSPITAL

33 HOSPITAL

Promotor

6 | 11.32% HOSPITAL GRANT

23 | 43.40% VHIR

3 | 5.66% PHARMACEUTICAL LABORATORIES

17 | 32.08% HOSPITAL

4 | 7.55% UNIVERSITY

Clinical studies managed through Hathaway

	N	%
SCIMA	12	24,00
VEXUS	12	7,00
Out of Hathaway	26	47,00

© 2018 Vall d'Hebron Institute of Oncology Hospital Universitari Vall d'Hebron, VHIO. Universitat de Barcelona

Innovation

188
INNOVATION REQUESTS

160
PATENTS

Evolution of patents*

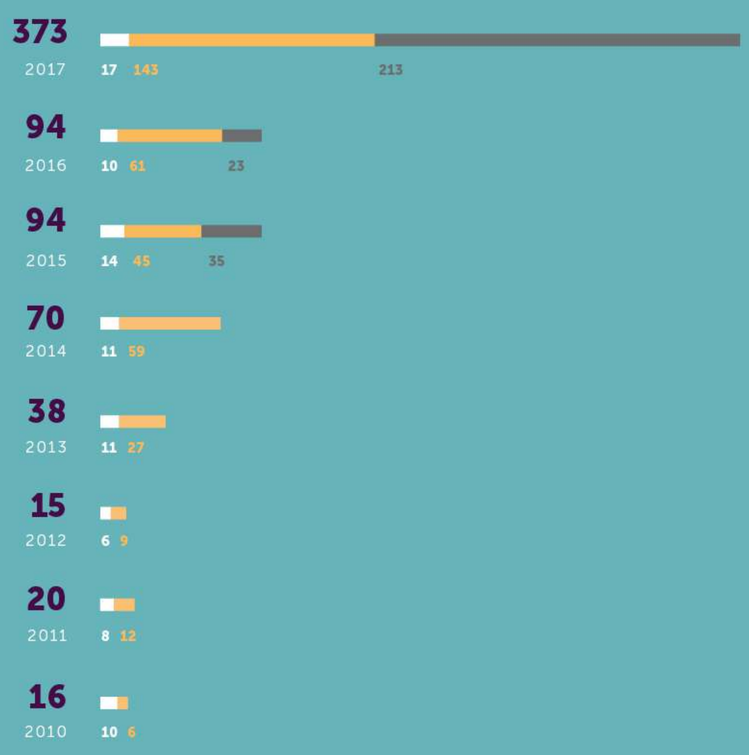

Priority patents (national and international) | Extensions (PCTS and entry in national phases) | Denied/ Abandoned | TOTAL

* From 2015, patents are separated by active (Priority and Extensions) and the denied ones.

Evolution of committed revenues from innovation activity

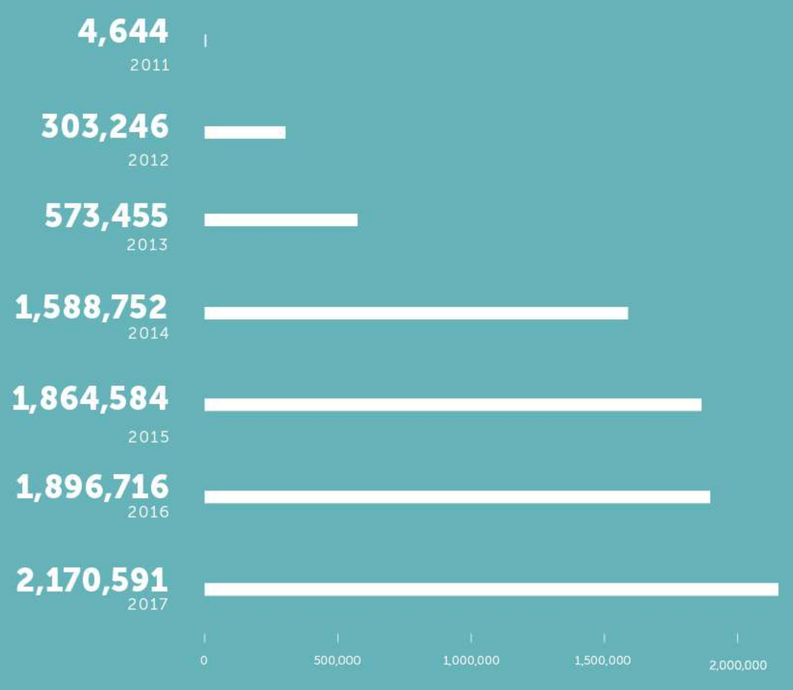

© FIR-HUVH Fundació Institut de Recerca Hospital Universitari Vall d'Hebron 2017 | Developed by: ondeuev

Human resources

Staff

1,627 TOTAL

1,031 RESEARCH

596 SUPPORTING RESEARCH

Evolution of the staff

RESEARCH STAFF	1,031
Researchers	683
Predocs	211
Postdocs	137

SUPPORT	596
Laboratory	95
Administrative	120
Graduates	197
Nurses	117
Others	67

Evolution of the staff

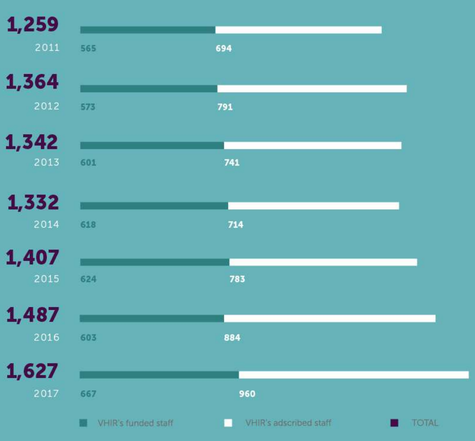

Contracting entities

VHIR and HUVH staff by gender, age and nationality:

38% MALE

62% FEMALE

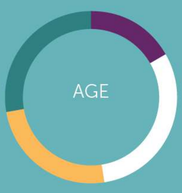

17% <30

31% 30-40

25% 41-50

28% >50

1,513 NATIONALS

114 INTERNATIONALS

Internationalization

	♂	♀	TOTAL
ARGENTINA	1	6	7
BOLIVIA	2	0	2
BRAZIL	0	1	1
CANADA	1	0	1
CHILE	1	1	2
COLOMBIA	3	4	7
CROATIA	0	1	1
ECUADOR	1	2	3
FRANCE	1	3	4
GERMANY	1	2	3
GUATEMALA	0	1	1
HUNGARY	0	1	1
INDIA	1	1	2
IRELAND	1	0	1
ISRAEL	0	1	1
ITALY	11	23	34
KAZAKHSTAN	0	1	1
LEBANON	0	1	1
MEXICO	3	3	6
NETHERLANDS	0	1	1
NORWAY	1	0	1
PALESTINE	1	0	1
PARAGUAY	0	1	1
POLAND	0	1	1
PORTUGAL	0	5	5
ROMANIA	0	2	2
RUSSIA	1	0	1
SENEGAL	1	0	1
SLOVAKIA	0	1	1
URUGUAY	0	1	1
VENEZUELA	2	3	5
TOTAL	33	67	100

© PIR-HUVH Fundació Institut de Recerca Hospital Universitari Vall d'Hebron 2017 | Developed by: ondeuev

Media

Website vhir.org

844,234 VISITED PAGES

531,987 SINGLE USERS

616,759 VISITS

164 NEWS ON THE WEB

Social Media

5,122 LIKES

15,353 FOLLOWERS

6,759 FOLLOWERS

315,900 ACCUMULATED VIEWS

Social Media Metrics Impact

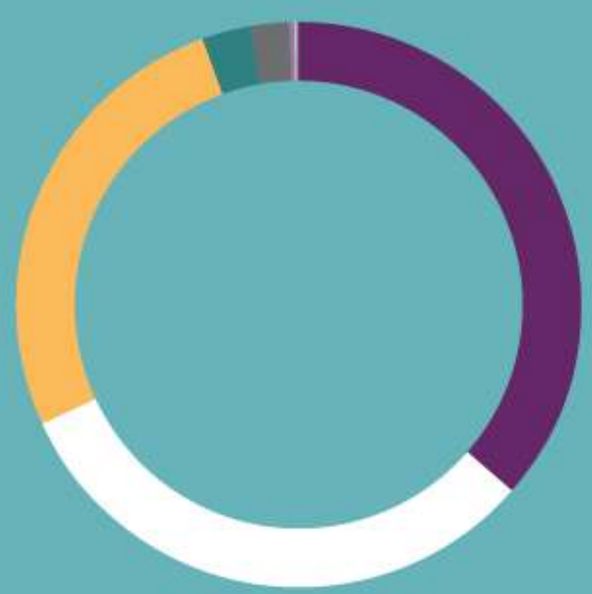

28,755 POST

25,074 ACCOUNT

20,811 TWITTER

2,120 FACEBOOK

1,806 MSN

124 FEEDS

58 GOOGLE PLUS

53 RDTS

44 RH

1,642 of 235,125 (0.69%)

PUBLICATIONS IN SOCIAL MEDIA

28,092.937

SCORE ALMETRICS

28,092.937/235,125=0.119

AVERAGE IMPACT

© FIR-HUVH Fundació Institut de Recerca Hospital Universitari Vall d'Hebron 2017 | Developed by: ondeuev

Summary

Staff

Staff with professional relationship with the Institute *Part of the staff can belong to two or more categories	1627
Principal Investigators (PI) (*: understanding PI as a principal investigator in a research project or trial)	237 (70,5%)*
PhD researchers and %ICS	546 (75.64%)
Collaborator researchers and %ICS	785 (92.99%)
Researchers subordinated to short term projects	390
Researchers in training	188
Scientific support staff % ICS	395 (35.94%)
Core facilities staff	77
Management and administration	83
General services and maintenance	17
Researchers funded partially or totally through competitive tenders and research networks	262
Staff Ratio **(Management and administration + General services and maintenance) / Principal Researcher**	0.42

Research Activity

Research projects granted on 2017	87
Ongoing research projects	330
Ongoing clinical trials	1015

Scientific production

Total of publications	1,075
Original articles published in indexed journals **Including reviews, letters, editorials and clinical guidelines*	960*
Total impact factor reached through indexed journals	4.877,49
Percentage of publications in the 1st decil	26%
Percentage of publications in the 1st quartile	56%
Clinical guides	15
Granted patents or utility models	104
Transferred patents or utility models	73
Start-ups o spin-offs created	4
Ratio published articles / researchers (senior, postdoc, in training)	1,46*

Economic Figures

Funds collected with a competitive origin (M€)	11,3
Funds collected with a non competitive origin (M€)	17,8
Direct funds from Generalitat de Catalunya (M€)	2.1
Total overheads from competitive and non competitive funded projects (M€)	7,4
Ratio **(competitive + non competitive funds)/Direct funds from Generalitat de Catalunya (M€)**	13.9

*Updated at "22/05/2018".

© FIR-HUVH Fundació Institut de Recerca Hospital Universitari Vall d'Hebron 2017 | Developed by: ondeuev