Vall d'Hebron Institut de Recerca | Vall d'Hebron

Annual Report 2018

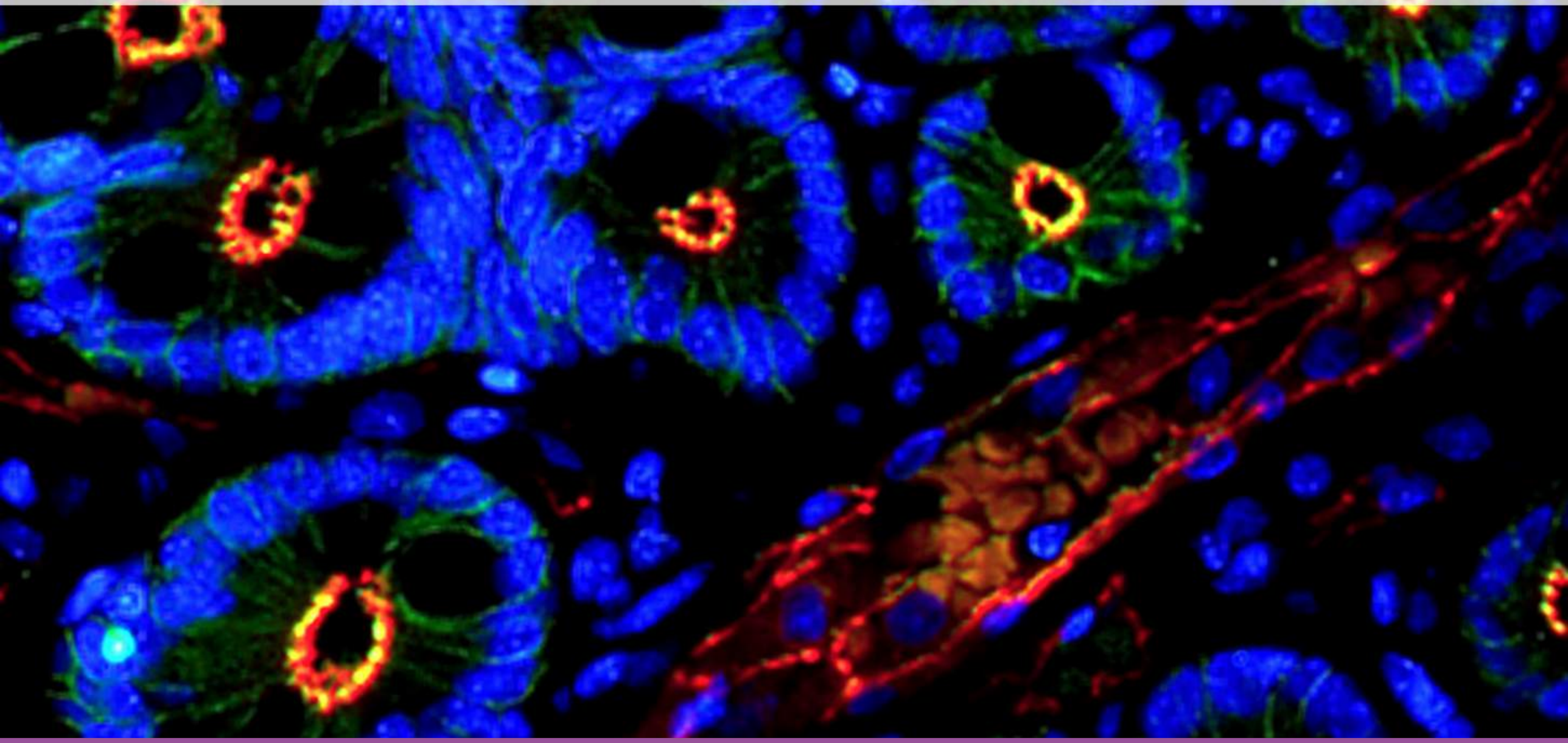

Vall d'Hebron | Vall d'Hebron Hospital | Generalitat de Catalunya Departament de Salut | Institut Català de la Salut | UAB Universitat Autònoma de Barcelona | Generalitat de Catalunya Departament d'Economia i Coneixement | CERCA Centres de Recerca de Catalunya

© FIR-HUVH Fundació Institut de Recerca Hospital Universitari Vall d'Hebron 2019 | Developed by: ondeuev

Editorial from our Director

Further together

The results that you will be seeing in this annual report prove that Vall d'Hebron Institute of Research (VHIR) is one of the leading biomedicine centers linked to a hospital. This feat has been possible thanks to the hard work of our researchers with the help of our support teams. This report summarizes, for instance, our five top scientific advances of 2018. Advances in brain disorders, glioblastoma, heart diseases, stroke or Non-Alcoholic SteatoHepatitis (NASH) are a very good portrait of the variety of acknowledged publications made by our research groups. We are very proud of all of them, but we are especially proud that three of them are led by women.

In order to arrive here and extend the impact of these results, we know that we need to increase our relationship with the main inner and external partners. It's necessary to cooperate with our near allies, being a partner for our neighbors and find the links with our equals in other territories. With these alliances we will become stronger and our outputs will improve. First of all, with Vall d'Hebron Institute of Oncology (VHIO), a world reference in the research of cancer, we have a very important agreement in our respective daily activity as we share ambitions and objectives under the umbrella of Vall d'Hebron Campus. VHIO joined the Vall d'Hebron Health Accredited Center last year, which will certainly strengthen Vall d'Hebron leadership, as together we are stronger and can go further.

The second alliance highlighted during 2018 is a project in which all the research institutes of the Catalan Health Institute are going to work together, to save duplicated efforts and achieve common goals. A long time expected agreement which began just last year and that is still developing and will be a source of great advances for health research in Catalonia. VHIR has an important role in the research of our country, but only a strong alliance with the other agents of the system will allow us to make our goals a reality.

In Europe we are part of EUHA, the powerful alliance of the greatest University Hospitals, since 2017. Talking about research, 2018 was a year of decisive meetings and great steps forward from which very important decisions will emerge in the coming years. For instance, Vall d'Hebron is going to be the leader of a great European project which will change the paradigm of clinical trials thanks to our experience in this field, which has been recognized by our European partners and industry. We have surpassed the 1,000 active clinical trials on the Vall d'Hebron Campus, more than half in early phases, the ones with the highest risk and at the same time with the highest added value. More than 50% in experimental oncology, where Vall d'Hebron is a world leader, and others in areas such as innovative therapies, transplants, paediatrics, rare diseases, neurology and other medical and clinical specialties.

Vall d'Hebron is also a partner of choice for most pharmaceutical companies, both global and local, due to the talent of our professionals and for the rigor and excellence of the projects that are carried out. It is also worth mentioning the economic impact this activity has for the country's health system: the clinical research developed in Vall d'Hebron results in direct savings in medication which is contributed by the promoters of the different trials for treatments of patients taking part in the clinical trials. All this activity has the same objective: to advance the knowledge and validation of drugs, medical devices and diagnostic, surgical and therapeutic techniques, in order to bring the medicine from the future to the present.

During 2018 the new building project also continued to be an essential goal of our institution that worked with the architectonical, functional and financial plans to make it possible in a very near future. We made advances in the distribution of the labs and other common research areas, in great part thanks to our researchers' contribution. Their participation has been and continues to be a substantial part of the final picture of the building as they are going to be the center of its activity. Our new home will be ready during the first years of the 2020's but meanwhile we have a hard and exciting task in front of us.
During the past years this annual report has been an example of an important strategy for us, to outreach and open our research to patients and citizens in general. We made a step forward last year with the creation of the Responsible Research and Innovation (RRI) strategy that continues to be a core piece of our activity and that is also explained in this report.

We are well aware that we serve people, should inform them of our activity and they must be part of what we do. We will not be able to achieve our mission to better their lives if they do not become our partners in this exciting journey and I hope that this report helps bring forward the accountability of our research, shows how much we care and visualises the wonderful effort that goes into realising this shared goal.

Dr. Joan Comella

VHIR's Director

This is the script of a dream which is going to be a reality very soon for our researchers.

© FIR-HUVH Fundació Institut de Recerca Hospital Universitari Vall d'Hebron 2019 | Developed by: ondeuev

Organization Chart

Governing bodies

Research

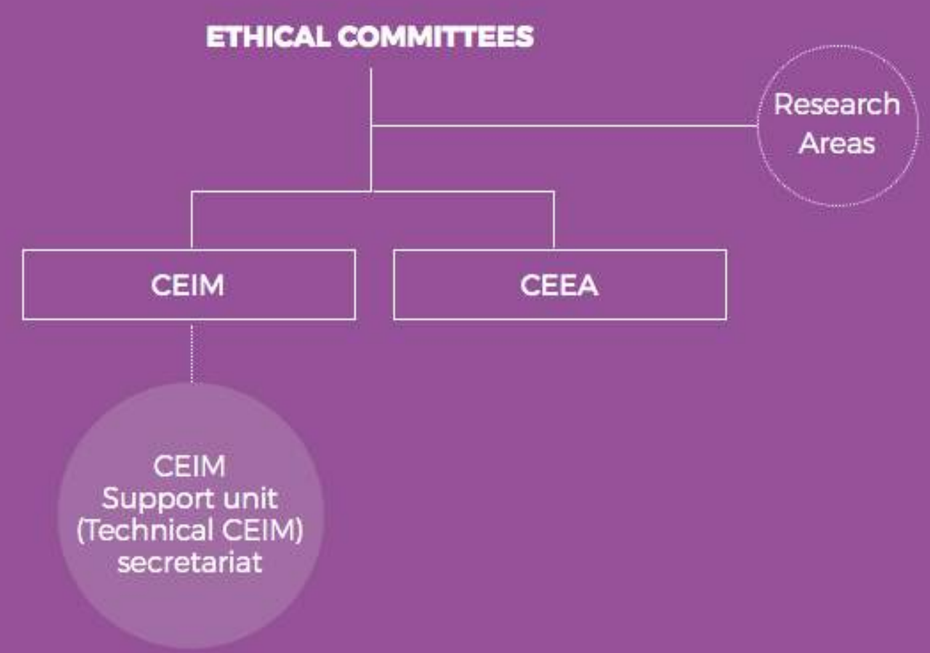

Administrative Structure

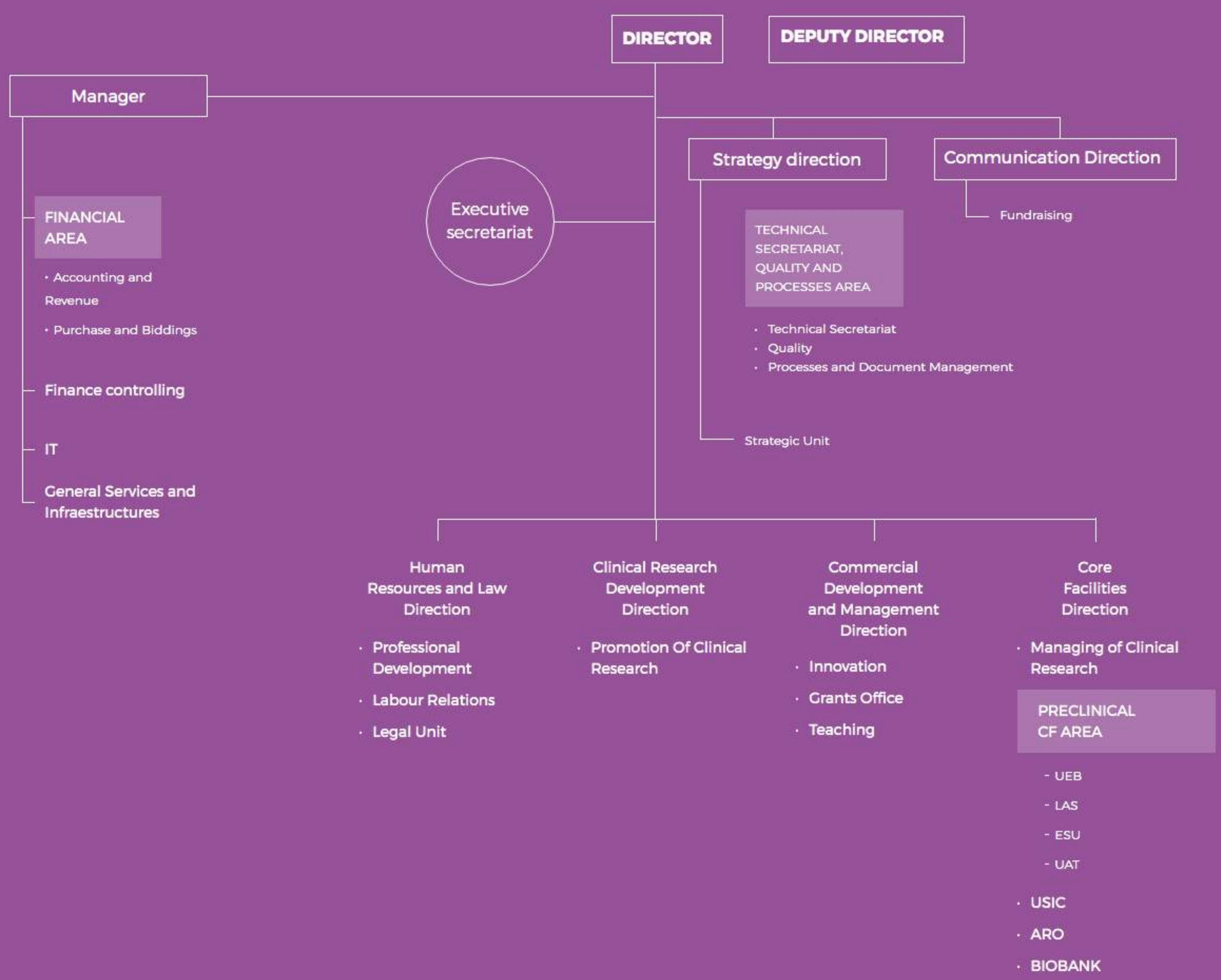

© FIR-HUVH Fundació Institut de Recerca Hospital Universitari Vall d'Hebron 2019 | Developed by: ondeuev

Oncology

Overview

The Oncology research area is composed by nine groups addressing the principal unsolved issues in cancer. Their research covers fields such as child and adolescent cancer, melanoma, Gynecology, Urology, cancer stem cells and the molecular mechanisms of the tumor pathologies.

There are also three groups from the CIBBIM-Nanomedicine. These groups study the use of nanotechnology in biomedical applications to improve therapeutic strategies and diagnostics.

Publications

125	725.353	5.803
TOTAL	IMPACT FACTOR	AVERAGE IMPACT FACTOR

SELECT RESEARCH GROUP

Research Areas

< Oncology

Vascular Biology and Metabolism (VAM)

Neurosciences

Infectious Diseases

Digestive and Liver Diseases

Immunomediated Diseases and Innovative Therapies

Research in Surgery

Obstetrics, Pediatrics and Genetics

© FIR-HUVH Fundació Institut de Recerca Hospital Universitari Vall d'Hebron 2019 | Developed by: ondeuev

Oncology

Overview

The Oncology research area is composed by nine groups addressing the principal unsolved issues in cancer. Their research covers fields such as child and adolescent cancer, melanoma, Gynecology, Urology, cancer stem cells and the molecular mechanisms of the tumor pathologies.

There are also three groups from the CIBBIM-Nanomedicine. These groups study the use of nanotechnology in biomedical applications to improve therapeutic strategies and diagnostics.

Publications

125 TOTAL

725.353 IMPACT FACTOR

5.803 AVERAGE IMPACT FACTOR

Translational Molecular Pathology

Group Leader: Santiago Ramon y Cajal Agüeras

team | zoom | download

Overview | Publications | Main research projects

39 TOTAL

310.348 IMPACT FACTOR

7.958 AVERAGE IMPACT FACTOR

SELECTED ARTICLES

Ramon Y Cajal S, Castellvi J, Hümmer S, Peg V, Pelletier J, Sonenberg N.
Beyond molecular tumor heterogeneity: protein synthesis takes control.
Oncogene. 2018 May;37(19):2490-2501.
doi: 10.1038/s41388-018-0152-0
IF: 6.854

Carrió M, Gel B, Terribas E, Zucchiatti AC, Moliné T, Rosas I, Teulé Á, Ramón Y Cajal S, López-Gutiérrez JC, Blanco I, Castellanos E, Lázaro C,Stemmer-Rachamimov A, Romagosa C, Serra E.
Analysis of intratumor heterogeneity in Neurofibromatosis type 1 plexiform neurofibromas and neurofibromas with atypical features: Correlating histological and genomic findings.
Hum Mutat. 2018 May 17.
doi: 10.1002/humu.23552.
IF: 5.359

Priego N, Zhu L, Monteiro C, Mulders M, Wasilewski D, Bindeman W, Doglio L, Martínez L, Martínez-Saez E, Cajal SRY, Megías D, Hernández-Encinas E, Blanco-Aparicio C, Martínez L, Zarzuela E, Muñoz J, Fustero-Torres C, Pineiro E, Hernández-Laín A, Bertero L, Poli V, Sánchez-Martínez M, Menendez JA, Soffietti R, Bosch-Barrera J, Valiente M.
STAT3 labels a subpopulation of reactive astrocytes required for brain metastasis.
Nat Med. 2018 Jun 11
doi: 10.1038/s41591-018-0044-4
IF: 32.621

Robichaud N, Hsu BE, Istomine R, Alvarez F, Blagih J, Ma EH, Morales SV, Dai DL, Li G, Souleimanova M, Guo Q, Del Rincon SV, Miller WH Jr, Ramón Y Cajal S, Park M, Jones RG, Piccirillo CA, Siegel PM, Sonenberg N.
Translational control in the tumor microenvironment promotes lung metastasis: Phosphorylation of eIF4E in neutrophils.
Proc Natl Acad Sci U S A. 2018 Mar 6;115(10):E2202-E2209.
doi: 10.1073/pnas.1717439115.
IF: 9.504

Méndez O, Peg V, Salvans C, Pujals M, Fernández Y, Abasolo I, Pérez J, Matres A, Valeri M, Gregori J, Villarreal L, Schwartz S Jr, Ramon Y Cajal S, Tabernero J, Cortés J, Arribas J, Villanueva J.
Extracellular HMGA1 Promotes Tumor Invasion and Metastasis in Triple-Negative Breast Cancer.
Clin Cancer Res. 2018 Dec 15;24(24):6367-6382.
doi: 10.1158/1078-0432.
IF: 10.199

VIEW ALL PUBLICATIONS >

Research Areas

< Oncology

Vascular Biology and Metabolism (VAM)

Neurosciences

Infectious Diseases

Digestive and Liver Diseases

Immunomediated Diseases and Innovative Therapies

Research in Surgery

Obstetrics, Pediatrics and Genetics

© FIR-HUVH Fundació Institut de Recerca Hospital Universitari Vall d'Hebron 2019 | Developed by: ondeuev

Oncology

Overview

The Oncology research area is composed by nine groups addressing the principal unsolved issues in cancer. Their research covers fields such as child and adolescent cancer, melanoma, Gynecology, Urology, cancer stem cells and the molecular mechanisms of the tumor pathologies.

There are also three groups from the CIBBIM-Nanomedicine. These groups study the use of nanotechnology in biomedical applications to improve therapeutic strategies and diagnostics.

Publications

125	725.353	5.803
TOTAL	IMPACT FACTOR	AVERAGE IMPACT FACTOR

CIBBIM – Nanomedicine. Drug delivery and targeting

Group Leader: Simó Schwartz Navarro

team zoom download

Overview | Publications | Main research projects | Patents

13	74.454	5.727
TOTAL	IMPACT FACTOR	AVERAGE IMPACT FACTOR

SELECTED ARTICLES

Méndez O, Peg V, Salvans C, Pujals M, Fernández Y, Abasolo I, Pérez J, Matres A, Valeri M, Gregori J, Villarreal L, Schwartz S Jr, Ramon Y Cajal S, Tabernero J, Cortés J, Arribas J, Villanueva J. Extracellular HMGA1 Promotes Tumor Invasion and Metastasis in Triple-Negative Breast Cancer.
Clin Cancer Res. 2018 Dec 15;24(24):6367-6382. DOI: 10.1158/1078-0432.CCR-18-0517
IF: 10,199

Rafael D, Gener P, Andrade F, Seras-Franzoso J, Montero S, Fernández Y, Arango D, Sayós J, Abasolo I, Schwartz S Jr*, Videira M*. AKT2 siRNA delivery with amphiphilic-based polymeric micelles show efficacy against Cancer Stem Cells. (*co-corresponding authors).
Drug Delivery, 2018 Nov;25(1):961-972.
DOI: 10.1080/10717544.2018.1461276
IF: 6,402

Gener P, Seras-Franzoso J, González-Callejo P, Andrade F, Rafael D, Martínez F, Montero S, Arango D, Sayós J, Abasolo I, Schwartz S Jr.
Dynamism, Sensitivity, and Consequences of Mesenchymal and Stem-Like Phenotype of Cancer Cells.
Stem Cells Int., 2018 Oct 10;2018:4516454 (review)
DOI: 10.1155/2018/4516454
IF: 3,989

Rafael D, Martínez F, Andrade F, Seras-Franzoso J, Gener P, Sayós J, Arango D, Abasolo I, Schwartz S Jr.
Efficient EFGR mediated siRNA delivery to Breast Cancer Cells by Cetuximab Functionalized Pluronic® F127/Gelatin.
Chem. Eng. J., Volume 340, 15 May 2018, Pages 81-93
doi.org/10.1016/j.cej.2017.12.114
IF: 6,735

Rocas P, Fernandez Y, Garcia-Aranda N, Foradada L, Calvo P, Aviles P, Guillen MJ, Schwartz S Jr, Rocas J, Albericio F, Abasolo I
Improved Pharmacokinetic Profile of Lipophilic Anti-Cancer Drugs Using alphanubeta3-targeted Polyurethane-Polyurea Nanoparticles.
Nanomedicine. 2018 Feb;14(2):257-267. doi: 10.1016/j.nano.2017.10.009.
DOI: 10.1016/j.nano.2017.10.009
IF: 6,5

VIEW ALL PUBLICATIONS >

© FIR-HUVH Fundació Institut de Recerca Hospital Universitari Vall d'Hebron 2019 | Developed by: ondeuev

Oncology

Overview

The Oncology research area is composed by nine groups addressing the principal unsolved issues in cancer. Their research covers fields such as child and adolescent cancer, melanoma, Gynecology, Urology, cancer stem cells and the molecular mechanisms of the tumor pathologies.

There are also three groups from the CIBBIM-Nanomedicine. These groups study the use of nanotechnology in biomedical applications to improve therapeutic strategies and diagnostics.

Publications

125	725.353	5.803
TOTAL	IMPACT FACTOR	AVERAGE IMPACT FACTOR

Translational Research in Child and Adolescent Cancer

Group Leaders: Soledad Gallego and Josep Sánchez de Toledo

team zoom download

Overview | Publications | Main research projects | Patents

20	139.427	6.971
TOTAL	IMPACT FACTOR	AVERAGE IMPACT FACTOR

SELECTED ARTICLES

Bisogno G, Jenney M, Bergeron C, Gallego Melcón S, Ferrari A, Oberlin O, Carli M, Stevens M, Kelsey A, De Paoli A, Gaze MN, Martelli H, Devalck C, Merks JH, Ben-Arush M, Glosli H, Chisholm J, Orbach D, Minard-Colin V, De Salvo GL;
European paediatric Soft tissue sarcoma Study Group. Addition of dose-intensified doxorubicin to standard chemotherapy for rhabdomyosarcoma (EpSSG RMS 2005): a multicentre, open-label, randomised controlled, phase 3 trial.
Lancet Oncol. 2018 Aug;19(8):1061-1071.
DOI: 10.1016/S1470-2045(18)30337-1.
IF: 36.4

Gambera S, Abarrategi A, González-Camacho F, Morales-Molina Á, Roma J, Alfranca A,, García-Castro J.
Clonal dynamics in osteosarcoma defined by RGB marking.
Nat Commun. 2018 Sep 28;9(1):3994.
DOI: 10.1038/s41467-018-06401-z
IF: 12.4

Locatelli F, Mauz-Koerholz C, Neville K, Llort A, Beishuizen A, Daw S, Pillon M, Aladjidi N, Klingebiel T, Landman-Parker J, Medina-Sanson A, August K, Sachs J, Hoffman K, Kinley J, Song S, Song G, Zhang S, Suri A, Gore L.
Brentuximab vedotin for paediatric relapsed or refractory Hodgkin's lymphoma and anaplastic large-cell lymphoma: a multicentre, open-label, phase 1/2 study.
Lancet Haematol. 2018 Oct;5(10):e450-e461.
DOI: 10.1016/S2352-3026(18)30153-4
IF: 10.7

Martínez-Ricarte F#, Mayor R#, Martínez-Sáez E, Rubio-Pérez C, Pineda E, Cordero E, Cicuéndez M, Poca MA,, López-Bigas N, Ramon Y Cajal S,, Vieito M, Carles J, Tabernero J, Vivancos A, Gallego S, Graus F, Sahuquillo J, Seoane J.
Molecular Diagnosis of Diffuse Gliomas through Sequencing of Cell-Free Circulating Tumor DNA from Cerebrospinal Fluid.
Clin Cancer Res. 2018 Jun 15;24(12):2812-2819.
DOI: 10.1158/1078-0432.CCR-17-3800
IF:10.2

Jubierre L, Jiménez C, Rovira E, Soriano A, Sábado C, Gros L, Llort A, Hladun R,, Roma J, Toledo JS,, Gallego S,, Segura MF.
Targeting of epigenetic regulators in neuroblastoma.
Exp Mol Med. 2018 Apr 27;50(4):51.
DOI: 10.1038/s12276-018-0077-2
IF: 5.58

VIEW ALL PUBLICATIONS >

Research Areas

< Oncology

Vascular Biology and Metabolism (VAM)

Neurosciences

Infectious Diseases

Digestive and Liver Diseases

Immunomediated Diseases and Innovative Therapies

Research in Surgery

Obstetrics, Pediatrics and Genetics

© FIR-HUVH Fundació Institut de Recerca Hospital Universitari Vall d'Hebron 2019 | Developed by: ondeuev

Oncology

Overview

The Oncology research area is composed by nine groups addressing the principal unsolved issues in cancer. Their research covers fields such as child and adolescent cancer, melanoma, Gynecology, Urology, cancer stem cells and the molecular mechanisms of the tumor pathologies.

There are also three groups from the CIBBIM-Nanomedicine. These groups study the use of nanotechnology in biomedical applications to improve therapeutic strategies and diagnostics.

Publications

125	725.353	5.803
TOTAL	IMPACT FACTOR	AVERAGE IMPACT FACTOR

Biomedical Research in Urology

Group Leader: Joan Morote Robles

team zoom download

Overview | Publications | Main research projects

10	22.170	2.217
TOTAL	IMPACT FACTOR	AVERAGE IMPACT FACTOR

SELECTED ARTICLES

Herrera D, Orellana-Serradell O, Villar P, Torres MJ, Paciucci R, Castellón EA, Contreras HR.
Silencing of the transcriptional factor ZEB1 alters the steroidogenic pathway, and increases the concentration of testosterone and DHT in DU145 cells.
Oncol Rep. 2019 Feb;41(2):1275-1283. (Epub 2018 Nov 26.)
doi: 10.3892/or.2018.6885.
IF: 2.976 Q3

Said R, Garcia-Mayea Y, Trabelsi N, Setti Boubaker N, Mir C, Blel A, Ati N, Paciucci R, Hernández-Losa J, Rammeh S, Derouiche A, Chebil M, LLeonart ME, Ouerhani S.
Expression patterns and bioinformatic analysis of miR-1260a and miR-1274a in Prostate Cancer Tunisian patients.
Mol Biol Rep. 2018 Dec;45(6):2345-2358.
doi: 10.1007/s11033-018-4399-x.
IF: 1.89 Q3

Espinoza F, Cecchini L, Morote J, Marcos R, Pastor S.
Micronuclei frequency in urothelial cells of bladder cancer patients, as a biomarker of prognosis.
Environ Mol Mutagen. 2019 Mar;60(2):168-173.
doi: 10.1002/em.22252.
IF: 3.25 Q2

Morote J, Comas I, Planas J, Maldonado X, Celma A, Placer J, Ferrer R, Carles J, Regis L.
Serum Testosterone Levels in Prostate Cancer Patients Undergoing Luteinizing Hormone-Releasing Hormone Agonist Therapy.
Clin Genitourin Cancer. 2018 Apr;16(2):e491-e496.
doi: 10.1016/j.clgc.2017.10.025.
IF: 2.54 Q2

Morote J, Tabernero ÁJ, Álvarez-Ossorio JL, Ciria JP, Domínguez-Escrig JL, Vázquez F, Angulo J, López FJ, de La Iglesia R, Romero J; Grupo de investigación ANAMEM.
Cognitive function in patients on androgen suppression: A prospective, multicentric study.
Actas Urol Esp. 2018 Mar;42(2):114-120.
doi: 10.1016/j.acuro.2017.04.007.
IF: 1.26 Q4

VIEW ALL PUBLICATIONS >

© FIR-HUVH Fundació Institut de Recerca Hospital Universitari Vall d'Hebron 2019 | Developed by: ondeuev

Oncology

Overview

The Oncology research area is composed by nine groups addressing the principal unsolved issues in cancer. Their research covers fields such as child and adolescent cancer, melanoma, Gynecology, Urology, cancer stem cells and the molecular mechanisms of the tumor pathologies.

There are also three groups from the CIBBIM-Nanomedicine. These groups study the use of nanotechnology in biomedical applications to improve therapeutic strategies and diagnostics.

Publications

125	725.353	5.803
TOTAL	IMPACT FACTOR	AVERAGE IMPACT FACTOR

Biomedical Research in Gynecology

Group Leader: Antonio Gil Moreno

team zoom download

Overview | Publications | Main research projects | Patents

19	79.981	4,210.
TOTAL	IMPACT FACTOR	AVERAGE IMPACT FACTOR

SELECTED ARTICLES

Vallvé-Juanico J, Barón C, Suárez-Salvador E, Castellví J, Ballesteros A, Gil-Moreno A, Santamaria X
Lgr5 Does Not Vary Throughout the Menstrual Cycle in Endometriotic Human Eutopic Endometriu
Int J Mol Sci. 2018 Dec 21;20(1). pii: E22.
DOI: 10.3390/ijms20010022
IF: 3,687 Q2

Sabadell J, Salicrú S, Montero-Armengol A, Rodriguez-Mias N, Gil-Moreno A, Poza JL.
External validation of de novo stress urinary incontinence prediction model after vaginal prolapse surgery
Int Urogynecol J. 2018 Nov 15.
DOI: 10.1007/s00192-018-3805-1
IF: 6,083 Q2

Suarez Salvador E, Haladjian MC, Bradbury M, Cubo-Abert M, Manalich Barrachina L, Vila Escude E, Puig OP, Gil-Moreno A.
Laparoscopic Isthmocele Repair with Hysteroscopic Assistance.
J Minim Invasive Gynecol. 2018 May – Jun;25(4):576-577.
DOI: 10.1016/j.jmig.2017.10.005.
IF: 3.06 Q1

Cuppens T, Moisse M, Depreeuw J, Annibali D, Colas E, Gil-Moreno A, Huvila J, Carpén O, Zikán M, Matias-Guiu X, Moerman P, Croce S, Lambrechts D, Amant F.
Integrated genome analysis of uterine leiomyosarcoma to identify novel driver genes and targetable pathways
Int J Cancer. 2018 Mar 15;142(6):1230-1243.
DOI: 10.1002/ijc.31129
IF: 6,513 Q1

Elena Martinez-Garcia, Carlos Lopez-Gil, Irene Campoy, Julia Vallve, Eva Coll, Silvia Cabrera, Santiago Ramon y Cajal, Xavier Matias-Guiu, Jaume Reventos, Antonio Gil-Moreno, Eva Colas
Advances in endometrial cancer protein biomarkers for use in the clinic
Expert Rev Proteomics. 2018 Jan;15(1):81-99.
DOI: 10.1080/14789450.2018.1410061
IF: 3,849 Q1

VIEW ALL PUBLICATIONS >

© FIR-HUVH Fundació Institut de Recerca Hospital Universitari Vall d'Hebron 2019 | Developed by: ondeuev

Oncology

Overview

The Oncology research area is composed by nine groups addressing the principal unsolved issues in cancer. Their research covers fields such as child and adolescent cancer, melanoma, Gynecology, Urology, cancer stem cells and the molecular mechanisms of the tumor pathologies.

There are also three groups from the CIBBIM-Nanomedicine. These groups study the use of nanotechnology in biomedical applications to improve therapeutic strategies and diagnostics.

Publications

125	725.353	5.803
TOTAL	IMPACT FACTOR	AVERAGE IMPACT FACTOR

Biomedical Research in Melanoma

Group Leader: Juan Angel Recio Conde

team zoom download

Overview | Publications | Main research projects

10	59.004	5.900
TOTAL	IMPACT FACTOR	AVERAGE IMPACT FACTOR

SELECTED ARTICLES

TET2 controls chemoresistant slow-cycling cancer cell survival and tumor recurrence.

Puig I, Tenbaum SP, Chicote I, Arqués O, Martínez-Quintanilla J, Cuesta-Borrás E, Ramírez L, Gonzalo P, Soto A, Aguilar S, Eguizabal C, Caratù G, Prat A, Argilés G, Landolfi S, Casanovas O, Serra V, Villanueva A, Arroyo AG, Terracciano L, Nuciforo P, Seoane J, Recio JA, Vivancos A, Dienstmann R, Tabernero J, Palmer HG. J Clin Invest. 2018 Aug 31;128(9):3887-3905.

doi: 10.1172/JCI96393. Epub 2018 Aug 6.

IF: 14.434

Early evolutionary divergence between papillary and anaplastic thyroid cancers.

Capdevila J, Mayor R, Mancuso FM, Iglesias C, Caratù G, Matos I, Zafón C, Hernando J, Petit A, Nuciforo P, Cameselle-Teijeiro JM, Álvarez V, Recio JA, Tabernero J, Matias-Guiu X, Vivancos A, Seoane J. Ann Oncol.

2018 Jun 1;29(6):1454-1460.

doi: 10.1093/annonc/mdy123

IF: 13.9.

Genetic Profiles of Squamous Cell Carcinomas Associated with Recessive Dystrophic Epidermolysis Bullosa Unveil NOTCH and TP53 Mutations and an Increased MYC Expression.

Sans-DeSanNicolas L, Caratú G, Vidal-Cortés O, Sanchez-Redondo S, Ferrer B, Mancuso F, González-Sanchez E, Pérez-Alea M, McGrail K, Hernandez-Losa J, Bodet D, Vivancos A, Garcia-Patos V, Recio JA. J Invest Dermatol. 2018 Jun;138(6):1423-1427.

doi: 10.1016/j.jid.2017.12.026.

Epub 2017 Dec 29

IF: 6.29

The Polycomb proteins RING1B and EZH2 repress the tumoral pro-inflammatory function in metastasizing primary cutaneous squamous cell carcinoma.

Hernández-Ruiz E, Toll A, García-Diez I, Andrades E, Ferrandiz-Pulido C, Masferrer E, Yébenes M, Jaka A, Gimeno J, Gimeno R, García-Patos V, Pujol RM, Hernández-Muñoz I.

Carcinogenesis. 2018 Mar 8;39(3):503-513. doi: 10.1093/carcin/bgz054

IF: 5.232

Tumour TIF1 mutations and loss of heterozygosity related to cancer-associated myositis.

Pinal-Fernandez I, Ferrer-Fabregas B, Trallero-Araguas E, Balada E, Martínez MA, Milisenda JC, Aparicio-Español G, Labrador-Horrillo M, Garcia-Patos V, Grau-Junyent JM, Selva-O'Callaghan A. Rheumatology (Oxford). 2018 Feb 1;57(2):388-396.

doi: 10.1093/rheumatology/kex413.

IF: 5.05

VIEW ALL PUBLICATIONS >

© FIR-HUVH Fundació Institut de Recerca Hospital Universitari Vall d'Hebron 2019 | Developed by: ondeuev

Oncology

Overview

The Oncology research area is composed by nine groups addressing the principal unsolved issues in cancer. Their research covers fields such as child and adolescent cancer, melanoma, Gynecology, Urology, cancer stem cells and the molecular mechanisms of the tumor pathologies.

There are also three groups from the CIBBIM-Nanomedicine. These groups study the use of nanotechnology in biomedical applications to improve therapeutic strategies and diagnostics.

Publications

125	725.353	5.803
TOTAL	IMPACT FACTOR	AVERAGE IMPACT FACTOR

Biomedical Research in Cancer Stem Cells

Group Leader: Matilde E. Lleonart



team zoom download

Overview | Publications | Main research projects

4	9.076	2.269
TOTAL	IMPACT FACTOR	AVERAGE IMPACT FACTOR

SELECTED ARTICLES

Autophagy inhibition as a promising therapeutic target for laryngeal cancer.
Garcia-Mayea Y, Mir C, Muñoz L, Benavente S, Castellvi J, Temprana J, Maggio V, Lorente J, Paciucci R, LLeonart ME*.
Carcinogenesis. 2019 May 3. pii: bgz080.
doi: 10.1093/carcin/bgz080.
IF= 5.072

Otologic, audiometric and speech findings in patients undergoing surgery for cleft palate.
Garcia-Vaquero C, Mir C, Graterol D, Ortiz N, Rochera-Villach MI, LLeonart ME*, Lorente J.
BMC Pediatr. 2018 Nov 8;18(1):350.
doi: 10.1186/s12887-018-1312-7.
IF= 2.042

Common Metabolic Pathways Implicated in Resistance to Chemotherapy Point to a Key Mitochondrial Role in Breast Cancer.
Abad E, García-Mayea Y, Mir C, Sebastian D, Zorzano A, Potesil D, Zdrahal Z, Lyakhovich A, Lleonart ME*.
Mol Cell Proteomics. 2019 Feb;18(2):231-244.
doi: 10.1074/mcp.RA118.001102. Epub 2018 Oct 29.
IF= 6.540

Expression patterns and bioinformatic analysis of miR-1260a and miR-1274a in Prostate Cancer Tunisian patients.
Said R, Garcia-Mayea Y, Trabelsi N, Setti Boubaker N, Mir C, Blel A, Ati N, Paciucci R, Hernández-Losa J, Rammeh S, Derouiche A, Chebil M, LLeonart ME*, Ouerhani S.
Mol Biol Rep. 2018 Dec;45(6):2345-2358.
doi: 10.1007/s11033-018-4399-x. Epub 2018 Sep 24.
IF= 1.889

The interplay between autophagy and tumorigenesis: exploiting autophagy as a means of anticancer therapy.
Lorente J, Velandia C, Leal JA, Garcia-Mayea Y, Lyakhovich A, Kondoh H, LLeonart ME*.
Biol Rev Camb Philos Soc. 2018 Feb;93(1):152-165.
doi: 10.1111/brv.12337. Epub 2017 May 2. Review.
IF= 11.7

VIEW ALL PUBLICATIONS >

© FIR-HUVH Fundació Institut de Recerca Hospital Universitari Vall d'Hebron 2019 | Developed by: ondeuev

Oncology

Overview

The Oncology research area is composed by nine groups addressing the principal unsolved issues in cancer. Their research covers fields such as child and adolescent cancer, melanoma, Gynecology, Urology, cancer stem cells and the molecular mechanisms of the tumor pathologies.

There are also three groups from the CIBBIM-Nanomedicine. These groups study the use of nanotechnology in biomedical applications to improve therapeutic strategies and diagnostics.

Publications

125	725.353	5.803
TOTAL	IMPACT FACTOR	AVERAGE IMPACT FACTOR

CIBBIM-Nanomedicine. Biomedical Research in Digestive Tract Tumors

Group Leader: Diego Arango

team zoom download

Overview | Publications | Main research projects

8	54.967	6.871
TOTAL	IMPACT FACTOR	AVERAGE IMPACT FACTOR

SELECTED ARTICLES

Dopeso H, Rodrigues P, Bilic J, Bazzocco S, Cartón-García F, Macaya I, Jimenez L, Martínez-Barriocanal A, Nieto R, Schwartz S Jr. Mariadason JM, Arango D.
Mechanisms of Inactivation of the Tumor Suppressor Gene RHOA in Colorectal Cancer. British Journal of Cancer 2018;118:106–116. Dec 5. doi: 10.1038/bjc.2017.420.
Impact Factor: 5.9

Serrano-Candelas E, Ainsua-Enrich E, Navinés-Ferrer A, Rodrigues P, García-Valverde A, Bazzocco S, Macaya I, Arribas J, Serrano C, Sayós J, Arango D, Martin M.**Silencing of adaptor protein SH3BP2 reduces KIT/PDGFRA receptors expression and impairs gastrointestinal stromal tumors growth.**
Mol Oncol. 2018 Jun 9. doi: 10.1002/1878-0261.12332. [Epub ahead of print] .
Impact Factor 5.3

Rafael D, Gener P, Andrade F, Seras-Franzoso J, Montero S, Fernández Y, Hidalgo M, Arango D, Sayós J, Florindo HF, Abasolo I, Schwartz S Jr, Videira M. **AKT2 siRNA delivery with amphiphilic-based polymeric micelles show efficacy against Cancer Stem Cells.**
Drug Delivery 2018 Nov;25(1):961-972. doi: 10.1080/10717544.2018.1461276.
Impact Factor: 4.8

Tögel L, Nightingale R, Wu R, Chüeh AC, Al-Obaidi S, Luk I, Dávalos-Salas M, Chionh F, Murone C, Buchanan DD, Chatterton Z, Sieber OM, Arango D, Tebbutt NC, Williams D, Dhillon AS, Mariadason JM.
DUSP5 is methylated in CIMP-high colorectal cancer but is not a major regulator of intestinal cell proliferation and tumorigenesis.
Scientific Reports 2018 Jan 29;8(1):1767. doi: 10.1038/s41598-018-20176-9.
Impact Factor: 4.0

Rafael D, Martínez F, Andrade F, Seras-Franzoso J, Garcia-Aranda N, Gener P, Sayós J, Arango D, Abasolo I, Schwartz S Jr.
Efficient EFGR mediated siRNA delivery to Breast Cancer Cells by Cetuximab Functionalized Pluronic F127/Gelatin. Chemical Engineering Journal. 2018 May 15;340:81-93. DOI https://doi.org/10.1016/j.cej.2017.12.114
Impact Factor: 6.7

VIEW ALL PUBLICATIONS >

© FIR-HUVH Fundació Institut de Recerca Hospital Universitari Vall d'Hebron 2019 | Developed by: ondeuev

Oncology

Overview

The Oncology research area is composed by nine groups addressing the principal unsolved issues in cancer. Their research covers fields such as child and adolescent cancer, melanoma, Gynecology, Urology, cancer stem cells and the molecular mechanisms of the tumor pathologies.

There are also three groups from the CIBBIM-Nanomedicine. These groups study the use of nanotechnology in biomedical applications to improve therapeutic strategies and diagnostics.

Publications

125	725.353	5.803
TOTAL	IMPACT FACTOR	AVERAGE IMPACT FACTOR

CIBBIM-Nanomedicine Diagnostic Nanotools (DINA)

Group Leader: Eva Baldrich Rubio

team zoom download

Overview | Publications | Main research projects

4	25.005	6.251
TOTAL	IMPACT FACTOR	AVERAGE IMPACT FACTOR

SELECTED ARTICLES

G Ruiz-Vega, A García-Robaina, M Ben Ismail, H Passamar, T Garcia-Berrocoso, J Montaner, M Zourob, A Othmane, F.J del Campo, E Baldrich
Detection of plasma MMP-9 within minutes. Unveiling some of the clues to develop fast and simple electrochemical magneto-immunosensors
Biosens Bioelectron. 2018, 115: 45-52.
DOI: 10.1002/celc.201600902.
IF2017 = 8.173

E de la Serna, E Martínez-García, T García-Berrocoso, A Penalba, A Gil-Moreno, E Colas, J Montaner, E Baldrich
Using polyHRP to produce simplified immunoassays and electrochemical immunosensors. Application to MMP-9 detection in plasma and uterine aspirates.
Sens Act B. 2018, 269: 377-384.
IF2017 = 5.667

AM López-Marzo, R Hoyos-de-la-Torre, E Baldrich
Using polyHRP to produce simplified immunoassays and electrochemical immunosensors. Application to MMP-9 detection in plasma and uterine aspirates.
Sens Act B. 2018, 269: 377-384.
IF2017 = 5.667

M Ben Ismail, E de la Serna, G Ruiz-Vega, T García-Berrocoso, J Montaner, M Zourob, A Othmane, E Baldrich
Using magnetic beads and signal amplifiers to produce short and simple immunoassays: Application to MMP-9 detection in plasma samples.
Anal Chim Acta. 2018, 999: 144-154.
IF2017 = 5.123

VIEW ALL PUBLICATIONS >

© FIR-HUVH Fundació Institut de Recerca Hospital Universitari Vall d'Hebron 2019 | Developed by: ondeuev

Vascular Biology and Metabolism (VAM)

Overview

The Vascular Biology and Metabolism (VAM) area was created to enable a comprehensive, cooperative and multidisciplinary approach to research, development and transference of solutions for a group of diseases that are the leading cause of morbidity and mortality in the world: cardio- and neurovascular diseases, diabetes-metabolic syndrome and kidney failure.

This area also includes a group focused on Ophtalmology research and the Medical Molecular Imaging multidisciplinary group.

Publications

209	1181.950	5.655
TOTAL	IMPACT FACTOR	AVERAGE IMPACT FACTOR

SELECT RESEARCH GROUP

© FIR-HUVH Fundació Institut de Recerca Hospital Universitari Vall d'Hebron 2019 | Developed by: ondeuev

Vascular Biology and Metabolism (VAM)

Overview

The Vascular Biology and Metabolism (VAM) area was created to enable a comprehensive, cooperative and multidisciplinary approach to research, development and transference of solutions for a group of diseases that are the leading cause of morbidity and mortality in the world: cardio- and neurovascular diseases, diabetes-metabolic syndrome and kidney failure.

This area also includes a group focused on Ophtalmology research and the Medical Molecular Imaging multidisciplinary group.

Publications

209	1181.950	5.655
TOTAL	IMPACT FACTOR	AVERAGE IMPACT FACTOR

Research on Aging, Fraility and Transitions in Barcelona

Group Leader: Marco Inzitari

team zoom download

Overview | Publications | Main research projects

4	12.965	3.241
TOTAL	IMPACT FACTOR	AVERAGE IMPACT FACTOR

SELECTED ARTICLES

Cancio JM, Vela E, Santaeugènia S, Clèries M, Inzitari M, Ruiz D.
Long-term Impact of Hip Fracture on the Use of Healthcare Resources: a Population-Based Study.
J Am Med Dir Assoc. 2019 Apr;20(4):456-461.
doi: 10.1016/j.jamda.2018.08.005. Epub 2018 Oct 1.
IF: 5.325

Gual N, Inzitari M, Carrizo G, Calle A, Udina C, Yuste A, Morandi A.
Delirium Subtypes and Associated Characteristics in Older Patients With Exacerbation of Chronic Conditions.
Am J Geriatr Psychiatry. 2018 Dec;26(12):1204-1212.
doi: 10.1016/j.jagp.2018.07.003. Epub 2018 Jul 20.
IF: 4.235

Gual N, Morandi A, Pérez LM, Brítez L, Burbano P, Man F, Inzitari M.
Risk Factors and Outcomes of Delirium in Older Patients Admitted to Postacute Care with and without Dementia.
Dement Geriatr Cogn Disord. 2018;45(1-2):121-129.
doi: 10.1159/000485794.
IF: 2.886

Inzitari M, Pérez LM, Enfedaque MB, Soto L, Díaz F, Gual N, Martín E, Orfila F, Mulero P, Ruiz R, Cesari M.
Integrated primary and geriatric care for frail older adults in the community: Implementation of a complex intervention into real life.
Eur J Intern Med. 2018 Oct;56:57-63.
doi: 10.1016/j.ejim.2018.07.022.
IF: 3.282

Calle A, Onder G, Morandi A, Bellelli G, Ortolani E, Pérez LM, Mesas M, Sanniti A, Mazzanti P, Platto CN, Gentile S, Martinez N, Roquè M, Inzitari M.
Frailty Related Factors as Predictors of Functional Recovery in Geriatric Rehabilitation: The Sarcopenia And Function in Aging Rehabilitation (SAFARI) Multi-Centric study.
J Nutr Health Aging. 2018;22(9):1099-1106.
doi: 10.1007/s12603-018-1060-2.
IF: 2.996

VIEW ALL PUBLICATIONS >

© FIR-HUVH Fundació Institut de Recerca Hospital Universitari Vall d'Hebron 2019 | Developed by: ondeuev

Vascular Biology and Metabolism (VAM)

Overview

The Vascular Biology and Metabolism (VAM) area was created to enable a comprehensive, cooperative and multidisciplinary approach to research, development and transference of solutions for a group of diseases that are the leading cause of morbidity and mortality in the world: cardio- and neurovascular diseases, diabetes-metabolic syndrome and kidney failure.

This area also includes a group focused on Ophtalmology research and the Medical Molecular Imaging multidisciplinary group.

Publications

209	1181.950	5.655
TOTAL	IMPACT FACTOR	AVERAGE IMPACT FACTOR

Medical Molecular Imaging

Group Leaders: Castell Conesa, Joan and Herance Camacho, José Raul

team zoom download

Overview | Publications | Main research projects

21	81.758	3.893
TOTAL	IMPACT FACTOR	AVERAGE IMPACT FACTOR

SELECTED ARTICLES

Roque, A, Pizzi, MN, Fernandez-Hidalgo, N, Cuellar-Calabria, H, Rios, R, Ferreira, N, Sambola, A, Almirante, B, Garcia-Dorado, D, Castell, J, Escobar, M, Tornos, P, Aguade-Bruix, S
18F-FDG-PET/CTA of prosthetic cardiac valves: postsurgical inflammatory patterns and its temporal evolution. Can we question the 3-month limit of the current guidelines?
EUROPEAN HEART JOURNAL. Aug 2018 39, Issue suppl_1, ehy566.5249
DOI: 10.1093/eurheartj/ehy566.5249
IF: 23,425

Navalón S, Herance JR, Álvaro M, García H
General aspects in the use of graphenes in catalysis
Materials Horizon, 2018, 5, 363-378
DOI: 10.1039/C8MH00066B
IF: 13,183

Utility of the 18F-Florbetapir positron emission tomography in systemic amyloidosis
Mestre-Torres J, Lorenzo-Bosquet C, Cuberas-Borros G, Gironella M, Solans-Laque R, Fernandez-Codina A, Bujan-Rivas S, Castell-Conesa J, Martinez-Valle F
AMYLOID-JOURNAL OF PROTEIN FOLDING DISORDERS. 2018, Apr 28:1-6
DOI: 10.1080/13506129.2018.1467313
IF: 4,048

Mechanical dyssynchrony according to validated cut-off values using gated SPECT myocardial perfusion imaging
Aguade-Bruix S, Romero-Farina G
JOURNAL OF NUCLEAR CARDIOLOGY. 2018 Jun;25(3):1039
DOI: 10.1007/s12350-017-0791-5
IF: 3,847

Metabolic fingerprint of insulin resistance in human polymorphonuclear leucocytes
Palomino-Schatzlein , Simo R, Hernandez C, Ciudin A, Mateos-Gregorio P, Hernandez-Mijares A, Pineda-Lucena A, Herance JR
PLoS One. 2018 Jul 13;13(7):e0199351
DOI: 10.1371/journal.pone.0199351
IF: 2,766

VIEW ALL PUBLICATIONS >

© FIR-HUVH Fundació Institut de Recerca Hospital Universitari Vall d'Hebron 2019 | Developed by: ondeuev

Vascular Biology and Metabolism (VAM)

Overview

The Vascular Biology and Metabolism (VAM) area was created to enable a comprehensive, cooperative and multidisciplinary approach to research, development and transference of solutions for a group of diseases that are the leading cause of morbidity and mortality in the world: cardio- and neurovascular diseases, diabetes-metabolic syndrome and kidney failure.

This area also includes a group focused on Ophtalmology research and the Medical Molecular Imaging multidisciplinary group.

Publications

209	1181.950	5.655
TOTAL	IMPACT FACTOR	AVERAGE IMPACT FACTOR

Cardiovascular Diseases

Group Leaders: David García-Dorado García

This Annual Report is in memory of our beloved group leader and former VHIR's Director Dr. David García-Dorado García who passed away in August, 2019. Dr. Ignacio Ferreira recognizes his excellent career in this article

team zoom download

91	593.286	6.520
TOTAL	IMPACT FACTOR	AVERAGE IMPACT FACTOR

SELECTED ARTICLES

Davidson SM, Ferdinandy P, Andreadou I, Bøtker HE, Heusch G, Ibáñez B, Ovize M, Schulz R, Yellon DM, Hausenloy DJ, Garcia-Dorado D; CARDIOPROTECTION COST Action (CA16225).
Multitarget Strategies to Reduce Myocardial Ischemia/Reperfusion Injury: JACC Review Topic of the Week.
J Am Coll Cardiol. 2019 Jan 8;73(1):89-99.
doi: 10.1016/j.jacc.2018.09.086. Review. PubMed PMID: 30621955.
IF:16,834

Ruiz-Meana M, Minguet M, Bou-Teen D, Miro-Casas E, Castans C, Castellano J, Bonzon-Kulichenko E, Igual A, Rodriguez-Lecoq R, Vázquez J, Garcia-Dorado D.
Ryanodine Receptor Glycation Favors Mitochondrial Damage in the Senescent Heart.
Circulation. 2019 Feb 12;139(7):949-964.
doi: 10.1161/CIRCULATIONAHA.118.035869.
PubMed PMID: 30586718.
IF: 18,881

Teixido-Tura G, Forteza A, Rodríguez-Palomares J, González Mirelis J,Gutiérrez L, Sánchez V, Ibáñez B, García-Dorado D, Evangelista A. Losartan Versus.
Atenolol for Prevention of Aortic Dilation in Patients With Marfan Syndrome.
J Am Coll Cardiol. 2018 Oct 2;72(14):1613-1618.
doi: 10.1016/j.jacc.2018.07.052.
PubMed PMID: 30261963.
IF:16,834

Guala A, Rodriguez-Palomares J, Dux-Santoy L, Teixido-Tura G, Maldonado G, Galian L, Huguet M, Valente F, Gutiérrez L, González-Alujas T, Johnson KM, Wieben O, Sao Avilés A, Garcia-Dorado D, Evangelista A.
Influence of Aortic Dilation on the Regional Aortic Stiffness of Bicuspid Aortic Valve Assessed by 4-Dimensional Flow Cardiac Magnetic Resonance: Comparison With Marfan Syndrome and Degenerative Aortic Aneurysm.
JACC Cardiovasc Imaging. 2018 May 11. pii: S1936-878X(18)30300-0. doi: 10.1016/j.jcmg.2018.03.017. [Epub ahead of print]
PubMed PMID: 29778849.
IF:6,221

Gavara J, Rodriguez-Palomares JF, Valente F, Monmeneu JV, Lopez-Lereu MP,Bonanad C, Ferreira-Gonzalez I, Garcia Del Blanco B, Rodriguez-Garcia J,Mutuberria M, de Dios E, Rios-Navarro C, Perez-Sole N, Racugno P, Paya A, Minana
G, Canoves J, Pellicer M, Lopez-Fornas FJ, Barrabes J, Evangelista A, Nunez J,Chorro FJ, Garcia-Dorado D, Bodi V.
Prognostic Value of Strain by Tissue Tracking Cardiac Magnetic Resonance After ST-Segment Elevation Myocardial Infarction.
JACC Cardiovasc Imaging. 2018 Oct;11(10):1448-1457. doi: 10.1016/j.jcmg.2017.09.017.
Epub 2017 Dec 13. PubMed PMID: 29248649.
IF:6,221

VIEW ALL PUBLICATIONS >

© FIR-HUVH Fundació Institut de Recerca Hospital Universitari Vall d'Hebron 2019 | Developed by: ondeuev

Vascular Biology and Metabolism (VAM)

Overview

The Vascular Biology and Metabolism (VAM) area was created to enable a comprehensive, cooperative and multidisciplinary approach to research, development and transference of solutions for a group of diseases that are the leading cause of morbidity and mortality in the world: cardio- and neurovascular diseases, diabetes-metabolic syndrome and kidney failure.

This area also includes a group focused on Ophtalmology research and the Medical Molecular Imaging multidisciplinary group.

Publications

209 TOTAL

1181.950 IMPACT FACTOR

5.655 AVERAGE IMPACT FACTOR

Neurovascular Diseases

Group Leader: Anna Rosell Novel

team | zoom | download

Overview | Publications | Main research projects | Patents

35 TOTAL

226.270 IMPACT FACTOR

6.460 AVERAGE IMPACT FACTOR

SELECTED ARTICLES

Absolute risk and predictors of the growth of acute spontaneous intracerebral haemorrhage: a systematic review and meta-analysis of individual patient data.
Al-Shahi Salman R, Frantzias J, Lee RJ, Lyden PD, Battey TWK, Ayres AM, Goldstein JN, Mayer SA, Steiner T, Wang X, Arima H, Hasegawa H, Oishi M, Godoy DA, Masotti L, Dowlatshahi D, Rodriguez-Luna D, Molina CA, Jang DK, Davalos A, Castillo J, Yao X, Claassen J, Volbers B, Kazui S, Okada Y, Fujimoto S, Toyoda K, Li Q, Khoury J, Delgado P, Sabin JA, Hernandez-Guillamon, et al.
Lancet Neurology. 2018 Oct;17(10):885-894.
DOI: 10.1016/S1474-4422(18)30253-9
IF: 27.14

Multiancestry genome-wide association study of 520,000 subjects identifies 32 loci associated with stroke and stroke subtypes.
Malik R, Chauhan G, Traylor M, Sargurupremraj M, Okada Y, Mishra A, Rutten-Jacobs L, Giese AK, van der Laan SW, Gretarsdottir S, Anderson CD, Chong M, Adams HHH, Ago T, Almgren P, Amouyel P, Ay H, Bartz TM, Benavente OR, Bevan S, Boncoraglio GB, Brown RD Jr, Butterworth AS, Carrera C, et al.
Nature Genetics. 2018 Apr;50(4):524-537.
DOI: 10.1038/s41588-018-0058-3.
IF: 27.13

PATJ Low Frequency Variants Are Associated with Worse Ischemic Stroke Functional Outcome: A Genome-Wide Meta-Analysis.
Mola-Caminal M, Carrera C, Soriano-Tarraga C, Giralt Steinhauer E, Diaz-Navarro RM, Tur S, Jimenez C, Medina-Dols A, Cullell N, Torres-Aguila NP, Muino E, Rodri Guez-Campello , Ois A, Cuadrado-Godia E, Vivanco-Hidalgo RM, Hernandez-Guillamon , Sole M, Delgado P, Bustamante A, Garcia-Berrocoso T, et al.
Circulation Research. 2019 Jan 4;124(1):114-120.
DOI: 10.1161/CIRCRESAHA.118.313533.
IF: 15.21

Usefulness of ADAMTS13 to predict response to recanalization therapies in acute ischemic stroke.
Bustamante A, Ning M, Garcia-Berrocoso T, Penalba A, Boada C, Simats A, Pagola J, Ribo M, Molina C, Lo E, Montaner J.
Neurology. 2018 Mar 20;90(12):e995-e1004.
DOI: 10.1212/WNL.0000000000005162.
IF: 7.61

Prevalence of hippocampal enlarged perivascular spaces in a sample of patients with hypertension and their relation with vascular risk factors and cognitive function. Jimenez-Balado J, Riba-Llena I, Garde E, Valor M, Gutierrez B, Pujadas F, Delgado P.
Journal of Neurology and Neurosurgery and Psychiatry. 2018 Jun;89(6):651-656.
DOI: 10.1136/jnnp-2017-316724.
IF: 7.14

VIEW ALL PUBLICATIONS >

© FIR-HUVH Fundació Institut de Recerca Hospital Universitari Vall d'Hebron 2019 | Developed by: ondeuev

Vascular Biology and Metabolism (VAM)

Overview

The Vascular Biology and Metabolism (VAM) area was created to enable a comprehensive, cooperative and multidisciplinary approach to research, development and transference of solutions for a group of diseases that are the leading cause of morbidity and mortality in the world: cardio- and neurovascular diseases, diabetes-metabolic syndrome and kidney failure.

This area also includes a group focused on Ophtalmology research and the Medical Molecular Imaging multidisciplinary group.

Publications

209	1181.950	5.655
TOTAL	IMPACT FACTOR	AVERAGE IMPACT FACTOR

CIBBIM – Nanomedicine. Renal Physiopathology Group

Group Leader: Anna Meseguer Navarro

team | zoom | download

19	89.349	4.703
TOTAL	IMPACT FACTOR	AVERAGE IMPACT FACTOR

SELECTED ARTICLES

Vall-Palomar M., Arévalo J., Ariceta G, Meseguer A.
Establishment of urinary exosome-like vesicles isolation protocol for FHHNC patients and evaluation of different exosomal RNA extraction methods.
Journal of Translational Medicine. 2018;16:278.1-9.
doi:10.1186/s12967-018-1651-z.
I .F.:3,24

Segarra A, Romero K, Agraz I, Ramos N, Madrid A, Carnicer C, Jatem E, Vilalta R, Lara LE, Ostos E, Valtierra N, Jaramillo J, Arredondo KV, Ariceta G, Martinez C.
Mesangial C4d Deposits in Early IgA Nephropathy.
Clin J Am Soc Nephrol. 2018 Feb 7;13(2):258-264.
doi: 10.2215/CJN.02530317.
I.F. 6,243

Schaefer F, Ardissino G, Ariceta G, Fakhouri F, Scully M, Isbel N, Lommelé Å, Kupelian V, Gasteyger C, Greenbaum LA, Johnson S, Ogawa M, Licht C, Vande Walle J, Frémeaux-Bacchi V; Global aHUS Registry.
Clinical and genetic predictors of atypical hemolytic uremic syndrome phenotype and outcome.
Kidney Int. 2018 Aug;94(2):408-418.
doi:10.1016/j.kint.2018.02.029.
I.F. 8,306

Valenzuela I, Fernández-Alvarez P, Plaja A, Ariceta G, Sabaté-Rotés A, García-Arumí E, Vendrell T, Tizzano E.
Further delineation of the SOX18-related Hypotrichosis, Lymphedema, Telangiectasia syndrome (HTLS).
Eur J Med Genet. 2018 May;61(5):269-272.
Doi:10.1016/j.ejmg.2018.01.001.
I.F. 2.395

Bullich G, Domingo-Gallego A, Vargas I, Ruiz P, Lorente-Grandoso L, Furlano M, Fraga G, Madrid Á, Ariceta G, Borregán M, Piñero-Fernández JA, Rodríguez-Peña L, Ballesta-Martínez MJ, Llano-Rivas I, Meñica MA, Ballarín J, Torrents D, Torra R, Ars E.
A kidney-disease gene panel allows a comprehensive genetic diagnosis of cystic and glomerular inherited kidney diseases.
Kidney Int. 2018 Aug;94(2):363-371.
doi: 10.1016/j.kint.2018.02.027.
I.F. 8,306

VIEW ALL PUBLICATIONS >

© FIR-HUVH Fundació Institut de Recerca Hospital Universitari Vall d'Hebron 2019 | Developed by: ondeuev

Vascular Biology and Metabolism (VAM)

Overview

The Vascular Biology and Metabolism (VAM) area was created to enable a comprehensive, cooperative and multidisciplinary approach to research, development and transference of solutions for a group of diseases that are the leading cause of morbidity and mortality in the world: cardio- and neurovascular diseases, diabetes-metabolic syndrome and kidney failure.

This area also includes a group focused on Ophtalmology research and the Medical Molecular Imaging multidisciplinary group.

Publications

209	1181.950	5.655
TOTAL	IMPACT FACTOR	AVERAGE IMPACT FACTOR

Ophthalmology

Group Leader: Prof. José García-Arumí

team zoom download

3	9.706	3.235
TOTAL	IMPACT FACTOR	AVERAGE IMPACT FACTOR

SELECTED ARTICLES

Garcia-Arumi J, Gómez-Ulla F, Amparo N, Cervera E, Fonollosa A, Arias L, Araiz J, Donate J, de Figueroa MS, Manzanas L, Crespí J, Gallego R.
Efficacy and Safety of an Aflibercept Treat-and-Extend Regimen in Treatment-Naïve Patients with Macular Oedema Secondary to Central Retinal Vein Occlusion (CRVO): A Prospective 12-Month, Single-Arm, Multicentre Trial.
J Ophthalmol. 2018 Oct 14
DOI: 10.1155/2018/8310350
IF: 1,680

Bové Álvarez M, Sabaté S, Gómez-Resa M, García-Arumí J.
Anatomical and visual outcomes of inverted internal limiting membrane flap technique versus internal limiting membrane peeling in myopic macular hole without retinal detachment: A Preliminary Retrospective Study.
Retina. 2018 Oct 29.
doi: 10.1097/IAE.0000000000002368
IF: 4,013

Copete S, Martí-Rodrigo P, Muñiz-Vidal R, Pastor-Idoate S, Rigo J, Figueroa MS, García-Arumí J, Zapata MA.
Preoperative vitreoretinal interface abnormalities on spectral domain optical coherence tomography as risk factor for pseudophakic cystoid macular edema after phacoemulsification.
Retina. 2018 Aug 28.
doi: 10.1097/IAE.0000000000002298
IF: 4,013

José García Arumí; Álvaro Fernández-Vega Sanz
TRAUMATOLOGIA OCULAR © 2018
MAC LINE, S.L.
ISBN: 978-84-89085-68-8
Editor: Sociedad Española de Oftalmología

VIEW ALL PUBLICATIONS >

© FIR-HUVH Fundació Institut de Recerca Hospital Universitari Vall d'Hebron 2019 | Developed by: ondeuev

Vascular Biology and Metabolism (VAM)

Overview

The Vascular Biology and Metabolism (VAM) area was created to enable a comprehensive, cooperative and multidisciplinary approach to research, development and transference of solutions for a group of diseases that are the leading cause of morbidity and mortality in the world: cardio- and neurovascular diseases, diabetes-metabolic syndrome and kidney failure.

This area also includes a group focused on Ophtalmology research and the Medical Molecular Imaging multidisciplinary group.

Publications

209	1181.950	5.655
TOTAL	IMPACT FACTOR	AVERAGE IMPACT FACTOR

Nephrology

Group Leader: Daniel Serón Micas

team zoom download

Overview | Publications | Main research projects

10	44.291	4.429
TOTAL	IMPACT FACTOR	AVERAGE IMPACT FACTOR

SELECTED ARTICLES

Moreso F, Crespo M, Ruiz JC, Torres A, Gutierrez-Dalmau A, Osuna A, Perelló M, Pascual J, Torres IB, Redondo-Pachón D, Rodrigo E, Lopez-Hoyos M, Seron D.
Treatment of chronic antibody mediated rejection with intravenous immunoglobulins and rituximab: a multicenter, prospective, randomized, double blind clinical trial.
Am J Transplant. 2018 Apr;18(4):927-935. doi: 10.1111/ajt.14520.
Epub 2017 Oct 24.
Impact factor: 6,493

Segarra A, Romero K, Agraz I, Ramos N, Madrid A, Carnicer C, Jatem E, Vilalta R, Lara LE, Ostos E, Valtierra N, Jaramillo J, Arredondo.
Mesangial C4d Deposits in Early IgA Nephropathy.
Clin J Am Soc Nephrol. 2018 Feb 7;13(2):258-264. doi: 10.2215/CJN.02530317.
Epub 2017 Nov 16.
Impact factor: 5,83

Haas M, Loupy A, Lefaucheur C, Roufosse C, Glotz D, Seron D, Nankivell BJ, Halloran PF, Colvin RB, Alachkar N, Bagnasco S, Bouatou Y, Becker JU, Cornell L, Duong van Huyen JP, Gibson I, Mannon R, Naesens M, Nickeleit V, Nickerson P, Segev DL, Singh HK, Stegall M, Randhawa P, Racusen L, Solez K, Mengel M.
The Banff 2017 Kidney Meeting Report: Revised diagnostic criteria for chronic active T cell-mediated rejection, antibody-mediated rejection, and prospects for integrative endpoints for next-generation clinical trials
Am J Transplant. 2018 Feb;18(2):293-307. doi: 10.1111/ajt.14625.
Epub 2018 Jan 21.
Impact factor: 6,493

Garcia-Carro C, Dorje C, Asberg A, Midtvedt K, Scott H, Reinholt FP, Holdaas H, Reisaeter AV, Seron D
Kidney allograft subclinical rejection modulates systemic inflammation measured by C-reactive protein at 1 year after transplantation.
Clin Transplant. 2018 Mar;32(3):e13196. doi: 10.1111/ctr.13196.
Epub 2018 Jan 30. n
Impact factor: 1,518

Christakoudi S, Runglall M, Mobillo P, Rebollo-Mesa I, Tsui TL, Nova-Lamperti E, Norris S, Kamra Y, Hilton R, Bhandari S, Baker R, Berglund D, Carr S, Game D, Griffin S, Kalra PA, Lewis R, Mark PB, Marks SD, Macphee I, McKane W, Mohaupt MG, Pararajasingam R, Kon SP, Seron D, Sinha M, Tucker B, Viklicky O, Lechler RI, Lord GM, Stahl D, Hernandez-Fuentes
MP Steroid regulation: An overlooked aspect of tolerance and chronic rejection in kidney transplantation.
Mol Cell Endocrinol. 2018 Sep 15;473:205-216. doi: 10.1016/j.mce.2018.01.021.
Epub 2018 Feb 7.
Impact factor: 3,563

VIEW ALL PUBLICATIONS >

© FIR-HUVH Fundació Institut de Recerca Hospital Universitari Vall d'Hebron 2019 | Developed by: ondeuev

Vascular Biology and Metabolism (VAM)

Overview

The Vascular Biology and Metabolism (VAM) area was created to enable a comprehensive, cooperative and multidisciplinary approach to research, development and transference of solutions for a group of diseases that are the leading cause of morbidity and mortality in the world: cardio- and neurovascular diseases, diabetes-metabolic syndrome and kidney failure.

This area also includes a group focused on Ophtalmology research and the Medical Molecular Imaging multidisciplinary group.

Publications

209	1181.950	5.655
TOTAL	IMPACT FACTOR	AVERAGE IMPACT FACTOR

Diabetes and Metabolism

Group Leader: Rafael Simó

team zoom download

Overview | Publications | Main research projects | Patents

17	84.486	4.970
TOTAL	IMPACT FACTOR	AVERAGE IMPACT FACTOR

SELECTED ARTICLES

Sundstrom JM, Hernández C, Weber SR, Zhao Y, Dunklebarger M, Tiberti N, Laremore T, Simó-Servat O, Garcia-Ramirez M, Barber AJ, Gardner TW, Simó R.
Proteomic Analysis of Early Diabetic Retinopathy Reveals Mediators of Neurodegenerative Brain Diseases.
Invest Ophthalmol Vis Sci. 2018 May 1;59(6):2264-2274.
doi: 10.1167/iovs.17-23678.
IF: 3,388 (Q1)

Simó R, Stitt AW, Gardner TW.
Neurodegeneration in diabetic retinopathy: does it really matter?
Diabetologia. 2018 Sep;61(9):1902-1912.
DOI: 10.1007/s00125-018-4692-1
IF: 6,023 (Q1)

Sánchez D, Castilla-Marti M, Rodríguez-Gómez O, Valero S, Piferrer A, Martínez G, Martínez J, Serra J, Moreno-Grau S, Hernández-Olasagarre B, De Rojas I, Hernández I, Abdelnour C, Rosende-Roca M, Vargas L, Mauleón A, Santos-Santos MA, Alegret M, Ortega G, Espinosa A, Pérez-Cordón A, Sanabria Á, Ciudin A, Simó R, Hernández C, Villaoslada P, Ruiz A, Tàrraga L, Boada M.
Usefulness of peripapillary nerve fiber layer thickness assessed by optical coherence tomography as a biomarker for Alzheimer's disease.
Sci Rep. 2018 Nov 5;8(1):16345.
doi: 10.1038/s41598-018-34577-3.
IF: 4,122 (Q1)

Palomino-Schätzlein M, Simó R, Hernández C, Ciudin A, Mateos-Gregorio P, Hernández-Mijares A, Pineda-Lucena A, Herance JR.
Metabolic fingerprint of insulin resistance in human polymorphonuclear leucocytes.
PLoS One. 2018 Jul 13;13(7):e0199351.
doi: 10.1371/journal.pone.0199351.
IF: 2,766 (Q1)

Capdevila J, Mayor R, Mancuso FM, Iglesias C, Caratù G, Matos I, Zafón C, Hernando J, Petit A, Nuciforo P, Cameselle-Teijeiro JM, Álvarez V, Recio JA, Tabernero J, Matias-Guiu X, Vivancos A, Seoane J.
Early evolutionary divergence between papillary and anaplastic thyroid cancers.
Ann Oncol. 2018 Jun 1;29(6):1454-1460.
DOI: 10.1093/annonc/mdy123
IF: 13,93 (D1)

VIEW ALL PUBLICATIONS >

© FIR-HUVH Fundació Institut de Recerca Hospital Universitari Vall d'Hebron 2019 | Developed by: ondeuev

Neurosciences

Overview

The Neuroscience area is consolidating its position as one of the largest clusters of research labs working on neurological diseases across Europe. Thirteen groups are currently part of this area, working closely with top clinicians at the hospital. The area encompasses different aspects related to neuroscience, such as neural development, neurodegeneration, neuroimmunology, neurological pain, mental health, neurosurgery, pediatric neurology or neuroimaging

There are groups also focused on cell signaling and apoptosis and translational bioinformatics.

Publications

242	1850.832	7.648
TOTAL	IMPACT FACTOR	AVERAGE IMPACT FACTOR

SELECT RESEARCH GROUP

Research Areas

Oncology

Vascular Biology and Metabolism (VAM)

< **Neurosciences**

Infectious Diseases

Digestive and Liver Diseases

Immunomediated Diseases and Innovative Therapies

Research in Surgery

Obstetrics, Pediatrics and Genetics

© FIR-HUVH Fundació Institut de Recerca Hospital Universitari Vall d'Hebron 2019 | Developed by: ondeuev

Neurosciences

Overview

The Neuroscience area is consolidating its position as one of the largest clusters of research labs working on neurological diseases across Europe. Thirteen groups are currently part of this area, working closely with top clinicians at the hospital. The area encompasses different aspects related to neuroscience, such as neural development, neurodegeneration, neuroimmunology, neurological pain, mental health, neurosurgery, pediatric neurology or neuroimaging

There are groups also focused on cell signaling and apoptosis and translational bioinformatics.

Publications

242	1850.832	7.648
TOTAL	IMPACT FACTOR	AVERAGE IMPACT FACTOR

Stroke Research Group

Group Leader: Carlos Molina Cateriano

team zoom download

Overview | Publications | Main research projects

27	362.569	13.428
TOTAL	IMPACT FACTOR	AVERAGE IMPACT FACTOR

SELECTED ARTICLES

Pagola J, Juega J, Francisco-Pascual J, Moya A, Sanchis M, Bustamante
A et al CryptoAF investigators. Yield of atrial fibrillation detection with Textile Wearable Holter from the acute phase of stroke: Pilot study of Crypto-AF registry.
Int J Cardiol. 2018 Jan 15;251:45-50.
Doi: 10.1016/j.ijcard.2017.10.063.
IF: 4.034

Rodriguez-Luna D, Rodriguez-Villatoro N, Juega JM, Boned S, Muchada M, Sanjuan E, Pagola J, Rubiera M, Ribo M, Coscojuela P, Molina CA.
Prehospital Systolic Blood Pressure Is Related to Intracerebral Hemorrhage Volume on Admission.
Stroke. 2018 Jan;49(1):204-206.
Doi: 10.1161/STROKEAHA.117.018485.
IF: 6.032

Fischer U, Kaesmacher J, Molina CA, Selim MH, Alexandrov AV, Tsivgoulis G.
Primary Thrombectomy in tPA (Tissue-Type Plasminogen Activator) Eligible Stroke Patients With Proximal Intracranial Occlusions.
Stroke. 2018 Jan;49(1):265-269.
Doi: 10.1161/STROKEAHA.117.018564.
IF: 6.032

26: Johnston SC, Easton JD, Farrant M, Barsan W, Conwit RA, Elm JJ, Kim AS, Lindblad AS, Palesch YY; **Clinical Research Collaboration, Neurological Emergencies Treatment Trials Network, and the POINT Investigators. Clopidogrel and Aspirin in Acute Ischemic Stroke and High-Risk TIA.**
N Engl J Med. 2018 Jul 19;379(3):215-225.
Doi: 10.1056/NEJMoa1800410.
IF: 79.258

Amarenco P, Lavallée PC, Monteiro Tavares L, Labreuche J, Albers GW, Abboud H, Anticoli S, Audebert H, Bornstein NM, Caplan LR, Correia M, Donnan GA, Ferro JM, Gongora-Rivera F, Heide W, Hennerici MG, Kelly PJ, Král M, Lin HF, Molina C, Park JM, Purroy F, Rothwell PM, Segura T, Školoudík D, Steg PG, Touboul PJ, Uchiyama S, Vicaut É, Wang Y, Wong LKS; TIAregistry.org Investigators.
Five-Year Risk of Stroke after TIA or Minor Ischemic Stroke.
N Engl J Med. 2018 Jun 7;378(23):2182-2190.
Doi: 10.1056/NEJMoa1802712.
IF: 79.258

VIEW ALL PUBLICATIONS >

© FIR-HUVH Fundació Institut de Recerca Hospital Universitari Vall d'Hebron 2019 | Developed by: ondeuev

Neurosciences

Overview

The Neuroscience area is consolidating its position as one of the largest clusters of research labs working on neurological diseases across Europe. Thirteen groups are currently part of this area, working closely with top clinicians at the hospital. The area encompasses different aspects related to neuroscience, such as neural development, neurodegeneration, neuroimmunology, neurological pain, mental health, neurosurgery, pediatric neurology or neuroimaging

There are groups also focused on cell signaling and apoptosis and translational bioinformatics.

Publications

242 TOTAL

1850.832 IMPACT FACTOR

7.648 AVERAGE IMPACT FACTOR

Neurotraumatology and Neurosurgery (UNINN)

Group Leader: Joan Sahuquillo Barris

team zoom download

Overview | Publications | Main research projects

23 TOTAL

135.334 IMPACT FACTOR

5.884 AVERAGE IMPACT FACTOR

SELECTED ARTICLES

Martinez-Ricarte F, Mayor R, Martinez-Saez E, Rubio-Perez C, Pineda E, Cordero E, Cicuendez M, Poca MA, Lopez-Bigas N, Ramon Y Cajal S, Vieito M, Carles J, Tabernero J, Vivancos A, Gallego S, Graus F, Sahuquillo J, Seoane J.
Molecular diagnosis of diffuse gliomas through sequencing of cell-free circulating tumour DNA from cerebrospinal fluid.
Clinical Cancer Research. 2018 Jun 15;24(12):2812-2819. Epub 2018 Apr 3.
DOI: 10.1158/1078-0432.CCR-17-3800.
FI: 10,199

Urbizu A, Martin BA, Moncho D, Rovira A, Poca MA, Sahuquillo J, Macaya A, Español MI.
Machine learning applied to neuroimaging for diagnosis of adult classic Chiari malformation: role of the basion as a key morphometric indicator.
Journal of neurosurgery. 2018 Sep;129(3):779-791. Epub 2017 Oct 20.
DOI: 10.3171/2017.3.JNS162479.
FI: 4,319

Gerzanich V, Stokum JA, Ivanova S, Woo SK, Tsymbalyuk O, Sharma A, Akkentli F, Imran Z, Aarabi B, Sahuquillo J, Simard JM.
Sulfonylurea Receptor 1, Transient Receptor Potential Cation Channel Subfamily M Member 4, and KIR6.2:Role in Hemorrhagic Progression of Contusion.
Journal of Neurotrauma. 2018 Oct 4.
DOI: 10.1089/neu.2018.5986.
FI: 5.00

Castro L, Noelia M, Vidal-Jorge M, Sanchez-Ortiz D, Gandara D, Martinez-Saez E, Cicuendez M, Poca MA, Simard JM, Sahuquillo J.
Kir6.2, the pore-forming subunit of ATP-sensitive K+ channels, is overexpressed in human post-traumatic brain contusions
Journal of Neurotrauma. 2018 Jul 24.
DOI: 10.1089/neu.2017.5619.
FI: 5.00

Devereaux PJ, Duceppe E, Guyatt G, Tandon V, Rodseth R, Biccard BM, Xavier D, Szczeklik W, Meyhoff CS, Vincent J, Franzosi MG, Srinathan SK, Erb J, Magloire P, Neary J4, Rao M, Rahate PV, Chaudhry NK, Mayosi, de Nadal M, Iglesias PP, Berwanger O, Villar JC, Botto F, Eikelboom JW, Sessler DI, Kearon C, Pettit S, Sharma M, Connolly SJ, Bangdiwala SI, Rao-Melacini P, Hoeft A, Yusuf S; MANAGE Investigators.
Dabigatran in patients with myocardial injury after non-cardiac surgery (MANAGE): an international, randomised, placebo-controlled trial.
Lancet. 2018 Jun 9;391(10137):2325-2334.
DOI: 10.1016/S0140-6736(18)30832-8
FI: 52,253

VIEW ALL PUBLICATIONS >

© FIR-HUVH Fundació Institut de Recerca Hospital Universitari Vall d'Hebron 2019 | Developed by: ondeuev

Neurosciences

Overview

The Neuroscience area is consolidating its position as one of the largest clusters of research labs working on neurological diseases across Europe. Thirteen groups are currently part of this area, working closely with top clinicians at the hospital. The area encompasses different aspects related to neuroscience, such as neural development, neurodegeneration, neuroimmunology, neurological pain, mental health, neurosurgery, pediatric neurology or neuroimaging

There are groups also focused on cell signaling and apoptosis and translational bioinformatics.

Publications

242	1850.832	7.648
TOTAL	IMPACT FACTOR	AVERAGE IMPACT FACTOR

Gene Therapy at Nervous System

Group Leader: Miguel Chillón Rodríguez



team zoom download

Overview | Publications | Main research projects | Patents

2	16.156	8.078
TOTAL	IMPACT FACTOR	AVERAGE IMPACT FACTOR

SELECTED ARTICLES

Masso A, Sanchez A, Bosch A, Gimenez-Llort L, Chillon M.
Secreted alphaKlotho isoform protects against age-dependent memory deficits.
Mol Psychiatry. 2018 Sep;23(9):1-11. doi: 10.1038/mp.2017.211. Epub 2017 Oct 31.
Impact factor: 13.204
DOI: 10.1007/s12017-018-8496-8

Ruiz-Roso MB, Olivares-Alvaro E, Quintela JC, Ballesteros S, Espinosa-Parrilla JF, Ruiz-Roso B, Lahera V, de Las Heras N, Martin-Fernandez B.
Effects of Low Phytanic Acid-Concentrated DHA on Activated Microglial Cells: Comparison with a Standard Phytanic Acid-Concentrated DHA.
Neuromolecular Med. 2018 May 30. pii: 10.1007/s12017-018-8496-8. doi: 10.1007/s12017-018-8496-8.
Impact factor: 2.592
DOI: 10.1038/mp.2017.211

© FIR-HUVH Fundació Institut de Recerca Hospital Universitari Vall d'Hebron 2019 | Developed by: ondeuev

Neurosciences

Overview

The Neuroscience area is consolidating its position as one of the largest clusters of research labs working on neurological diseases across Europe. Thirteen groups are currently part of this area, working closely with top clinicians at the hospital. The area encompasses different aspects related to neuroscience, such as neural development, neurodegeneration, neuroimmunology, neurological pain, mental health, neurosurgery, pediatric neurology or neuroimaging

There are groups also focused on cell signaling and apoptosis and translational bioinformatics.

Publications

242	1850.832	7.648
TOTAL	IMPACT FACTOR	AVERAGE IMPACT FACTOR

Translational Bioinformatics

Group Leader: Xavier de la Cruz Montserrat

team zoom download

Overview | Publications | Main research projects

2	15.168	7.584
TOTAL	IMPACT FACTOR	AVERAGE IMPACT FACTOR

SELECTED ARTICLES

Fueyo R, Iacobucci S, Pappa S, Estaras C, Lois S, Vicioso-Mantis M, Navarro C, Cruz-Molina S, Reyes JC, Rada-Iglesias A, de la Cruz X, Martinez-Balbas MA.
Lineage specific transcription factors and epigenetic regulators mediate TGFbeta-dependent enhancer activation.
Nucleic Acids Res. 2018 Apr 20;46(7):3351-3365.
Doi: 10.1093/nar/gky093.
IF: 11,561

Brasil S, Leal F, Vega A, Navarrete R, Ecay MJ, Desviat LR, Riera C, Padilla N, de la Cruz X, Couce ML, Martin-Hernandez E, Morais A, Pedron C, Pena-Quintana L, Rigoldi M, Specola N, de Almeida IT, Vives I, Yahyaoui R, Rodriguez-Pombo P, Ugarte M, Perez-Cerda C, Merinero B, Perez B.
Improving the diagnosis of cobalamin and related defects by genomic analysis, plus functional and structural assessment of novel variants.
Orphanet J Rare Dis. 2018 Jul 24;13(1):125.
Doi: 10.1186/s13023-018-0862-y.
IF: 3,607

VIEW ALL PUBLICATIONS >

© FIR-HUVH Fundació Institut de Recerca Hospital Universitari Vall d'Hebron 2019 | Developed by: ondeuev

Neurosciences

Overview

The Neuroscience area is consolidating its position as one of the largest clusters of research labs working on neurological diseases across Europe. Thirteen groups are currently part of this area, working closely with top clinicians at the hospital. The area encompasses different aspects related to neuroscience, such as neural development, neurodegeneration, neuroimmunology, neurological pain, mental health, neurosurgery, pediatric neurology or neuroimaging

There are groups also focused on cell signaling and apoptosis and translational bioinformatics.

Publications

242	1850.832	7.648
TOTAL	IMPACT FACTOR	AVERAGE IMPACT FACTOR

Psychiatry, Mental Health and Addictions

Group Leaders: Miquel Casas Brugué and Josep Antoni Ramos Quiroga

team zoom download

Overview | Publications | Main research projects

50	325.589	6.512
TOTAL	IMPACT FACTOR	AVERAGE IMPACT FACTOR

SELECTED ARTICLES

Minica CC, et al.
Genome-wide Association Meta-Analysis of Age at First Cannais Use. Addiction.
2018 Nov;113(11):2073-2086. doi: 10.1111/add.14368. Epub 2018 Aug 19. PMID: 30003630.
Impact Factor: 5,953

Pasman JA, et al.
GWAS of lifetime cannabis use reveals new risk loci, genetic overlap with psychiatric traits, and a causal influence of schizophrenia.
Nat Neurosci. 2018 Aug 27. pii: 10.1038/s41593-018-0206-1.
doi: 10.1038/s41593-018-0206-1.
Impact Factor: 19,912

Demontis D, et al.
Discovery of the first genome-wide significant risk loci for attention deficit/hyperactivity disorder. Nat Genet. 2018 Nov 26.
pii: 10.1038/s41588-018-0269-7.
doi: 10.1038/s41588-018-0269-7.
Impact Factor: 27,125

Ruderfer DM, et al.
Genomic Dissection of Bipolar Disorder and Schizophrenia, Including 28 Subphenotypes.
Cell. 2018 Jun 14;173(7):1705-1715.e16.
doi: 10.1016/j.cell.2018.05.046.
Impact Factor: 31,398

Anttila V, et al.
Analysis of shared heritability in common disorders of the brain.
Science. 2018 Jun 22;360(6395).
pii: 360/6395/eaap8757.
doi: 10.1126/science.aap8757.
Impact Factor: 41,058

VIEW ALL PUBLICATIONS >

© FIR-HUVH Fundació Institut de Recerca Hospital Universitari Vall d'Hebron 2019 | Developed by: ondeuev

Neurosciences

Overview

The Neuroscience area is consolidating its position as one of the largest clusters of research labs working on neurological diseases across Europe. Thirteen groups are currently part of this area, working closely with top clinicians at the hospital. The area encompasses different aspects related to neuroscience, such as neural development, neurodegeneration, neuroimmunology, neurological pain, mental health, neurosurgery, pediatric neurology or neuroimaging

There are groups also focused on cell signaling and apoptosis and translational bioinformatics.

Publications

242	1850.832	7.648
TOTAL	IMPACT FACTOR	AVERAGE IMPACT FACTOR

Peripheral Nervous System

Group Leader: Josep Gámez

team zoom download

Overview | Publications | Main research projects | Patents

6	126.302	21.050
TOTAL	IMPACT FACTOR	AVERAGE IMPACT FACTOR

SELECTED ARTICLES

Benson MD, Waddington-Cruz M, Berk JL, Polydefkis M, Dyck PJ, Wang AK, Planté-Bordeneuve V, Barroso FA, Merlini G, Obici L, Scheinberg M, Brannagan TH 3rd, Litchy WJ, Whelan C, Drachman BM, Adams D, Heitner SB, Conceição I, Schmidt HH, Vita G, Campistol JM, Gamez J, Gorevic PD, Gane E, Shah AM, Solomon SD, Monia BP, Hughes SG, Kwoh TJ, McEvoy BW, Jung SW, Baker BF, Ackermann EJ, Gertz MA, Coelho T.
Inotersen Treatment for Patients with Hereditary Transthyretin Amyloidosis.
N Engl J Med. 2018 Jul 5;379(1):22-31.
doi: 10.1056/NEJMoa1716793. PMID: 29972757
IF: 79.258

Vidal-Taboada JM, Pugliese M, Salvadó M, Gámez J, Mahy N, Rodríguez MJ.
KATP Channel Expression and Genetic Polymorphisms Associated with Progression and Survival in Amyotrophic Lateral Sclerosis.
Mol Neurobiol. 2018 Oct;55(10):7962-7972.
doi: 10.1007/s12035-018-0970-7.
IF: 5.076

van Schaik IN, Mielke O; PATH study group.
Intravenous versus subcutaneous immunoglobulin
Lancet Neurol. 2018 May;17(5):393-394.
doi: 10.1016/S1474-4422(18)30109-1.
IF: 27.138

van Schaik IN, Bril V, van Geloven N, Hartung HP, Lewis RA, Sobue G, Lawo JP, Praus M, Mielke O, Durn BL, Cornblath DR, Merkies ISJ; PATH study group.
Subcutaneous immunoglobulin for maintenance treatment in chronic inflammatory demyelinating polyneuropathy (PATH): a randomised, double-blind, placebo-controlled, phase 3 trial.
Lancet Neurol. 2018 Jan;17(1):35-46.
doi: 10.1016/S1474-4422(17)30378-2
IF: 27.138

Borrego-Ecija S, Cortes-Vicente E, Cervera-Carles L, Clarimon J, Gamez J, Batlle J, Ricken G, Molina-Porcel L, Aldecoa I, Sanchez-Valle R, Rojas-Garcia R, Gelpi E
Does ALS-FUS without FUS mutation represent ALS-FET? Report of three cases.
Neuropathol Appl Neurobiol. 2018 Oct 29.
doi: 10.1111/nan.12527.
IF: 6,059

VIEW ALL PUBLICATIONS >

© FIR-HUVH Fundació Institut de Recerca Hospital Universitari Vall d'Hebron 2019 | Developed by: ondeuev

Neurosciences

Overview

The Neuroscience area is consolidating its position as one of the largest clusters of research labs working on neurological diseases across Europe. Thirteen groups are currently part of this area, working closely with top clinicians at the hospital. The area encompasses different aspects related to neuroscience, such as neural development, neurodegeneration, neuroimmunology, neurological pain, mental health, neurosurgery, pediatric neurology or neuroimaging

There are groups also focused on cell signaling and apoptosis and translational bioinformatics.

Publications

242	1850.832	7.648
TOTAL	IMPACT FACTOR	AVERAGE IMPACT FACTOR

Pediatric Neurology

Group Leader: Alfons Macaya

team zoom download

Overview | Publications | Main research projects

26	130.897	5.034
TOTAL	IMPACT FACTOR	AVERAGE IMPACT FACTOR

SELECTED ARTICLES

Salpietro V, Perez-Dueñas B, Nakashima K, San Antonio-Arce V, Manole A, Efthymiou S, Vandrovcova J, Bettencourt C, Mencacci NE, Klein C, Kelly MP, Davies CH, Kimura H*, Macaya A*, Houlden H*.
A homozygous loss-of-function mutation in PDE2A associated to early-onset hereditary chorea.
Mov Disord. 2018 Mar;33(3):482-488.
doi: 10.1002/mds.27286.
IF: 8,324

Urbizu A, Martin BA, Moncho D, Rovira A, Poca MA, Sahuquillo J, Macaya A, Español MI.
Machine learning applied to neuroimaging for diagnosis of adult classic Chiari malformation: role of the basion as a key morphometric indicator.
J Neurosurg. 2018 Sep;129(3):779-791.
doi: 10.3171/2017.3.JNS162479.
IF: 4,318

Marti-Sanchez L, Ortigoza-Escobar JD, Darling A, Villaronga M, Baide H, Molero-Luis M, Batllori M, Vanegas MI, Muchart J, Aquino L, Artuch R, Macaya A, Kurian MA, Dueñas P.
Hypermanganesemia due to mutations in SLC39A14: further insights into Mn deposition in the central nervous system.
Orphanet J Rare Dis. 2018 Jan 30;13(1):28.
doi: 10.1186/s13023-018-0758-x.
IF: 3,607

Pérez-López J, Moltó-Abad M, Muñoz-Delgado C, Morales-Conejo M, Ceberio-Hualde L, Del Toro M.
Efficacy of Idursulfase therapy in patients with Mucopolysaccharidosis type II who initiated enzyme replacement therapy in adult age. A systematic review of the literature.
Mol Genet Metab. 2018 Jul;124(3):216-227.
doi: 10.1016/j.ymgme.2018.04.013.
IF: 3,774

Gomez-Andres D, Diaz-Manera J, Alejaldre A, Pulido-Valdeolivas I, Gonzalez-Mera L, Olive M, Vilchez JJ, Lopez de Munain A, Paradas C, Muelas N, Sanchez-Montanez A, Alonso-Jimenez A, Gomez Garcia de la B, Dabaj I, Bonne G, Munell F, Carlier RY, Quijano-Roy S.
Muscle imaging in laminopathies: synthesis study identifies meaningful muscles for follow-up.
Muscle Nerve. 2018 2018 Jul 31.
doi: 10.1002/mus.26312.
IF: 2,496

VIEW ALL PUBLICATIONS >

© FIR-HUVH Fundació Institut de Recerca Hospital Universitari Vall d'Hebron 2019 | Developed by: ondeuev

Neurosciences

Overview

The Neuroscience area is consolidating its position as one of the largest clusters of research labs working on neurological diseases across Europe. Thirteen groups are currently part of this area, working closely with top clinicians at the hospital. The area encompasses different aspects related to neuroscience, such as neural development, neurodegeneration, neuroimmunology, neurological pain, mental health, neurosurgery, pediatric neurology or neuroimaging

There are groups also focused on cell signaling and apoptosis and translational bioinformatics.

Publications

242	1850.832	7.648
TOTAL	IMPACT FACTOR	AVERAGE IMPACT FACTOR

Neuromuscular and Mitochondrial Pathology

Group Leader: Ramon Martí Seves

team zoom download

12	49.220	4.102
TOTAL	IMPACT FACTOR	AVERAGE IMPACT FACTOR

SELECTED ARTICLES

Torres-Torronteras J, Cabrera-Pérez R, Vila-Julià F, Viscomi C, Cámara Y, Hirano M, Zeviani M, Martí R.
Long-Term Sustained Effect of Liver-Targeted Adeno-Associated Virus Gene Therapy for Mitochondrial Neurogastrointestinal Encephalomyopathy.
Hum Gene Ther. 2018 Jun;29(6):708-718.
DOI: 10.1089/hum.2017.133.
IF: 4.241

Santacatterina F, Torresano L, Núñez-Salgado A, Esparza-Molto PB, Olive M, Gallardo E, García-Arumi E, Blazquez A, González-Quintana A, Martín MA, Cuezva JM.
Different mitochondrial genetic defects exhibit the same protein signature of metabolism in skeletal muscle of PEO and MELAS patients: A role for oxidative stress.
Free Radic Biol Med. 2018 Oct;126:235-248.
DOI: 10.1016/j.freeradbiomed.2018.08.020.
IF: 6.020

García-Consuegra I, Asensio-Peña S, Ballester-Lopez A, Francisco-Velilla R, Pinos T, Pintos-Morell G, Coll-Cantí J, González-Quintana A, Andreu AL, Arenas J, Lucia A, Nogales-Gadea G, Martín MA.
Missense mutations have unexpected consequences: The McArdle disease paradigm.
Hum Mutat. 2018 Oct;39(10):1338-1343.
DOI: 10.1002/humu.23591.
IF: 5.359

Blasco N, Cámara Y, Núñez E, Beà A, Barés G, Forné C, Ruíz-Meana M, Girón C, Barba I, García-Arumí E, García-Dorado D, Vázquez J, Martí R, Llovera M, Sanchis D.
Cardiomyocyte hypertrophy induced by Endonuclease G deficiency requires
reactive oxygen radicals accumulation and is inhibitable by the micropeptide humanin.
Redox Biol. 2018 Jun;16:146-156.
DOI: 10.1016/j.redox.2018.02.021.
IF: 7.126

Fiuza-Luces C, Santos-Lozano A, Llavero F, Campo R, Nogales-Gadea G, Díez-Bermejo J, Baladrón C, González-Murillo Á, Arenas J, Martín MA, Andreu AL, Pinós T, Gálvez BG, López JA, Vázquez J, Zugaza JL, Lucia A.
Muscle molecular adaptations to endurance exercise training are conditioned by glycogen availability: a proteomics-based analysis in the McArdle mouse model.
J Physiol. 2018 Mar 15;596(6):1035-1061.
DOI: 10.1113/JP275292.
IF: 4.540

VIEW ALL PUBLICATIONS >

© FIR-HUVH Fundació Institut de Recerca Hospital Universitari Vall d'Hebron 2019 | Developed by: ondeuev

Neurosciences

Overview

The Neuroscience area is consolidating its position as one of the largest clusters of research labs working on neurological diseases across Europe. Thirteen groups are currently part of this area, working closely with top clinicians at the hospital. The area encompasses different aspects related to neuroscience, such as neural development, neurodegeneration, neuroimmunology, neurological pain, mental health, neurosurgery, pediatric neurology or neuroimaging

There are groups also focused on cell signaling and apoptosis and translational bioinformatics.

Publications

242	1850.832	7.648
TOTAL	IMPACT FACTOR	AVERAGE IMPACT FACTOR

Neurodegenerative Diseases

Group Leader: Miquel Vila Bove

team | zoom | download

10	60.384	6.038
TOTAL	IMPACT FACTOR	AVERAGE IMPACT FACTOR

SELECTED ARTICLES

Recasens A, Carballo-Carbajal I, Parent A, Bové J, Gelpi E, Tolosa E, Vila M.
Lack of pathogenic potential of peripheral α-synuclein aggregates from Parkinson's disease patients.
Acta Neuropathologica Communications (2018) 6(1):8
doi: 10.1186/s40478-018-0509-1
(IF: 5,414; Q1)

Alarcón-Arís D, Recasens A, Galofré M, Carballo-Carbajal I, Zacchi N, Ruiz-Bronchal E, Pavia-Collado R, Chica R, Ferrés-Coy A, Santos M, Revilla R, Montefeltro A, Fariñas I, Artigas F, Vila M*, Bortolozzi A*.
Selective alpha-Synuclein Knockdown in Monoamine Neurons by Intranasal Oligonucleotide Delivery: Potential Therapy for Parkinson disease.
Molecular Therapy (2018) 26(2):550-567) (*co-corresponding Authors)
doi: 10.1016/j.ymthe.2017.11.015.
(IF: 6,938; D1)

Torra A, Parent A, Cuadros T, Rodríguez-Galván B, Ruiz-Bronchal E, Ballabio A, Bortolozzi A, Vila M*, Bové J*.
Overexpression of TFEB drives a pleiotropic neurotrophic effect and prevents Parkinson's disease-related neurodegeneration
Molecular Therapy (2018) 26(6):1552-1567 (*co-corresponding Authors)
doi: 10.1016/j.ymthe.2018.02.022
(IF: 6,938; D1)

Franco-Iborra S, Cuadros T, Parent A, Romero-Gimenez J, Vila M*, Perier C*.
Defective mitochondrial protein import contributes to complex I-induced mitochondrial dysfunction and neurodegeneration in Parkinson's disease.
Cell Death & Disease (2018) 9(11):1122 (*co-corresponding Authors)
doi: 10.1038/s41419-018-1154-0
(IF: 5,638; Q1)

Lassot I, Mora S, Lesage S, Zieba B, Coque E, Condroyer C, Bossowski JP, Mojsa B, Marelli C, Tesson C, Carballo-Carbajal I, Laguna A, Mangone G, Vila M, Brice A, Desagher S.
The E3 ubiquitin-ligases TRIM17 and TRIM41 modulate α-synuclein expression by regulating ZSCAN21.
Cell Reports (2018) 25(9):2484-2496.e9
doi: 10.1016/j.celrep.2018.11.002
(IF: 8.932; Q1)v

VIEW ALL PUBLICATIONS >

© FIR-HUVH Fundació Institut de Recerca Hospital Universitari Vall d'Hebron 2019 | Developed by: ondeuev

Neurosciences

Overview

The Neuroscience area is consolidating its position as one of the largest clusters of research labs working on neurological diseases across Europe. Thirteen groups are currently part of this area, working closely with top clinicians at the hospital. The area encompasses different aspects related to neuroscience, such as neural development, neurodegeneration, neuroimmunology, neurological pain, mental health, neurosurgery, pediatric neurology or neuroimaging

There are groups also focused on cell signaling and apoptosis and translational bioinformatics.

Publications

242	1850.832	7.648
TOTAL	IMPACT FACTOR	AVERAGE IMPACT FACTOR

Headache and Neurological Pain

Group Leader: Patricia Pozo Rosich



team zoom download

Overview | Publications | Main research projects

10	100.407	10.041
TOTAL	IMPACT FACTOR	AVERAGE IMPACT FACTOR

SELECTED ARTICLES

Brainstorm Consortium.
Analysis of shared heritability in common disorders of the brain.
Science 2018;360(6395) doi: 10.1126/science.aap8757
Impact factor 41.037. Q1 Multidisciplinary Sciences

Torres-Ferrus M, Vila-Sala M, Quintana M, Ajanovic S, Gallardo VJ, Gomez JB, AlvarezSabin J, Macaya A, Pozo-Rosich P.
Headache, comorbidities and lifestyle in an adolescent population (The TEENs Study).
Cephalalgia 2019;39:91-99 doi: 10.1177/0333102418777509
Impact factor 4.438. Q1 Clinical Neurology, Q1 Neurosciences

Dominguez C, Pozo-Rosich P, Torres-Ferrus M, Hernandez-Beltran N. Jurado-Cobo C, Gonzalez-Oria C, Santos S, Monzon MJ, Latorre G, Alvaro LC, Gago A, Gallego A, Medrano V, Huerta M, Garcia-Alhama J, Belvis R, Leira Y, Leira R.
OnabotulinumtoxinA in chronic migraine: predictors of respomse. A prospective multicentre descriptive study.
Eur J Neurol 2018;25:411-16 doi: 10.1111/ene.13523
Impact factor 4.287. Q1 Clinical Neurology, Q1 Neurosciences

Tassorelli C, Diener HC, Dodick DW, Silberstein SD, Lipton RB, Ashina M, Becker WJ, Ferrari MD, Goadsby PJ, Pozo-Rosich P, Wang SJ; International Headache Society Clinical Trials Standing Committee.
Guidelines of the International Headache Society for controlled trials of preventive treatment of chronic migraine in adults.
Cephalalgia 2018;38:815-832. doi: 10.1177/0333102418758283
Impact factor 4.438. Q1 Clinical Neurology, Q1 Neurosciences

May A, Schwedt TJ, Magis D, Pozo-Rosich P, Evers S, Wang SJ.
Cluster headache.
Nat Rev Dis Primers 2018; 1;4:18006 doi: 10.1038/nrdp.2018.6
Impact factor 32.274. Q1 Clinical Neurology, Q1 Neurosciences

VIEW ALL PUBLICATIONS >

Research Areas

Oncology
Vascular Biology and Metabolism (VAM)
< Neurosciences
Infectious Diseases
Digestive and Liver Diseases
Immunomediated Diseases and Innovative Therapies
Research in Surgery
Obstetrics, Pediatrics and Genetics

© FIR-HUVH Fundació Institut de Recerca Hospital Universitari Vall d'Hebron 2019 | Developed by: ondeuev

Neurosciences

Overview

The Neuroscience area is consolidating its position as one of the largest clusters of research labs working on neurological diseases across Europe. Thirteen groups are currently part of this area, working closely with top clinicians at the hospital. The area encompasses different aspects related to neuroscience, such as neural development, neurodegeneration, neuroimmunology, neurological pain, mental health, neurosurgery, pediatric neurology or neuroimaging

There are groups also focused on cell signaling and apoptosis and translational bioinformatics.

Publications

242
TOTAL

1850.832
IMPACT FACTOR

7.648
AVERAGE IMPACT FACTOR

Clinical Neuroimmunology

Group Leader: Xavier Montalban Gairín

team | zoom | download

Overview | Publications | Main research projects

63
TOTAL

556.373
IMPACT FACTOR

8.831
AVERAGE IMPACT FACTOR

SELECTED ARTICLES

Calvo-Barreiro L, Eixarch H, Montalban X, Espejo C
Combined therapies to treat complex diseases: The role of the gut microbiota in multiple sclerosis
Autoimmun Rev. 2018 Feb;17(2):165-174
doi: 10.1016/j.autrev.2017.11.019
IF (JCR 2017): 8.745 – D1

Thompson AJ, Banwell BL, Barkhof F, Carroll WM, Coetzee T, Comi G, Correale J, Fazekas F, Filippi M, Freedman MS, Fujihara K, Galetta SL, Hartung HP, Kappos L,
Lublin FD, Marrie RA, Miller AE, Miller DH, Montalban X, Mowry EM, Sorensen PS, Tintoré M, Traboulsee AL, Trojano M, Uitdehaag BMJ, Vukusic S, Waubant E, Weinshenker BG, Reingold SC, Cohen JA
Diagnosis of multiple sclerosis: 2017 revisions of the McDonald criteria
Lancet Neurol. 2018 Feb;17(2):162-173
doi: 10.1016/S1474-4422(17)30470-2
IF (JCR 2017): 27.144 – D1

Arrambide G, Rovira A, Sastre-Garriga J, Tur C, Castilló J, Río J, Vidal-Jordana A, Galán I, Rodríguez-Acevedo B, Midaglia L, Nos C, Mulero P, Arévalo MJ, Comabella M, Huerga E, Auger C, Montalban X, Tintore M
Spinal cord lesions: A modest contributor to diagnosis in clinically isolated syndromes but a relevant prognostic factor
Mult Scler J. 2018 Mar;24(3):301-312
doi: 10.1177/1352458517697830
IF (JCR 2017): 5.28 – Q1

Arrambide G, Tintore M, Espejo C, Auger C, Castillo M, Río J, Castilló J, Vidal-Jordana A, Galán I, Nos C, Mitjana R, Mulero P, de Barros A, Rodríguez-Acevedo B, Midaglia L, Sastre-Garriga J, Rovira A, Comabella M, Montalban X
The value of oligoclonal bands in the multiple sclerosis diagnostic criteria
Brain. 2018 Apr 1;141(4):1075-1084
doi: 10.1093/brain/awy006
IF (JCR 2017): 10.848 – D1

Matute-Blanch C, Villar LM, Álvarez-Cermeño JC, Rejdak K, Evdoshenko E, Makshakov G, Nazarov V, Lapin S, Midaglia L, Vidal-Jordana A, Drulovic J, García-Merino A, Sánchez-López AJ, Havrdova E, Saiz A, Llufriu S, Alvarez-Lafuente R, Schroeder I, Zettl UK, Galimberti D, Ramió-Torrentà L, Robles R, Quintana E, Hegen H, Deisenhammer F, Río J, Tintoré M, Sánchez A, Montalban X, Comabella M
Neurofilament light chain and oligoclonal bands are prognostic biomarkers in radiologically isolated syndrome
Brain. 2018 Apr 1;141(4):1085-1093
doi: 10.1093/brain/awy021
IF (JCR 2017): 10.848 – D1

VIEW ALL PUBLICATIONS >

© FIR-HUVH Fundació Institut de Recerca Hospital Universitari Vall d'Hebron 2019 | Developed by: ondeuev

Neurosciences

Overview

The Neuroscience area is consolidating its position as one of the largest clusters of research labs working on neurological diseases across Europe. Thirteen groups are currently part of this area, working closely with top clinicians at the hospital. The area encompasses different aspects related to neuroscience, such as neural development, neurodegeneration, neuroimmunology, neurological pain, mental health, neurosurgery, pediatric neurology or neuroimaging

There are groups also focused on cell signaling and apoptosis and translational bioinformatics.

Publications

242	1850.832	7.648
TOTAL	IMPACT FACTOR	AVERAGE IMPACT FACTOR

Cell Signaling and Apoptosis

Group Leader: Joan X. Comella Carnicé

team zoom download

Overview | Publications | Main research projects

2	11.014	5.507
TOTAL	IMPACT FACTOR	AVERAGE IMPACT FACTOR

SELECTED ARTICLES

Fuschini G, Cotrufo T, Ros O, Muhaisen A, Andrés R, Comella JX & Soriano E.
Syntaxin-1/TI-VAMP SNAREs interact with Trk receptors and are required for neurotrophin-dependent outgrowth.
Oncotarget 2018, 9(89):35922-35940
DOI: 10.18632/oncotarget.26307. eCollection 2018 Nov 13.
PMID: 30542508
IF: 5,168 (2016)

Gómez-Arboledas A, Dávila JC, Sánchez-Mejías E, Navarro V, Núñez-Díaz C, Sánchez-Varo R, Sánchez-Mico MV, Trujillo-Estrada L, Fernández-Valenzuela JJ, Vizuete M, Comella JX, Galea E, Vitorica J, Gutiérrez A.
Phagocytic clearance of presynaptic dystrophies by reactive astrocytes in Alzheimer's disease.
GLIA 2018 637-653
DOI: 10.1002/glia.23270.
PMID: 29178139
IF: 6,200 (2016)

VIEW ALL PUBLICATIONS >

© FIR-HUVH Fundació Institut de Recerca Hospital Universitari Vall d'Hebron 2019 | Developed by: ondeuev

Infectious Diseases

Overview

The aim of the seven groups of this area is to improve the outcomes of patients with infectious diseases. The Epidemiology and Public Health group is mainly focused on the epidemiology and prevention of healthcare acquired infections, transmissible infections and on the new preventive vaccines. The Infectious Diseases group focuses on improving the strategies of clinical problems observed in clinical practice. Microbiology studies mechanisms of resistance to antimicrobials, pathogenicity, taxonomy and epidemiology, and infectious diseases diagnostics.

The CRIPS group focuses on the most prevalent aspects of infections in the intensive care unit (ICU), while SODIR group works in the areas of shock, organ dysfunction and resuscitation.

There is also a group focused on infection in immunocompromised pediatric patients, and a group from the CIBBIM-Nanomedicine interested in the synthesis, characterization and applications of engineered inorganic nanoparticles in the field of medicine.

Publications

108	876.949	4.665
TOTAL	IMPACT FACTOR	AVERAGE IMPACT FACTOR

SELECT RESEARCH GROUP

Research Areas

Oncology

Vascular Biology and Metabolism (VAM)

Neurosciences

< **Infectious Diseases**

Digestive and Liver Diseases

Immunomediated Diseases and Innovative Therapies

Research in Surgery

Obstetrics, Pediatrics and Genetics

© FIR-HUVH Fundació Institut de Recerca Hospital Universitari Vall d'Hebron 2019 | Developed by: ondeuev

Infectious Diseases

Overview

The aim of the seven groups of this area is to improve the outcomes of patients with infectious diseases. The Epidemiology and Public Health group is mainly focused on the epidemiology and prevention of healthcare acquired infections, transmissible infections and on the new preventive vaccines. The Infectious Diseases group focuses on improving the strategies of clinical problems observed in clinical practice. Microbiology studies mechanisms of resistance to antimicrobials, pathogenicity, taxonomy and epidemiology, and infectious diseases diagnostics.

The CRIPS group focuses on the most prevalent aspects of infections in the intensive care unit (ICU), while SODIR group works in the areas of shock, organ dysfunction and resuscitation.

There is also a group focused on infection in immunocompromised pediatric patients, and a group from the CIBBIM-Nanomedicine interested in the synthesis, characterization and applications of engineered inorganic nanoparticles in the field of medicine.

Publications

108 TOTAL

876.949 IMPACT FACTOR

4.665 AVERAGE IMPACT FACTOR

CIBBIM- Nanomedicine. Pharmacokinetic Nanoparticles

Group Leader: Victor Franco Puntes

team zoom download

Overview | Publications | Main research projects

2 TOTAL

7.36 IMPACT FACTOR

3.68 AVERAGE IMPACT FACTOR

SELECTED ARTICLES

Lorenzo Russo, Juan Leva Bueno, Jose Francisco Bergua, Monica Costantini, Marco Giannetto, Victor Puntes, Alfredo de la Escosura-Muñiz, Arben Merkoçi.
Low-Cost Strategy for the Development of a Rapid Electrochemical Assay for Bacteria Detection Based on AuAg
Nanoshells. ACSOmega. 2018. 3, 12, 18849-18856.
impact factor: 13.709
https://doi.org/10.1021/acsomega.8b02458

Lorenzo Russo; Victor Puntes; Arben Merkoçi.
Tunable electrochemistry of gold-silver alloy nanoshells.
Nano Research. 08/2018.
<https://doi.org/10.1007/s12274-018-2157-y>. ISSN 1998-0000
impact factor: 7.994

Sonja Mulhopt; . et al.
Characterization of nanoparticle batch-to-batch variability.
Nanomaterials 2018, 8(5), 311;
https://doi.org/10.3390/nano8050311. 2018.
impact factor 2.233

Carolin L. Schultz; Elma Lahive; Alan Lawlor; Alison Crossley; Victor Puntes; Jason M. Unrine; Claus Svendsen; David J. Spurgeon.
Influence of soil porewater properties on the fate and toxicity of silver nanoparticles to Caenorhabditis elegans.
Environmental Toxicology and Chemistry. 0 – 0, 2018.
impact factor: 3.179

Eudald Casals; Muriel F. Gusta; Lena Montana; Manel Mendoza; Nerea Maiz; Elena Carreras; Victor Puntes.
Nanotechnology for Maternal Foetal Medicine.
Int J Ped & Neo Heal. 2, pp. 57 – 66. 2018.
impact factor: 0.650

VIEW ALL PUBLICATIONS >

© FIR-HUVH Fundació Institut de Recerca Hospital Universitari Vall d'Hebron 2019 | Developed by: ondeuev

Infectious Diseases

Overview

The aim of the seven groups of this area is to improve the outcomes of patients with infectious diseases. The Epidemiology and Public Health group is mainly focused on the epidemiology and prevention of healthcare acquired infections, transmissible infections and on the new preventive vaccines. The Infectious Diseases group focuses on improving the strategies of clinical problems observed in clinical practice. Microbiology studies mechanisms of resistance to antimicrobials, pathogenicity, taxonomy and epidemiology, and infectious diseases diagnostics.

The CRIPS group focuses on the most prevalent aspects of infections in the intensive care unit (ICU), while SODIR group works in the areas of shock, organ dysfunction and resuscitation.

There is also a group focused on infection in immunocompromised pediatric patients, and a group from the CIBBIM-Nanomedicine interested in the synthesis, characterization and applications of engineered inorganic nanoparticles in the field of medicine.

Publications

108 TOTAL | **876.949** IMPACT FACTOR | **4.665** AVERAGE IMPACT FACTOR

Epidemiology and Public Health

Group Leader: Magda Campins Martí

team zoom download

Overview | Publications | Main research projects

18 TOTAL | **74.982** IMPACT FACTOR | **4.166** AVERAGE IMPACT FACTOR

SELECTED ARTICLES

Montalban X, Gold R, Thompson AJ, Otero-Romero S, Amato MP, Chandraratna D, Clanet M, Comi G, Derfuss T, Fazekas F, Hartung HP, Havrdova E, Hemmer B, Kappos L, Liblau R, Lubetzki C, Marcus E, Miller DH, Olsson T, Pilling S, Selmaj K, Siva A, Sorensen PS, Sormani MP, Thalheim C, Wiendl H, Zipp F.
ECTRIMS/EAN Guideline on the pharmacological treatment of people with multiple sclerosis.
Mult Scler. 2018 Feb; 24(2):96-120.
DOI: 10.1177/1352458517751049.
IF: 5.280 Quartil 1

Jané M, Vidal MJ, Camps N, Campins M, Martínez A, Balcells J, Martin-Gomez MT, Bassets G, Herrera-León S, Foguet A, Maresma M, Follia N, Uriona S, Pumarola T.
A case of respiratory toxigenic diphtheria: contact tracing results and considerations following a 30-year disease-free interval, Catalonia, Spain, 2015.
Euro Surveill. 2018 Mar; 23(13).
DOI: 10.2807/1560-7917.ES.2018.23.13.17-00183.
IF: 7.1 Decil 1

Peña-López Y, Pujol M, Campins M, Lagunes L, Balcells J, Rello J.
Assessing prediction accuracy for outcomes of ventilator-associated events and infections in critically ill children: a prospective cohort study.
Clin Microbiol Infect. 2018 Jul; 24(7):732-737.
DOI: 10.1016/j.cmi.2017.10.004.
IF: 5.394 Decil 1

Selva-O'Callaghan A, Martinez-Gómez X, Trallero-Araguás E, Pinal-Fernández I.
The diagnostic work-up of cancer-associated myositis.
Curr Opin Rheumatol. 2018 Nov; 30(6):630-636.
DOI: 10.1097/BOR.0000000000000535.
IF: 4.277 Quartil 1

Vilca LM, Verma A, Bonati M, Campins M
Impact of influenza on outpatient visits and hospitalizations among pregnant women in Catalonia, Spain.
J Infect. 2018 Dec; 77(6):553-560.
DOI: 10.1016/j.jinf.2018.06.015.
IF: 4.603 Quartil 1

VIEW ALL PUBLICATIONS >

© FIR-HUVH Fundació Institut de Recerca Hospital Universitari Vall d'Hebron 2019 | Developed by: ondeuev

Infectious Diseases

Overview

The aim of the seven groups of this area is to improve the outcomes of patients with infectious diseases. The Epidemiology and Public Health group is mainly focused on the epidemiology and prevention of healthcare acquired infections, transmissible infections and on the new preventive vaccines. The Infectious Diseases group focuses on improving the strategies of clinical problems observed in clinical practice. Microbiology studies mechanisms of resistance to antimicrobials, pathogenicity, taxonomy and epidemiology, and infectious diseases diagnostics.

The CRIPS group focuses on the most prevalent aspects of infections in the intensive care unit (ICU), while SODIR group works in the areas of shock, organ dysfunction and resuscitation.

There is also a group focused on infection in immunocompromised pediatric patients, and a group from the CIBBIM-Nanomedicine interested in the synthesis, characterization and applications of engineered inorganic nanoparticles in the field of medicine.

Publications

108
TOTAL

876.949
IMPACT FACTOR

4.665
AVERAGE IMPACT FACTOR

Shock, Organ Dysfunction and Resuscitation (SODIR)

Group Leader: Ricard Ferrer Roca

team zoom download

Overview | Publications | Main research projects

25
TOTAL

148.468
IMPACT FACTOR

5.939
AVERAGE IMPACT FACTOR

SELECTED ARTICLES

Roca O, Caralt B, Messika J, Samper M, Sztrymf B, Hernandez G, Garcia-de-Acilu M, Frat JP, Masclans JR, Ricard JD
An Index Combining Respiratory Rate and Oxygenation to Predict Outcome of Nasal High Flow Therapy.
Am J Respir Crit Care Med. 2018 Dec 21.
doi: 10.1164/rccm.201803-0589OC.
Impact factor: 15,239

Coopersmith CM, De Backer D, Deutschman CS, Ferrer R, Lat I, Machado FR, Martin GS, Martin-Loeches I, Nunnally ME, Antonelli M, Evans LE, Hellman J, Jog S, Kesecioglu J, Levy MM, Rhodes A
Surviving sepsis campaign: research priorities for sepsis and septic shock.
Intensive Care Med. 2018 Sep;44(9):1400-1426.
doi: 10.1007/s00134-018-5175-z.
Impact factor: 15,008

Guerin C, Beuret P, Constantin JM, Bellani G, Garcia-Olivares P, Roca O, Meertens JH, Maia PA, Becher T, Peterson J, Larsson A, Gurjar M, Hajjej Z, Kovari F, Assiri AH, Mainas E, Hasan MS, Morocho-Tutillo DR, Baboi L, Chretien JM, Francois G, Ayzac L, Chen L, Brochard L, Mercat A
A prospective international observational prevalence study on prone positioning of ARDS patients: the APRONET (ARDS Prone Position Network) study.
Intensive Care Med. 2018 Jan;44(1):22-37.
doi: 10.1007/s00134-017-4996-5.
Factor d'impacte: 15,008

Peghin M, Los-Arcos I, Hirsch HH, Codina G, Monforte V, Bravo C, Berastegui C, Jauregui A, Romero L, Cabral E, Ferrer R, Sacanell J, Roman A, Len O, Gavalda J
Community-acquired respiratory viruses are a risk factor for chronic lung allograft dysfunction.
Clin Infect Dis. 2018 Dec 17. pii: 5250733.
doi: 10.1093/cid/ciy1047.
Impact factor: 9,117

Ferrer R, et al.
Improved empirical antibiotic treatment of sepsis after an educational intervention: the ABISS-Edusepsis study.
Crit Care. 2018 Jun 22;22(1):167.
doi: 10.1186/s13054-018-2091-0.
Impact factor: 6,425

VIEW ALL PUBLICATIONS >

Research Areas

Oncology

Vascular Biology and Metabolism (VAM)

Neurosciences

< **Infectious Diseases**

Digestive and Liver Diseases

Immunomediated Diseases and Innovative Therapies

Research in Surgery

Obstetrics, Pediatrics and Genetics

© FIR-HUVH Fundació Institut de Recerca Hospital Universitari Vall d'Hebron 2019 | Developed by: ondeuev

Infectious Diseases

Overview

The aim of the seven groups of this area is to improve the outcomes of patients with infectious diseases. The Epidemiology and Public Health group is mainly focused on the epidemiology and prevention of healthcare acquired infections, transmissible infections and on the new preventive vaccines. The Infectious Diseases group focuses on improving the strategies of clinical problems observed in clinical practice. Microbiology studies mechanisms of resistance to antimicrobials, pathogenicity, taxonomy and epidemiology, and infectious diseases diagnostics.

The CRIPS group focuses on the most prevalent aspects of infections in the intensive care unit (ICU), while SODIR group works in the areas of shock, organ dysfunction and resuscitation.

There is also a group focused on infection in immunocompromised pediatric patients, and a group from the CIBBIM-Nanomedicine interested in the synthesis, characterization and applications of engineered inorganic nanoparticles in the field of medicine.

Publications

108 TOTAL | **876.949** IMPACT FACTOR | **4.665** AVERAGE IMPACT FACTOR

Microbiology

Group Leader: Tomàs Pumarola

team zoom download

Overview | Publications | Main research projects

51 TOTAL | **184.581** IMPACT FACTOR | **3.619** AVERAGE IMPACT FACTOR

SELECTED ARTICLES

Andrés C, Peremiquel-Trillas P, Gimferrer L, Isern A, Piñana M, Rodrigo-Pendás JÁ, Codina MG, Martín MDC, Fuentes F, Rubio S, Campins-Martí M, Pumarola T, Antón A.
Genetic diversity of rhinoviruses detected at a tertiary hospital in Catalonia (Spain) during the 2014-2017 seasons.
Future Microbiol. 2018 Nov;13:1565-1573.
doi: 10.2217/fmb-2018-0151.
IF: 3.19

Rando-Segura A, Aznar ML, Moreno MM, Espasa M, Sulleiro E, Bocanegra C, Gil E, Eugénio ANE, Escartin C, Zacarias A, Vegue J, Katimba D, Vivas MC, Gabriel E, Marina MC, Mendioroz J, López MT, Pumarola T, Molina I, Tórtola MT.
Drug Resistance of *Mycobacterium tuberculosis* Complex in a Rural Setting, Angola.
Emerg Infect Dis. 2018 Mar;24(3):569-572.
doi: 10.3201/eid2403.171562.
IF: 8.22

Jané M, Vidal MJ, Camps N, Campins M, Martínez A, Balcells J, Martin-Gomez MT, Bassets G, Herrera-León S, Foguet A, Maresma M, Follia N, Uriona S, Pumarola T.
A case of respiratory toxigenic diphtheria: contact tracing results and considerations following a 30-year disease-free interval, Catalonia, Spain, 2015.
Euro Surveill. 2018 Mar;23(13).
doi: 10.2807/1560-7917.ES.2018.23.13.17-00183.
IF: 7.12

Brown-Jaque M, Rodriguez Oyarzun L, Cornejo-Sánchez T, Martín-Gómez MT, Gartner S, de Gracia J, Rovira S, Alvarez A, Jofre J, González-López JJ, Muniesa M.
Detection of Bacteriophage Particles Containing Antibiotic Resistance Genes in the Sputum of Cystic Fibrosis Patients.
Front Microbiol. 2018 May 1;9:856.
doi: 10.3389/fmicb.2018.00856.
IF: 4.02

Gimferrer L, Andrés C, Rando A, Piñana M, Codina MG, Martin MDC, Fuentes F, Rubio S, Alcubilla P, Pumarola T, Antón A.
Evaluation of Seegene Allplex Respiratory Panel 1 kit for the detection of influenza virus and human respiratory syncytial virus.
J Clin Virol. 2018 Aug;105:31-34.
doi: 10.1016/j.jcv.2018.05.006.
IF: 3.10

VIEW ALL PUBLICATIONS >

Vall d'Hebron | Vall d'Hebron Hospital | Generalitat de Catalunya Departament de Salut | Institut Català de la Salut | UAB Universitat Autònoma de Barcelona | Generalitat de Catalunya Departament d'Economia i Coneixement | Institució CERCA Centres de Recerca de Catalunya

© FIR-HUVH Fundació Institut de Recerca Hospital Universitari Vall d'Hebron 2019 | Developed by: ondeuev

Infectious Diseases

Overview

The aim of the seven groups of this area is to improve the outcomes of patients with infectious diseases. The Epidemiology and Public Health group is mainly focused on the epidemiology and prevention of healthcare acquired infections, transmissible infections and on the new preventive vaccines. The Infectious Diseases group focuses on improving the strategies of clinical problems observed in clinical practice. Microbiology studies mechanisms of resistance to antimicrobials, pathogenicity, taxonomy and epidemiology, and infectious diseases diagnostics.

The CRIPS group focuses on the most prevalent aspects of infections in the intensive care unit (ICU), while SODIR group works in the areas of shock, organ dysfunction and resuscitation.

There is also a group focused on infection in immunocompromised pediatric patients, and a group from the CIBBIM-Nanomedicine interested in the synthesis, characterization and applications of engineered inorganic nanoparticles in the field of medicine.

Publications

108	876.949	4.665
TOTAL	IMPACT FACTOR	AVERAGE IMPACT FACTOR

Infectious Diseases

Group Leader: Benito Almirante

team zoom download

Overview | Publications | Main research projects

88	403.044	4.580
TOTAL	IMPACT FACTOR	AVERAGE IMPACT FACTOR

SELECTED ARTICLES

Perez-Molina JA, Molina I.
Chagas disease. Lancet.
Pubmed: 28673423
DOI: 10.1016/S0140-6736(17)31612-4.
FI: 53,254

Peghin M, Los-Arcos I, Hirsch HH, Codina G, Monforte V, Bravo C, Berastegui C, Jauregui A, Romero L, Cabral E, Ferrer R, Sacanell J, Roman A, Len O, Gavalda J.
Community-acquired respiratory viruses are a risk factor for chronic lung allograft dysfunction.
CLINICAL INFECTIOUS DISEASES.
Pubmed: 30561555
DOI: 10.1093/cid/ciy1047.
FI: 9,117

Willekens R, Puig-Asensio M, Ruiz-Camps I, Larrosa MN, Gonzalez-Lopez JJ, Rodriguez-Pardo D, Fernandez-Hidalgo N, Pigrau C, Almirante B.
Early oral switch to linezolid for low-risk patients with Staphylococcus aureus bloodstream infections: a propensity-matched cohort study.
CLINICAL INFECTIOUS DISEASES.
Pubmed: 30351401.
DOI: 10.1093/cid/ciy916.
FI: 9,117

Rando-Segura A, Aznar ML, Moreno MM, Espasa M, Sulleiro E, Bocanegra C, Gil E, Eugenio ANE, Escartin C, Zacarias A, Vegue J, Katimba D, Vivas MC, Gabriel E, Marina MC, Mendioroz J, Lopez MT, Pumarola T, Molina I, Tortola MT.
Drug Resistance of Mycobacterium tuberculosis Complex in a Rural Setting, Angola. EMERGING INFECTIOUS DISEASES.
Pubmed: 29460748
DOI: 10.3201/eid2403.171562.
FI: 7,422

Fernández-Hidalgo N, Ribera A, Larrosa MN, Viedma E, Origüen J, de Alarcón A, Fariñas MC, Sáez C, Peña C, Múñez E, García López MV, Gavaldà J, Pérez-Montarelo D, Chaves F, Almirante B
Impact of Staphylococcus aureus phenotype and genotype on the clinical characteristics and outcome of infective endocarditis. A multicentre, longitudinal, prospective, observational study CLINICAL MICROBIOLOGY AND INFECTION.
Pubmed: 29269091
DOI: 10.1016/j.cmi.2017.12.002.
FI: 5,394

VIEW ALL PUBLICATIONS >

© FIR-HUVH Fundació Institut de Recerca Hospital Universitari Vall d'Hebron 2019 | Developed by: ondeuev

Infectious Diseases

Overview

The aim of the seven groups of this area is to improve the outcomes of patients with infectious diseases. The Epidemiology and Public Health group is mainly focused on the epidemiology and prevention of healthcare acquired infections, transmissible infections and on the new preventive vaccines. The Infectious Diseases group focuses on improving the strategies of clinical problems observed in clinical practice. Microbiology studies mechanisms of resistance to antimicrobials, pathogenicity, taxonomy and epidemiology, and infectious diseases diagnostics.

The CRIPS group focuses on the most prevalent aspects of infections in the intensive care unit (ICU), while SODIR group works in the areas of shock, organ dysfunction and resuscitation.

There is also a group focused on infection in immunocompromised pediatric patients, and a group from the CIBBIM-Nanomedicine interested in the synthesis, characterization and applications of engineered inorganic nanoparticles in the field of medicine.

Publications

108 TOTAL | **876.949** IMPACT FACTOR | **4.665** AVERAGE IMPACT FACTOR

Infection in Immunocompromised Pediatric Patients

Group Leader: Pere Soler Palacin

team | zoom | download

Overview | Publications | Main research projects

25 TOTAL | **122.071** IMPACT FACTOR | **4.883** AVERAGE IMPACT FACTOR

SELECTED ARTICLES

Harausz EP, Garcia-Prats AJ, Law S, Schaaf HS, Kredo T, Seddon JA, Menzies D, Turkova A, Achar J, Amanullah F, Barry P, Becerra M, Chan ED, Chan PC, Ioana Chiotan D, Crossa A, Drobac PC, Fairlie L, Falzon D, Flood J, Gegia M, Hicks RM, Isaakidis P, Kadri SM, Kampmann B, Madhi SA, Marais E, Mariandyshev A, Mendez-Echevarria A, Moore BK, Nargiza P, Ozere I, Padayatchi N, Ur-Rehman S, Rybak N, Santiago-Garcia B, Shah NS, Sharma S, Shim TS, Skrahina A, Soriano-Arandes A, van den Boom M, van der Werf MJ, van der Werf TS, Williams B, Yablokova E, Yim JJ, Furin J, Hesseling AC
Treatment and outcomes in children with multidrug-resistant tuberculosis: A systematic review and individual patient data meta-analysis.
PLoS Med. 2018 Jul 11;15(7):e1002591.
DOI: 10.1371/journal.pmed.1002591.
IF: 11, 68

Esteve-Sole A, Sologuren I, Martinez-Saavedra MT, Deya-Martinez A, Oleaga-Quintas C, Martinez-Barricarte , Martin-Nalda A, Juan M, Casanova JL, Rodriguez-Gallego C, Alsina L, Bustamante J
Laboratory evaluation of the IFN-gamma circuit for the molecular diagnosis of Mendelian susceptibility to mycobacterial disease.
Crit Rev Clin Lab Sci. 2018 May;55(3):184-204.
DOI: 10.1080/10408363.2018.1444580
IF: 6, 48

Baumann U, Routes JM, Soler-Palacin P, Jolles S
The Lung in Primary Immunodeficiencies: New Concepts in Infection and Inflammation.
Front Immunol. 2018 Aug 8;9:1837.
DOI: 10.3389/fimmu.2018.01837.
IF: 5, 51

Soler-Palacin P, Garcia-Prat M, Martin-Nalda A, Franco-Jarava C, Riviere JG, Plaja A, Bezdan D, Bosio M, Martinez-Gallo M, Ossowski S, Colobran R
LRBA Deficiency in a Patient With a Novel Homozygous Mutation Due to Chromosome 4 Segmental Uniparental Isodisomy.
Front Immunol. 2018 Oct 16;9:2397.
DOI: 10.3389/fimmu.2018.02397.
IF: 5, 51

Rodo C, Suy A, Sulleiro E, Soriano-Arandes A, Anton A, Garcia I, Arevalo S, Vazquez E, Vazquez A, Ory F, Sanchez-Seco MP, Rodrigo C, Pumarola T, Carreras E
In utero negativization of Zika virus in a case with serious Central Nervous System abnormalities.
Clin Microbiol Infect. 2018 May; 24(5):549.e1-549.e3.
DOI: 10.1016/j.cmi.2017.09.022
IF: 5, 39

VIEW ALL PUBLICATIONS >

© FIR-HUVH Fundació Institut de Recerca Hospital Universitari Vall d'Hebron 2019 | Developed by: ondeuev

Infectious Diseases

Overview

The aim of the seven groups of this area is to improve the outcomes of patients with infectious diseases. The Epidemiology and Public Health group is mainly focused on the epidemiology and prevention of healthcare acquired infections, transmissible infections and on the new preventive vaccines. The Infectious Diseases group focuses on improving the strategies of clinical problems observed in clinical practice. Microbiology studies mechanisms of resistance to antimicrobials, pathogenicity, taxonomy and epidemiology, and infectious diseases diagnostics.

The CRIPS group focuses on the most prevalent aspects of infections in the intensive care unit (ICU), while SODIR group works in the areas of shock, organ dysfunction and resuscitation.

There is also a group focused on infection in immunocompromised pediatric patients, and a group from the CIBBIM-Nanomedicine interested in the synthesis, characterization and applications of engineered inorganic nanoparticles in the field of medicine.

Publications

108	876.949	4.665
TOTAL	IMPACT FACTOR	AVERAGE IMPACT FACTOR

Clinical Research/Innovation in Pneumonia and Sepsis (CRIPS)

Group Leader: Jordi Rello

team zoom download

Overview | Publications | Main research projects

25	110.671	4.427
TOTAL	IMPACT FACTOR	AVERAGE IMPACT FACTOR

SELECTED ARTICLES

Ramirez-Estrada S, Lagunes L, Peña-Lopez Y, Vayehian-Azimi A, Nseir S, Arvaniti K, Bastug A, Totorika I, Oztoprak N, Bouadma L, Koulenti D, Rello J.
Assessing predictive accuracy for outcomes of ventilator-associated events in an international cohort: the EUVAE study.
Intensive Care Med 2018;44:1212-1220.
Doi: 10.1007/s00134-018-5269-7
IF: 15.008

Rello J, Alp E, Vandana KE.
Infectious Diseases: The 10 common truths I never believed.
Intensive Care Med Epub 2018 Jun 22. Doi: 10.1007/s00134-018-5272-z
IF: 15.008

Restrepo MI, Babu BL, Reyes LF ... and GLIMP Investigators (J. Rello between them).
Burden and risk factors for Pseudomonas aeruginosa community-acquired pneumonia: a multinational point prevalence study of hospitalized patients.
Eur Resp J 2018;52: pii:1701190. Doi: 101183/13993003.01190-2017
IF: 12.242

Rello J, van Engelen TSR, Alp E, Calandra T, Cattoir V, Kern WV, Netea MG, Nseir S, Opal SM, van der Veerdonk FL, Wilcox MH, Wiersinga WJ.
Towards precision medicine in Sepsis: A position paper from the European Society of Clinical Microbiology & Infectious Diseases.
Clin Microbiol Infect 2018;24:1264-1272. Doi: 10.1016/j.cmi.2018.03.11
IF: 5.394

Peña-Lopez Y, Puyol M, Campins M, Lagunes L, Balcells J, Rello J
Assessing predicition accuracy for outcomes of ventilator-associated events and infections in critically ill children: a prospective cohort study.
Clin Microbiol Infect 2018; 24:732-737. Doi: 10.1016/j.cmi.2017.10.004
IF: 5.394

VIEW ALL PUBLICATIONS >

© FIR-HUVH Fundació Institut de Recerca Hospital Universitari Vall d'Hebron 2019 | Developed by: ondeuev

Digestive and Liver Diseases

Overview

The Digestive & Liver Diseases research area is composed by three groups, whose main goal is to develop basic and traslational studies on the most frequent and impacting digestive and liver disorders afflicting the general population. In particular, the group of Physiology and Pathophysiology of the Digestive Tract integrates investigations on the function of the gastrointestinal tract including secretion, motility and absorption with cellular, molecular, immune and genetic aspects and their interactions with the microbiota and the brain-gut axis. The Liver Diseases Group deals clinical and basic research in viral hepatitis, liver cirrhosis, liver cancer and also non-alcoholic fatty liver disease and their complications. Finally, our area includes the Multidisciplinar Nursing research group which aims to generate knowledge in the specific area of activity of nurses and collaborate with other health professionals to improve care given to patients.

Publications

102	584.988	5.735
TOTAL	IMPACT FACTOR	AVERAGE IMPACT FACTOR

SELECT RESEARCH GROUP

Research Areas

Oncology

Vascular Biology and Metabolism (VAM)

Neurosciences

Infectious Diseases

< **Digestive and Liver Diseases**

Immunomediated Diseases and Innovative Therapies

Research in Surgery

Obstetrics, Pediatrics and Genetics

© FIR-HUVH Fundació Institut de Recerca Hospital Universitari Vall d'Hebron 2019 | Developed by: ondeuev

Digestive and Liver Diseases

Overview

The Digestive & Liver Diseases research area is composed by three groups, whose main goal is to develop basic and traslational studies on the most frequent and impacting digestive and liver disorders afflicting the general population. In particular, the group of Physiology and Pathophysiology of the Digestive Tract integrates investigations on the function of the gastrointestinal tract including secretion, motility and absorption with cellular, molecular, immune and genetic aspects and their interactions with the microbiota and the brain-gut axis. The Liver Diseases Group deals clinical and basic research in viral hepatitis, liver cirrhosis, liver cancer and also non-alcoholic fatty liver disease and their complications. Finally, our area includes the Multidisciplinar Nursing research group which aims to generate knowledge in the specific area of activity of nurses and collaborate with other health professionals to improve care given to patients.

Publications

102	584.988	5.735
TOTAL	IMPACT FACTOR	AVERAGE IMPACT FACTOR

Multidisciplinary Nursing Research Group

Group Leader: Esperanza Zuriguel Pérez

team zoom download

Overview | Publications | Main research projects | Patents

2	4.241	2.12
TOTAL	IMPACT FACTOR	AVERAGE IMPACT FACTOR

SELECTED ARTICLES

Bueno-Lopez V, Fuentelsaz-Gallego C, Casellas-Caro M, Falgueras-Serrano AM, Crespo-Berros S, Silvano-Cocinero AM, Alcaine-Guisado C, Zamoro Fuentes M, Carreras E, Terre-Rull C.
Efficiency of the modified Sims maternal position in the rotation of persistent occiput posterior position during labor: A randomized clinical trial.
"https://www.ncbi.nlm.nih.gov/pubmed/29537658" \o "Birth (Berkeley, Calif.)." Birth. 2018 Dec;45(4):385-392.
doi: 10.1111/birt.12347.
IF: 2.329

Zuriguel-Perez E, Lluch-Canut MT, Agustino-Rodriguez S, Gomez-Martin MDC, Roldan-Merino J, Falco-Pegueroles A.
Critical thinking: A comparative analysis between nurse managers and registered nurses.
"https://www.ncbi.nlm.nih.gov/pubmed/30198624" \o "Journal of nursing management." J Nurs Manag. 2018 Nov; 26(8):1083-1090.
doi: 10.1111/jonm.12640.
IF:1,912

Raurell-Torreda M, Arias-Rivera S, Marti JD, Frade-Mera MJ, Zaragoza-Garcia I, Gallart E, Velasco-Sanz TR, San Jose-Arribas A, Blazquez-Martinez E.
Degree of implementation of preventive strategies for post-ICU syndrome: Multi-centre, observational study in Spain.
Enferm Intensiva. 2018 Jun; 30(2):59-71.
doi: "http://dx.doi.org/10.1016/j.enfi.2018.04.004" \t "DOI"10.1016/j.enfi.2018.04.004
IF: 0

VIEW ALL PUBLICATIONS >

Research Areas

Oncology

Vascular Biology and Metabolism (VAM)

Neurosciences

Infectious Diseases

< Digestive and Liver Diseases

Immunomediated Diseases and Innovative Therapies

Research in Surgery

Obstetrics, Pediatrics and Genetics

© FIR-HUVH Fundació Institut de Recerca Hospital Universitari Vall d'Hebron 2019 | Developed by: ondeuev

Digestive and Liver Diseases

Overview

The Digestive & Liver Diseases research area is composed by three groups, whose main goal is to develop basic and traslational studies on the most frequent and impacting digestive and liver disorders afflicting the general population. In particular, the group of Physiology and Pathophysiology of the Digestive Tract integrates investigations on the function of the gastrointestinal tract including secretion, motility and absorption with cellular, molecular, immune and genetic aspects and their interactions with the microbiota and the brain-gut axis. The Liver Diseases Group deals clinical and basic research in viral hepatitis, liver cirrhosis, liver cancer and also non-alcoholic fatty liver disease and their complications. Finally, our area includes the Multidisciplinar Nursing research group which aims to generate knowledge in the specific area of activity of nurses and collaborate with other health professionals to improve care given to patients.

Publications

102 TOTAL | **584.988** IMPACT FACTOR | **5.735** AVERAGE IMPACT FACTOR

Physiology and Pathophysiology of the Digestive Tract

Group Leader: Fernando Azpiroz Vidaur

team zoom download

Overview | Publications | Main research projects | Patents

29 TOTAL | **163.795** IMPACT FACTOR | **5.648** AVERAGE IMPACT FACTOR

SELECTED ARTICLES

Sangrador I, Molero X, Campbell F, Franch-Exposito S, Rovira-Rigau M, Samper E, Dominguez Fraile M, Fillat C, Castells A, Vaquero EC
Zeb1 in stromal myofibroblasts promotes Kras-driven development of pancreatic cancer.
Cancer Res. 2018 Feb 28. pii: 0008-5472.CAN-17-1882.
DOI: 10.1158/0008-5472.CAN-17-1882.
IF: 9,13

Keller J, Bassotti G, Clarke J, Dinning P, Fox M, Grover M, Hellstrom PM, Ke M, Layer P, Malagelada C, Parkman HP, Scott SM, Tack J, Simren M, Tornblom H, Camilleri M
Expert consensus document: Advances in the diagnosis and classification of gastric and intestinal motility disorders.
Nature Reviews Gastroenterology & Hepatology
Nat Rev Gastroenterol Hepatol. 2018 May;15(5):291-308.
DOI: 10.1038/nrgastro.2018.7. Epub 2018 Apr 6.
IF: 16,99

Rodino-Janeiro BK, Martinez C, Fortea M, Lobo B, Pigrau M, Nieto A, Gonzalez-Castro AM, Salvo-Romero E, Guagnozzi D, Pardo-Camacho C, Iribarren C, Azpiroz F, Alonso-Cotoner C, Santos J, Vicario M
Decreased TESK1-mediated cofilin 1 phosphorylation in the jejunum of IBS-D patients may explain increased female predisposition to epithelial dysfunction.
Sci Rep. 2018 Feb 2;8(1):2255
DOI: 10.1038/s41598-018-20540-9.
IF: 4,12

Gomez-Hurtado I, Gimenez P, Garcia I, Zapater P, Frances R, Gonzalez-Navajas JM, Manichahn C, Ramos JM, Bellot P, Guarner F, Such J
Norfloxacin is more effective than Rifaximin in avoiding bacterial translocation in an animal model of cirrhosis.
Liver Int. 2018 Feb;38(2):295-302.
DOI: 10.1111/liv.13551. Epub 2017 Sep 13
IF: 4,5

Huaman JW, Mego M, Manichanh C, Canellas N, Canueto D, Segurola H, Jansana M, Malagelada C, Accarino A, Vulevic J, Tzortzis G, Gibson G, Saperas E, Guarner F, Azpiroz F
Effects of Prebiotics vs a Diet Low in Fodmaps in Patients with Functional Gut Disorder
Gastroenterology. 2018 Oct;155(4):1004-1007.
DOI: 10.1053/j.gastro.2018.06.045. Epub 2018 Jun 30.
IF: 20,773

VIEW ALL PUBLICATIONS >

© FIR-HUVH Fundació Institut de Recerca Hospital Universitari Vall d'Hebron 2019 | Developed by: ondeuev

Digestive and Liver Diseases

Overview

The Digestive & Liver Diseases research area is composed by three groups, whose main goal is to develop basic and traslational studies on the most frequent and impacting digestive and liver disorders afflicting the general population. In particular, the group of Physiology and Pathophysiology of the Digestive Tract integrates investigations on the function of the gastrointestinal tract including secretion, motility and absorption with cellular, molecular, immune and genetic aspects and their interactions with the microbiota and the brain-gut axis. The Liver Diseases Group deals clinical and basic research in viral hepatitis, liver cirrhosis, liver cancer and also non-alcoholic fatty liver disease and their complications. Finally, our area includes the Multidisciplinar Nursing research group which aims to generate knowledge in the specific area of activity of nurses and collaborate with other health professionals to improve care given to patients.

Publications

102
TOTAL

584.988
IMPACT FACTOR

5.735
AVERAGE IMPACT FACTOR

Liver Diseases

Group Leader: Joan Genescà Ferrer

team zoom download

Overview | Publications | Main research projects

63
TOTAL

396.080
IMPACT FACTOR

6.287
AVERAGE IMPACT FACTOR

SELECTED ARTICLES

MIDODRINE &ALBUMIN for Preventing COMPLICATIONS IN PATIENTS WITH CIRRHOSIS AWAITING Liver transplantation. Sola E, Sole C, Simon-Talero M, Martin-Llahi M, Castellote J, Garcia-Martinez R, Moreira R, Torrens M, Marquez F, Fabrellas N, Prada G, Huelin P, Benaiges EL, Ventura M, Manriquez M, Nazar A, Ariza X, Sune P, Graupera I, Pose E, Colmenero J, Pavesi M, Guevara M, Navasa M, Xiol X, Cordoba J, Vargas V, Gines P
J Hepatol. 2018 Dec;69(6):1250-1259.
doi: 10.1016/j.jhep.2018.08.006. Epub 2018 Aug 21.
Impact factor: 14,911

Resistance of high fitness hepatitis C virus to lethal mutagenesis. Gallego I, Gregori J, Soria ME, Garcia-Crespo C, Garcia-Alvarez M, Gomez-Gonzalez A, Valiergue R, Gomez J, Esteban JI, Quer J, Domingo E, Perales C
Virology. 2018 Oct;523:100-109.
doi: 10.1016/j.virol.2018.07.030. Epub 2018 Aug 11.
Impact factor: 3,374

Efficacy of Sofosbuvir and Velpatasvir, With and Without Ribavirin, in Patients With HCV genotype 3 Infection and Cirrhosis.
Esteban R, Pineda JA, Calleja JL, Casado M, Rodriguez M, Turnes J, Morano Amado LE, Morillas RM, Forns X, Pascasio Acevedo JM, Andrade RJ, Rivero A, Carrion JA, Lens S, Riveiro-Barciela M, McNabb B, Zhang G, Camus G, Stamm LM, Brainard DM, Subramanian GM, Buti M
Gastroenterology. 2018 Oct;155(4):1120-1127.e4.
doi: 10.1053/j.gastro.2018.06.042. Epub 2018 Jun 27.
Impact factor: 20,773

Restoration of A Healthy Intestinal Microbiota Normalizes Portal Hypertension In A Rat Model of Nonalcoholic Steatohepatitis.
Garcia-Lezana T, Raurell I, Bravo M, Torres-Arauz M, Salcedo MT, Santiago A, Schoenenberger A, Manichanh C, Genesca J, Martell M, Augustin S
Hepatology. 2018 Apr;67(4):1485-1498.
doi: 10.1002/hep.29646. Epub 2018 Feb 19.
Impact factor: 14,079

Decompensated liver disease due to primary hepatic amyloidosis: Is liver transplantation still mandatory?
Riveiro-Barciela M, Gironella M, Senin A, Salcedo MT, Merino-Casabiel X, Castells L, Esteban R, Buti M, Martinez-Valle F
Hepatology. 2018 Dec 18.
doi: 10.1002/hep.30464.
Impact factor: 14,079

VIEW ALL PUBLICATIONS >

© FIR-HUVH Fundació Institut de Recerca Hospital Universitari Vall d'Hebron 2019 | Developed by: ondeuev

Immunomediated Diseases and Innovative Therapies

Overview

The Immunomediated Diseases and Innovative Therapies is an heterogeneous area composed by both translational and clinical research groups which cover fields such as immunology, respiratory and systemic diseases, pharmacology, molecular diagnosis, heart repair, reumatology and advanced therapies. Its main strength derives precisely from this heterogeneity and the complementarity of the scientific interests and expertise of the different groups, many of which are currently joining efforts and synergizing in a variety of collaborative research projects.

Publications

214	1,338.943	6.257
TOTAL	IMPACT FACTOR	AVERAGE IMPACT FACTOR

SELECT RESEARCH GROUP

© FIR-HUVH Fundació Institut de Recerca Hospital Universitari Vall d'Hebron 2019 | Developed by: ondeuev

Immunomediated Diseases and Innovative Therapies

Overview

The Immunomediated Diseases and Innovative Therapies is an heterogeneous area composed by both translational and clinical research groups which cover fields such as immunology, respiratory and systemic diseases, pharmacology, molecular diagnosis, heart repair, reumatology and advanced therapies. Its main strength derives precisely from this heterogeneity and the complementarity of the scientific interests and expertise of the different groups, many of which are currently joining efforts and synergizing in a variety of collaborative research projects.

Publications

214	1,338.943	6.257
TOTAL	IMPACT FACTOR	AVERAGE IMPACT FACTOR

Transfusional Medicine

Group Leader: Rafael Parra López

team zoom download

19	84.129	4.428
TOTAL	IMPACT FACTOR	AVERAGE IMPACT FACTOR

SELECTED ARTICLES

Borràs N, Batlle J, Pérez-Rodríguez A, López-Fernández MF, Rodríguez-Trillo Á, Lourés E, Cid AR, Bonanad S, Cabrera N, Moret A, Parra R, Mingot-Castellano ME, Balda I, Altisent C, Pérez-Montes R, Fisac RM, Iruín G, Herrero S, Soto I, de Rueda B, Jiménez-Yuste V, Alonso N, Vilariño D, Arija O, Campos R, Paloma MJ, Bermejo N, Berrueco R, Mateo J, Arribalzaga K, Marco P, Palomo Á, Sarmiento L, Iñigo B, Nieto MDM, Vidal R, Martínez MP, Aguinaco R, César JM, Ferreiro M, García-Frade J, Rodríguez-Huerta AM, Cuesta J, Rodríguez-González R, García-Candel F, Cornudella R, Aguilar C, Vidal F, Corrales I.
Molecular and clinical profile of von Willebrand disease in Spain (PCM-EVW-ES): comprehensive genetic analysis by next-generation sequencing of 480 patients.
HAEMATOLOGICA 2017 Dec;102(12):2005-2014.
doi: 10.3324/haematol.2017.168765
IF: 9.090

Borràs N, Orriols G, Batlle J, Pérez-Rodríguez A, Fidalgo T, Martinho P, López-Fernández MF, Rodríguez-Trillo Á, Lourés E, Parra R, Altisent C, Cid AR, Bonanad S, Cabrera N, Moret A, Mingot-Castellano ME, Navarro N, Pérez-Montes R, Marcellini S, Moreto A, Herrero S, Soto I, Fernández-Mosteirín N, Jiménez-Yuste V, Alonso N, de Andrés-Jacob A, Fontanes E, Campos R, Paloma MJ, Bermejo N, Berrueco R, Mateo J, Arribalzaga K, Marco P, Palomo Á, Castro Quismondo N, Iñigo B, Nieto MDM, Vidal R, Martínez MP, Aguinaco R, Tenorio JM, Ferreiro M, García-Frade J, Rodríguez-Huerta AM, Cuesta J, Rodríguez-González R, García-Candel F, Dobón M, Aguilar C, Vidal F, Corrales I.
Unraveling the effect of silent, intronic and missense mutations on VWF splicing: contribution of next generation sequencing in the study of mRNA.
HAEMATOLOGICA 2018 Oct 25.
doi: 10.3324/haematol.2018.203166
IF: 9.090

Closa L, Vidal F, Herrero MJ, Caro JL.
Design and Validation of a Multiplex KIR and HLA Class I Genotyping Method Using Next Generation Sequencing.
FRONT IMMUNOL 2018 Dec 19;9:2991.
doi: 10.3389/fimmu.2018.02991
IF: 5,511

Enrich E, Vidal F, Sánchez-Gordo F, Gómez-Zumaquero JM, Balas A, Rudilla F, Barea L, Castro A, Larrea L, Perez-Vaquero MA, Prat I, Querol S, Garrido G, Matesanz R, Carreras E, Duarte RF.
Analysis of the Spanish CCR5-Δ32 inventory of cord blood units: lower cell counts in homozygous donors.
BONE MARROW TRANSPLANT 2018 Jun;53(6):741-748.
doi: 10.1038/s41409-018-0114-8
IF: 4.497

Mirabel C, Puente-Massaguer E, del Mazo-Barbara A, Reyes B, Morton P, Gòdia F, Vives J.
Stability enhancement of clinical grade multipotent mesenchymal stromal cell-based products.
JOURNAL OF TRANSLATIONAL MEDICINE 2018 Oct 24;16(1):291.
doi: 10.1186/s12967-018-1659-4.
IF: 4.197

VIEW ALL PUBLICATIONS >

© FIR-HUVH Fundació Institut de Recerca Hospital Universitari Vall d'Hebron 2019 | Developed by: ondeuev

Immunomediated Diseases and Innovative Therapies

Overview

The Immunomediated Diseases and Innovative Therapies is an heterogeneous area composed by both translational and clinical research groups which cover fields such as immunology, respiratory and systemic diseases, pharmacology, molecular diagnosis, heart repair, reumatology and advanced therapies. Its main strength derives precisely from this heterogeneity and the complementarity of the scientific interests and expertise of the different groups, many of which are currently joining efforts and synergizing in a variety of collaborative research projects.

Publications

214	1,338.943	6.257
TOTAL	IMPACT FACTOR	AVERAGE IMPACT FACTOR

Systemic Autoimmune Diseases

Group Leader: Jaume Alijotas Reig

team zoom download

62	435.360	7.022
TOTAL	IMPACT FACTOR	AVERAGE IMPACT FACTOR

SELECTED ARTICLES

HIBISCUS: Hydroxychloroquine for the secondary prevention of thrombotic and obstetrical events in primary antiphospholipid syndrome.
Belizna C, Pregnolato F, Alijotas-Reig J, Abad S, Amital H, Amoura Z, Andreoli L, Andres E, Aouba A, Apras Bilgen S, Arnaud L, Bienvenu B, Bitsadze V, Blanco P, Blank M, Borghi MO, Caligaro A, Candrea E, Canti V, Chiche L, Chretien JM, Cohen Tervaert JW, Damian L, Delross T, Dernis E, Devreese K, Djokovic A, Esteve-Valverde E, Favaro M, Fassot C, Ferrer-Oliveras R, Godon A, Hamidou M, Hasan M, Henrion D, Imbert B, Jeandel PY, Jeannin P, Jego P, Jourde-Chiche N, Khizroeva J, Lambotte O, Landron C, Latino JO, Lazaro E, de Leeuw K, Le Gallou T, Kiliç L, Limper M, Loufrani L, Lubin R, Magy-Bertrand N, Mahe G, Makatsariya A, Martin T, Muchardt C, Nagy G, Omarjee L, Van Paasen P, Pernod G, Perrinet F, Pîres Rosa G, Pistorius MA, Ruffatti A, Said F, Saulnier P, Sene D, Sentilhes L, Shovman O, Sibilia J, Sinescu C, Stanisavljevic N, Stojanovich L, Tam LS, Tincani A, Tollis F, Udry S, Ungeheuer MN, Versini M, Cervera R, Meroni PL.
Autoimmun Rev. 2018 Dec;17(12):1153-1168. doi: 10.1016/j.autrev.2018.05.012.
Epub 2018 Oct 12. Review.
PMID: 30316994
IF: 8.745

Subclinical cardiovascular disease and Systemic Sclerosis: A comparison between risk charts, quantification of coronary calcium and carotid ultrasonography.
Sanz Pérez I, Martínez Valle F, Guillén-Del-Castillo A, Roque Pérez A, Cuéllar Calàbria H, Pizzi MN, Fernández Codina A, Callejas-Moraga E, Orozco Gálvez O, Fonollosa Pla V, Simeón Aznar CP.
Autoimmun Rev. 2018 Sep;17(9):900-905. doi: 10.1016/j.autrev.2018.03.015.
Epub 2018 Jul 11.
IF: 8.745

Canakinumab for the Treatment of Autoinflammatory Recurrent Fever Syndromes.
De Benedetti F, Gattorno M, Anton J, Ben-Chetrit E, Frenkel J, Hoffman HM, Koné-Paut I, Lachmann HJ, Ozen S, Simon A, Zeft A, Calvo Penades I, Moutschen M, Quartier P, Kasapcopur O, Shcherbina A, Hofer M, Hashkes PJ, Van der Hilst J, Hara R, Bujan-Rivas S, Constantin T, Gul A, Livneh A, Brogan P, Cattalini M, Obici L, Lheritier K, Speziale A, Junge G.
N Engl J Med. 2018 May 17;378(20):1908-1919. doi: 10.1056/NEJMoa1706314.
PMID: 29768139
IF: 79.258

Classification and management of adult inflammatory myopathies.
Selva-O'Callaghan A, Pinal-Fernandez I, Trallero-Araguás E, Milisenda JC, Grau-Junyent JM, Mammen AL.
Lancet Neurol. 2018 Sep;17(9):816-828. doi: 10.1016/S1474-4422(18)30254-0. Review.
PMID:30129477
IF: 27.138

Treatment and outcomes in patients with IgG4-related disease using the IgG4 responder index.
Fernández-Codina A, Pinilla B, Pinal-Fernández I, López C, Fraile-Rodríguez G, Fonseca-Aizpuru E, Carballo I, Brito-Zerón P, Feijóo-Massó C, López-Dupla M, Cid MC, Martínez-Valle F; Spanish Registry of IgG4 Related Disease (REERIGG4) investigators; Autoimmune Diseases Group (GEAS); Spanish Internal Medicine Society (SEMI).
Joint Bone Spine. 2018 Dec;85(6):721-726. doi: 10.1016/j.jbspin.2018.01.014. Epub 2018 Feb 13.
PMID: 29452298
IF: 3.304

VIEW ALL PUBLICATIONS >

© FIR-HUVH Fundació Institut de Recerca Hospital Universitari Vall d'Hebron 2019 | Developed by: ondeuev

Immunomediated Diseases and Innovative Therapies

Overview

The Immunomediated Diseases and Innovative Therapies is an heterogeneous area composed by both translational and clinical research groups which cover fields such as immunology, respiratory and systemic diseases, pharmacology, molecular diagnosis, heart repair, reumatology and advanced therapies. Its main strength derives precisely from this heterogeneity and the complementarity of the scientific interests and expertise of the different groups, many of which are currently joining efforts and synergizing in a variety of collaborative research projects.

Publications

214
TOTAL

1,338.943
IMPACT FACTOR

6.257
AVERAGE IMPACT FACTOR

Pneumology

Group Leaders: Mª Jesús Cruz Carmona and Jaume Ferrer Sancho

team | zoom | download

Overview | Publications | Main research projects

105
TOTAL

668.597
IMPACT FACTOR

6.368
AVERAGE IMPACT FACTOR

SELECTED ARTICLES

Bernstein DI, Lummus ZL, Kesavalu B, Yao J, Kottyan L, Miller D, Cartier A, Cruz MJ, Lemiere C, Munoz X, Quirce S, Tarlo S, Sastre J, Boulet LP, Weirauch MT, Kaufman K.
Genetic Variants with Gene Regulatory Effects are Associated with Diisocyanate Asthma.
J Allergy Clin Immunol. 2018 Sep;142(3):959-969.
doi: 10.1016/j.jaci.2018.06.022.
IF: 13.258

Polverino E, Dimakou K, Hurst J, Angel Martinez-Garci, Miravitlles M, Paggiaro P, Shteinberg M, Aliberti S, Chalmers JD.
The overlap between bronchiectasis and chronic airways diseases: state of the art and future directions.
Eur Respir J. 2018 Sep 15;52(3).
doi: 10.1183/13993003.00328-2018.
IF: 12.242.

Ramon MA, Ter Riet G, Carsin AE, Gimeno-Santos E, Agusti A, Anto JM, Donaire-Gonzalez D, Ferrer J, Rodriguez E, Rodriguez-Roisin R, Puhan MA, Garcia-Aymerich J.
The dyspnoea-inactivity vicious circle in COPD: Development and external validation of a conceptual model.
Eur Respir J. 2018 Sep 15;52(3).
doi: 10.1183/13993003.00079-2018.
IF: 12.242.

Munoz G, de Gracia J, Buxo M, Alvarez A, Vendrell M de Pablos A, Jaramillo M, Ezzahouri I, Garcia S, Navarro J, Lopez-Hoyos M, Carbone J.
Long-term benefits of airway clearance in bronchiectasis: a randomised placebo-controlled trial.
Eur Respir J. 2018 Jan 11;51(1).
doi: 10.1183/13993003.01926-2017.
IF: 12.242

Greer M, Berastegui C, Jaksch P, Benden C, Aubert J, Roux A, Lhuillier E, Hirschi S, Reynaud-Gaubert M, Philit F, Claustre J, LePalud P, Stern M, Knoop C, Vos R, Verschuuren E, Fisher A, Riise G, Hansson L, Iversen M, Hammainen P, Wedel H, Smits J, Gottlieb J, Holm AM.
Lung transplantation after allogeneic stem cell transplantation: a pan-European experience.
Eur Respir J. 2018 Feb 14;51(2).
doi: 10.1183/13993003.01330-2017.
IF: 12.242

VIEW ALL PUBLICATIONS >

Research Areas

Oncology

Vascular Biology and Metabolism (VAM)

Neurosciences

Infectious Diseases

Digestive and Liver Diseases

< **Immunomediated Diseases and Innovative Therapies**

Research in Surgery

Obstetrics, Pediatrics and Genetics

© FIR-HUVH Fundació Institut de Recerca Hospital Universitari Vall d'Hebron 2019 | Developed by: ondeuev

Immunomediated Diseases and Innovative Therapies

Overview

The Immunomediated Diseases and Innovative Therapies is an heterogeneous area composed by both translational and clinical research groups which cover fields such as immunology, respiratory and systemic diseases, pharmacology, molecular diagnosis, heart repair, reumatology and advanced therapies. Its main strength derives precisely from this heterogeneity and the complementarity of the scientific interests and expertise of the different groups, many of which are currently joining efforts and synergizing in a variety of collaborative research projects.

Publications

214	1,338.943	6.257
TOTAL	IMPACT FACTOR	AVERAGE IMPACT FACTOR

Diagnostic Immunology

Group Leader: Ricardo Pujol Borrell

team zoom download

Overview | Publications | Main research projects

9	30.846	3.427
TOTAL	IMPACT FACTOR	AVERAGE IMPACT FACTOR

SELECTED ARTICLES

Franco-Jarava C, Wang H, Martin-Nalda A, Alvarez SD, Garcia-Prat M, Bodet D, Garcia-Patos V, Plaja A, Rudilla F, Rodriguez-Sureda V, Garcia-Latorre L, Aksentijevich I, Colobran R, Soler-Palacin P
TNFAIP3 haploinsufficiency is the cause of autoinflammatory manifestations in a patient with a deletion of 13Mb on chromosome 6.
Clin Immunol. 2018 Jun; 191: 44-51.
doi: 10.1016/j.clim.2018.03.009..
IF: 3,557

Pujol-Borrell R, Alvarez-Sierra D, Jaraquemada D, Marin-Sanchez A, Colobran R
Central Tolerance Mechanisms to TSHR in Graves' Disease: Contributions to Understand the Genetic Association.
Horm Metab Res. 2018 Dec;50(12):863-870.
doi: 10.1055/a-0755-7927
IF: 2,56

Soler-Palacin P, Garcia-Prat M, Martin-Nalda A, Franco-Jarava C, Riviere JG, Plaja A, Bezdan D, Bosio M, Martinez-Gallo M, Ossowski S, Colobran R
LRBA Deficiency in a Patient with a Novel Homozygous Mutation Due to Chromosome 4 Segmental Uniparental Isodisomy.
Front Immunol. 2018 Oct 16;9:2397.
doi: 10.3389/fimmu.2018.02397.
FI: 5,511

Dieli-Crimi R, Martinez-Gallo M, Franco-Jarava C, Antolin M, Blasco L, Paramonov I, Semidey ME, Fernandez AA, Molero X, Velasquez J, Martin-Nalda A, Pujol-Borrell R, Colobran R
Th1-skewed profile and excessive production of proinflammatory cytokines in a NFKB1-deficient patient with CVID and severe gastrointestinal manifestations.
Clin Immunol. 2018 Oct;195:49-58.
doi: 10.1016/j.clim.2018.07.015.
FI: 3,557

de Valles-Ibanez G, Esteve-Sole A, Piquer M, Gonzalez-Navarro EA, Hernandez-Rodriguez , Laayouni H, Gonzalez-Roca E, Plaza-Martin AM, Deya-Martinez A, Martin-Nalda A, Martinez-Gallo M, Garcia-Prat M, Del Pino-Molina L, Cusco I, Codina-Sola M, Batlle-Maso L, Solis-Moruno M, Marques-Bonet T, Bosch E, Lopez-Granados E, Arostegui JI, Soler-Palacin P, Colobran R, Yague J, Alsina L, Juan M, Casals F
Evaluating the Genetics of Common Variable Immunodeficiency: Monogenetic Model and Beyond.
Front Immunol. 2018 May 14;9:636. doi: 10.3389/fimmu.2018.00636.
IF: 5,511

VIEW ALL PUBLICATIONS >

© FIR-HUVH Fundació Institut de Recerca Hospital Universitari Vall d'Hebron 2019 | Developed by: ondeuev

Immunomediated Diseases and Innovative Therapies

Overview

The Immunomediated Diseases and Innovative Therapies is an heterogeneous area composed by both translational and clinical research groups which cover fields such as immunology, respiratory and systemic diseases, pharmacology, molecular diagnosis, heart repair, reumatology and advanced therapies. Its main strength derives precisely from this heterogeneity and the complementarity of the scientific interests and expertise of the different groups, many of which are currently joining efforts and synergizing in a variety of collaborative research projects.

Publications

214	1,338.943	6.257
TOTAL	IMPACT FACTOR	AVERAGE IMPACT FACTOR

CIBBIM – Nanomedicine Immune Regulation and Immunotherapy

Group Leader: Joan Sayós

team | zoom | download

Overview | Publications | Main research projects

4	19.083	4.771
TOTAL	IMPACT FACTOR	AVERAGE IMPACT FACTOR

SELECTED ARTICLES

Dynamism, Sensitivity, and Consequences of Mesenchymal and Stem-Like Phenotype of Cancer Cells.
Gener P, Seras-Franzoso J, Callejo PG, Andrade F, Rafael D, Martínez F, Montero S, Arango D, Sayós J, Abasolo I, Schwartz S Jr.
Stem Cells Int. 2018:4516454. Type of publication (R)
(PMID: 30405720) doi: 10.1155/2018/4516454
(IF: 3.902)

Silencing of adaptor protein SH3BP2 reduces KIT/PDGFRA receptors expression and impairs gastrointestinal stromal tumors growth.
Serrano-Candelas E, Ainsua-Enrich E, Navinés-Ferrer A, Rodrigues P, García-Valverde A, Bazzocco S, Macaya I, Arribas J, Serrano C, Sayós J, Arango D, Martin M.
Mol Oncol. 2018. 12:1383-1397.
(PMID: 29885053) doi: 10.1002/1878-0261.12332.
(IF: 5.264)

AKT2 siRNA delivery with amphiphilic-based polymeric micelles show efficacy against cancer stem cells.
Rafael D, Gener P, Andrade F, Seras-Franzoso J, Montero S, Fernández Y, Hidalgo M, Arango D, Sayós J, Florindo HF, Abasolo I, Schwartz S Jr, Videira M.
Drug Deliv. 2018. 25:961-972.
(PMID:29667444) doi: 10.1080/10717544.2018
(IF: 3.829)

VIEW ALL PUBLICATIONS >

Research Areas

Oncology

Vascular Biology and Metabolism (VAM)

Neurosciences

Infectious Diseases

Digestive and Liver Diseases

< **Immunomediated Diseases and Innovative Therapies**

Research in Surgery

Obstetrics, Pediatrics and Genetics

© FIR-HUVH Fundació Institut de Recerca Hospital Universitari Vall d'Hebron 2019 | Developed by: ondeuev

Immunomediated Diseases and Innovative Therapies

Overview

The Immunomediated Diseases and Innovative Therapies is an heterogeneous area composed by both translational and clinical research groups which cover fields such as immunology, respiratory and systemic diseases, pharmacology, molecular diagnosis, heart repair, reumatology and advanced therapies. Its main strength derives precisely from this heterogeneity and the complementarity of the scientific interests and expertise of the different groups, many of which are currently joining efforts and synergizing in a variety of collaborative research projects.

Publications

214	1,338.943	6.257
TOTAL	IMPACT FACTOR	AVERAGE IMPACT FACTOR

Clinical Pharmacology

Group Leader: Luisa Ibáñez Mora

team zoom download

Overview | Publications | Main research projects

12	34.137	2.845
TOTAL	IMPACT FACTOR	AVERAGE IMPACT FACTOR

SELECTED ARTICLES

Suso-Ribera C, Mesas Á, Medel J, Server A, Márquez E, Castilla D, Zaragozá I, García-Palacios A.
Improving pain treatment with a smartphone app: study protocol for a randomized controlled trial.
Trials 2018;19:145.
doi: 10.1186/s13063-018-2539-1.
IF: 2.067

Wadelius M, Eriksson N, Kreutz R, Bondon-Guitton E, Ibáñez L, Carvajal A, Lucena MI, Sancho E, Molokhia M, Martin J, Axelsson T, Kohnke H, Yue QY, Magnusson PKE, Bengtsson M and Hallberg P, on behalf of EuDAC.
Sulfasalazine-induced agranulocytosis is associated with the human leukocyte antigen locus.
Clin Pharmacol Ther 2018;103:843-53.
DOI: 10.1002/cpt.805
IF: 6.544

Figueroa P, Leguia A, García N, Cereza N, Figueras A.
Drug-induced gambling disorder: A not so rare but underreported condition. Psychiatry Research 2018;269:593-95.
DOI: 10.1016/j.psychres.2018.09.008
IF: 2.223

Ortiz de Landaluce L, Carbonell P, Asensio C, Escoda N, López P, Laporte JR.
Gabapentin and pregabalin and risk of atrial fibrillation in the elderly: a population-based cohort study in an electronic prescription database.
Drug Safety 2018;41:1325-31. https://doi.org/10.1007/s40264-018-0695-6
IF: 3.643

Fuentes I, Rodríguez A, Agustí A.
Non-commercial vs commercial clinical trials: a retrospective study of the applications submitted to a research ethics committee.
Br J Clin Pharmacol 2018;84:1384-88.
DOI: 10.1111/bcp.13555
IF: 3.838

VIEW ALL PUBLICATIONS >

© FIR-HUVH Fundació Institut de Recerca Hospital Universitari Vall d'Hebron 2019 | Developed by: ondeuev

Immunomediated Diseases and Innovative Therapies

Overview

The Immunomediated Diseases and Innovative Therapies is an heterogeneous area composed by both translational and clinical research groups which cover fields such as immunology, respiratory and systemic diseases, pharmacology, molecular diagnosis, heart repair, reumatology and advanced therapies. Its main strength derives precisely from this heterogeneity and the complementarity of the scientific interests and expertise of the different groups, many of which are currently joining efforts and synergizing in a variety of collaborative research projects.

Publications

214	1,338.943	6.257
TOTAL	IMPACT FACTOR	AVERAGE IMPACT FACTOR

Gene and Cell Therapy

Group Leader: Jordi Barquinero Mañez



team zoom download

Overview | Publications | Main research projects

1	14.079	14.079
TOTAL	IMPACT FACTOR	AVERAGE IMPACT FACTOR

SELECTED ARTICLES

Blaya D, Aguilar-Bravo B, Hao F, Casacuberta-Serra S, Coll M, Perea L, Vallverdú J, Graupera I, Pose E, Llovet L, Barquinero J, Cubero FJ, Caballería J, Ginès P, Sancho-Bru P.
Expression of microRNA-155 in inflammatory cells modulates liver injury.
Hepatology. 2018 Aug;68(2):691-706.
DOI: 10.1002/hep.29833.
IF: 14,079

VIEW ALL PUBLICATIONS >

Research Areas

Oncology
Vascular Biology and Metabolism (VAM)
Neurosciences
Infectious Diseases
Digestive and Liver Diseases
< **Immunomediated Diseases and Innovative Therapies**
Research in Surgery
Obstetrics, Pediatrics and Genetics

© FIR-HUVH Fundació Institut de Recerca Hospital Universitari Vall d'Hebron 2019 | Developed by: ondeuev

Research in Surgery

Overview

The area of Research in Surgery includes more than 50 investigators distributed in five groups of research focused respectively on general and thoracic surgery, cranio-maxillofacial surgery, spinal disorders, skeletal reconstructive surgery and musculoskeletal tissue engineering. Their activity combines basic and clinical research together with robotics and virtual surgical planning. Their aims are to advance in the understanding of the causes and mechanisms underlying surgical pathologies, to deliver new knowledge and better integrated patient-centered solutions, improving surgical care and outcomes.

Publications

76	235.841	3.103
TOTAL	IMPACT FACTOR	AVERAGE IMPACT FACTOR

SELECT RESEARCH GROUP

Research Areas

Oncology

Vascular Biology and Metabolism (VAM)

Neurosciences

Infectious Diseases

Digestive and Liver Diseases

Immunomediated Diseases and Innovative Therapies

< Research in Surgery

Obstetrics, Pediatrics and Genetics

© FIR-HUVH Fundació Institut de Recerca Hospital Universitari Vall d'Hebron 2019 | Developed by: ondeuev

Research in Surgery

Overview

The area of Research in Surgery includes more than 50 investigators distributed in five groups of research focused respectively on general and thoracic surgery, cranio-maxillofacial surgery, spinal disorders, skeletal reconstructive surgery and musculoskeletal tissue engineering. Their activity combines basic and clinical research together with robotics and virtual surgical planning. Their aims are to advance in the understanding of the causes and mechanisms underlying surgical pathologies, to deliver new knowledge and better integrated patient-centered solutions, improving surgical care and outcomes.

Publications

76	235.841	3.103
TOTAL	IMPACT FACTOR	AVERAGE IMPACT FACTOR

Emerging Research Group of Physical Medicine and Rehabilitation

Group Leader: Lluïsa Montesinos Magraner

team zoom download

Overview | Publications | Main research projects

5	12.583	2.517
TOTAL	IMPACT FACTOR	AVERAGE IMPACT FACTOR

SELECTED ARTICLES

Gabriel-Salazar, M., Morancho, A., Rodriguez, S., Buxó, X., García-Rodríguez, N., Colell, G., Fernandez, A., Giralt, D., Bustamante, A., Montaner, J., Rosell, A.
Importance of Angiogenin and Endothelial Progenitor Cells After Rehabilitation Both in Ischemic Stroke Patients and in a Mouse Model of Cerebral Ischemia.
Frontiers in Neurology.2018;9:508.
DOI: 10.3389/fneur.2018.00508
IF 3.508

Montesinos-Magraner L, Serra-Añó P, García-Massó X, Ramírez-Garcerán L, González LM, González-Viejo MÁ
Comorbidity and physical activity in people with paraplegia: a descriptive cross-sectional study.
Spinal Cord. 2018 Jan;56(1):52-56.
DOI: 10.1038/sc.2017.90
IF: 1.936

Gonzalez Paesani D, Falco A., Rojas K, Montesinos Magraner Ll., Launois P., González-Viejo M.A., Gómez-Garrido A., Planas B.
Respiratory complications in pediatric patients with acute traumatic spinal cord injury in Spain.
Annals of Physical and Rehabilitation Medicine. 2018 ; 61:e235
DOI: https://doi.org/10.1016/j.rehab.2018.05.545

VIEW ALL PUBLICATIONS >

© FIR-HUVH Fundació Institut de Recerca Hospital Universitari Vall d'Hebron 2019 | Developed by: ondeuev

Research in Surgery

Overview

The area of Research in Surgery includes more than 50 investigators distributed in five groups of research focused respectively on general and thoracic surgery, cranio-maxillofacial surgery, spinal disorders, skeletal reconstructive surgery and musculoskeletal tissue engineering. Their activity combines basic and clinical research together with robotics and virtual surgical planning. Their aims are to advance in the understanding of the causes and mechanisms underlying surgical pathologies, to deliver new knowledge and better integrated patient-centered solutions, improving surgical care and outcomes.

Publications

76	235.841	3.103
TOTAL	IMPACT FACTOR	AVERAGE IMPACT FACTOR

CIBBIM – Nanomedicine. New Technologies and Craniofacial Microsurgery

Group Leader: Coro Bescós Atin

team zoom download

2	7.928	3.964
TOTAL	IMPACT FACTOR	AVERAGE IMPACT FACTOR

SELECTED ARTICLES

Lopez-Cedrun,J, Videla S., Burgueno M, Juarez I, Aboul-Hosn S, Martin-Granizo R, Grau J, Puche M, Gil-Diez JL, Hueto JA, Vaque A, Sust M, Plata-Salaman C, Monner A, Casals S, Cebrecos J, Cebrian JL, Garcia-Linares J, Gascon N, Gonzalez-Corchon A, Marques M, Moran MJ, Morte A, Otero A, Ortiz E, Pombo M, Puyada A, Sans A, Sastre J, Velazquez JM
Co-crystal of Tramadol-Celecoxib in Patients with Moderate to Severe Acute Post-surgical Oral Pain: A Dose-Finding, Randomised, Double-Blind, Placebo- and Active Controlled, Multicentre, Phase II Trial.
Drugs in R&D, 2018; Jun; 18(2), 137-148.
DOI: 10.1007/s40268-018-0235-y
IF: 0

Klassen AF, Riff KWW, Longmire NM, Albert A, Allen GC, Aydin MA, Baker SB, Cano SJ, Chan AJ, Courtemanche DJ, Dreise MM, Goldstein JA, Goodacre TEE, Harman KE, Munill M, Mahony AO, Aguilera MP, Peterson P, Pusic AL, Slator R, Stiernman M, Tsangaris E, Tholpady SS, Vargas F, Forrest CR
Psychometric findings and normative values for the CLEFT-Q based on 2434 children and young adult patients with cleft lip and/or palate from 12 countries.
Canadian Medical Association Journal, 2018. Apr 16; 190 (15), E455-E462.
doi: 10.1503/cmaj.170289.
IF: 6,21

Martos-Fernandez M, Saez-Barba M, Lopez-Lopez J, Estrugo-Devesa A, Balibrea-Del-Castillo, Bescós-Atín C.
Pentoxifylline, tocopherol, and clodronate for the treatment of mandibular osteoradionecrosis: a systematic review.
Oral Surg Oral Med Oral Pathol Oral RAdiol. 2018; May; 125(5): 431-439
DOI: doi: 10.1016/j.oooo.2018.02.004.
IF: 1,7

Sierra NE, Diaz-Gallardo P, Knorr J, Mascarenhas V, Garcia-Diez E, Munill-Ferrer M, Bescós-Atín MS, Soldado F
Bone Allograft Segment Covered with a Vascularized Fibular Periosteal Flap: A New Technique for Pediatric Mandibular Reconstruction
Craniomaxillofac Trauma Reconstr. 2018 Mar; 11(1):65-70
DOI: 10.1055/s-0036-1593992
IF: 0,31

VIEW ALL PUBLICATIONS >

© FIR-HUVH Fundació Institut de Recerca Hospital Universitari Vall d'Hebron 2019 | Developed by: ondeuev

Research in Surgery

Overview

The area of Research in Surgery includes more than 50 investigators distributed in five groups of research focused respectively on general and thoracic surgery, cranio-maxillofacial surgery, spinal disorders, skeletal reconstructive surgery and musculoskeletal tissue engineering. Their activity combines basic and clinical research together with robotics and virtual surgical planning. Their aims are to advance in the understanding of the causes and mechanisms underlying surgical pathologies, to deliver new knowledge and better integrated patient-centered solutions, improving surgical care and outcomes.

Publications

76	235.841	3.103
TOTAL	IMPACT FACTOR	AVERAGE IMPACT FACTOR

Reconstructive Surgery of the Locomotor System

Group Leader: Joan Minguell Monyart



team zoom download

12	28.797	2.400
TOTAL	IMPACT FACTOR	AVERAGE IMPACT FACTOR

SELECTED ARTICLES

In-hospital care, complications, and 4-month mortality following a hip or proximal femur fracture: the Spanish registry of osteoporotic femur fractures prospective cohort study.
Prieto-Alhambra D1, Reyes C, Sainz MS et al.
Arch Osteoporos. 2018 Sep 14;13(1):96.
Impact Factor: 2.469

Salvage for intramedullary nailing breakage after operative treatment of trochanteric fractures.
Tomás-Hernández J, Núñez-Camarena J, Teixidor-Serra J, Guerra-Farfan E, Selga J, Juan Antonio Porcel Andrés-Peiró JV, Molero V.
Injury 2018 Sep; 49 Suppl 2:S44-S50.
Impact Factor: 1.834

General Assembly, Diagnosis, Pathogen Isolation: Proceedings of International Consensus on Orthopedic Infections.
Corona PS, Goswami K, Kobayashi N, Li W, Llinás A, Marín-Peña Ó, Monsalvo D, Motta F, Shope AJ, Tarabichi M, Vicente M, Yazdi H.
J Arthroplasty. 2019 Feb;34(2S):S207-S214.
doi: 10.1016/j.arth.2018.09.072.
Epub 2018 Oct 19. No abstract available.
PMID: 30348573.
Impact Factor: 3.524

Candida periprosthetic joint infection: A rare and difficult-to-treat infection.
Escolà-Vergé L, Rodríguez-Pardo D, Lora-Tamayo J, Morata L, Murillo O, Vilchez H, Sorli L, Carrión LG, Barbero JM, Palomino-Nicás J, Bahamonde A, Jover-Sáenz A, Benito N, Escudero R, Sampedro MF, Vidal RP, Gómez L, Corona PS, Almirante B, Ariza J, Pigrau C
Study Group on Osteoarticular Infections of the Spanish Society of Clinical Microbiology and Infectious Diseases (GEIO-SEIMC), and the Spanish Network for Research in Infectious Pathology (REIPI).
J Infect. 2018 Aug;77(2):151-157.
doi: 10.1016/j.jinf.2018.03.012.
Epub 2018 May 8.PMID: 29746950.
Impact Factor: 5.009

Volar Plate Fixation to Treat Scaphoid Nonunion: A Case Series With Minimum 3 Years of Follow-Up.
Esteban-Feliu I, Barrera-Ochoa S, Vidal-Tarrason N, Mir-Simon B, Lluch A, Mir-Bullo X.
J Hand Surg Am. 2018 Jun;43(6):569.e1-569.e8.
doi: 10.1016/j.jhsa.2017.12.004.
Epub 2018 Jan 19.
Impact Factor: 2.090

VIEW ALL PUBLICATIONS >

© FIR-HUVH Fundació Institut de Recerca Hospital Universitari Vall d'Hebron 2019 | Developed by: ondeuev

Research in Surgery

Overview

The area of Research in Surgery includes more than 50 investigators distributed in five groups of research focused respectively on general and thoracic surgery, cranio-maxillofacial surgery, spinal disorders, skeletal reconstructive surgery and musculoskeletal tissue engineering. Their activity combines basic and clinical research together with robotics and virtual surgical planning. Their aims are to advance in the understanding of the causes and mechanisms underlying surgical pathologies, to deliver new knowledge and better integrated patient-centered solutions, improving surgical care and outcomes.

Publications

76	235.841	3.103
TOTAL	IMPACT FACTOR	AVERAGE IMPACT FACTOR

Musculoskeletal Tissue Engineering

Group Leader: Màrius Aguirre Canyadell



team zoom download

7	23.124	3.303
TOTAL	IMPACT FACTOR	AVERAGE IMPACT FACTOR

SELECTED ARTICLES

Mirabel C, Puente-Massaguer E, Del Mazo-Barbara A, Reyes B, Morton P, Gòdia F, Vives J.
Stability enhancement of clinical grade multipotent mesenchymal stromal cell-based products.
J Transl Med. 2018 Oct 24;16(1):291
DOI: 10.1186/s12967-018-1659-4.
IF: 4,197

Yadak R, Cabrera-Perez R, Torres-Torronteras J, Bugiani M, Haeck JC, Huston MW, Bogaerts E, Goffart S, Jacobs EH, Stok M, Leonardelli L, Biasco L, Verdijk RM, Bernsen MR, Ruijter G, Marti R, Wagemaker G, van Til NP, de Coo IFM.
Preclinical Efficacy and Safety Evaluation of Hematopoietic Stem Cell Gene Therapy in a Mouse Model of MNGIE.
Mol Ther Methods Clin Dev. 2018 Jan 8;8:152-165.
DOI: 10.1016/j.omtm.2018.01.001
IF: 3,681

Torres-Torronteras J, Cabrera-Perez R, Vila-Julia F, Viscomi C, Camara Y, Hirano M, Zeviani M, Marti R.
Long-term sustained effect of liver-targeted AAV gene therapy for MNGIE.
Hum Gene Ther. 2018 Jun;29(6):708-718.
DOI: 10.1089/hum.2017.133.
IF: 4,241

Oliver-Vila I, Ramírez-Moncayo C, Grau-Vorster M, Marín-Gallén S, Caminal M, Vives J.
Optimisation of a potency assay for the assessment of immunomodulative potential of clinical grade multipotent mesenchymal stromal cells.
Cytotechnology. 2018 Feb;70(1):31-44.
DOI: 10.1007/s10616-017-0186-0.
IF: 1,461

Vivas D, Caminal M, Oliver-Vila I, Vives J.
Derivation of Multipotent Mesenchymal Stromal Cells from Ovine Bone Marrow.
Curr Protoc Stem Cell Biol. 2018 Feb 28;44:2B.9.1-2B.9.22.
DOI: 10.1002/cpsc.43.

VIEW ALL PUBLICATIONS >

© FIR-HUVH Fundació Institut de Recerca Hospital Universitari Vall d'Hebron 2019 | Developed by: ondeuev

Research in Surgery

Overview

The area of Research in Surgery includes more than 50 investigators distributed in five groups of research focused respectively on general and thoracic surgery, cranio-maxillofacial surgery, spinal disorders, skeletal reconstructive surgery and musculoskeletal tissue engineering. Their activity combines basic and clinical research together with robotics and virtual surgical planning. Their aims are to advance in the understanding of the causes and mechanisms underlying surgical pathologies, to deliver new knowledge and better integrated patient-centered solutions, improving surgical care and outcomes.

Publications

76	235.841	3.103
TOTAL	IMPACT FACTOR	AVERAGE IMPACT FACTOR

Spine Research Unit

Group Leader: Ferrán Pellisé

team zoom download

Overview | Publications | Main research projects

20	55.763	2.788
TOTAL	IMPACT FACTOR	AVERAGE IMPACT FACTOR

SELECTED ARTICLES

Fehlings MG; Kato S; Lenke LG; Nakashima H; Nagoshi N; Shaffrey CI; Cheung KMC; Carreon L; Dekutoski MB; Schwab FJ; Boachie-Adjei O; Kebaish KM; Ames CP; Qiu Y; Matsuyama Y; Dahl BT; Mehdian H; Pellisé-Urquiza F; Lewis SJ; Berven SH.
Incidence and risk factors of post-operative neurological decline after complex adult spinal deformity surgery: results of the scoli-risk-1 study. Spine J. 18 – 10, pp. 1733 – 1740. 10/2018.
DOI: 10.1016/j.spinee.2018.02.001
PMID: 29452281
Quartile, Area, Impact Factor: Q1 Orthopedics, 3.119

Yilgor C; Yavuz Y; Sogunmez N; Haddad S; Mannion AF; Abul K; Boissiere L; Obeid I; Kleinstück F; Pérez-Grueso FJS; Acaroglu E; Pellise F; Alanay A. European Spine Study Group (ESSG).
Relative pelvic version: an individualized pelvic incidence-based proportional parameter that quantifies pelvic version more precisely than pelvic tilt.
Spine J. 18 – 10, pp. 1787 – 1797. 10/2018.
DOI: 10.1016/j.spinee.2018.03.001
PMID: 29526641
Quartile, Area, Impact Factor: Q1 Orthopedics, 3.119

Lenke LG; Shaffrey CI; Carreon LY; Cheung KMC; Dahl BT; Fehlings MG; Ames CP; Boachie-Adjei O; Dekutoski MB; Kebaish KM; Lewis SJ; Matsuyama Y; Mehdian H; Pellisé F; Qiu Y; Schwab FJ; AO Spine International; SRS Scoli-RISK-1 Study Group.
Lower Extremity Motor Function Following Complex Adult Spinal Deformity Surgery: Two-Year Follow-up in the Scoli-RISK-1 Prospective, Multicenter, International Study.
J Bone Joint Surg Am. 2018 Apr 18;100(8):656-665.
DOI: 10.2106/JBJS.17.00575
PMID: 29664852
Quartile, Area, Impact Factor: Q1 Orthopedics, 4.583

Pellisé F; Vila-Casademunt A; Núñez-Pereira S; Domingo-Sàbat M; Bagó J; Vidal X; Alanay A; Acaroglu E; Kleinstück F; Obeid I; Pérez-Grueso FJS; Lafage V; Bess S; Ames C; Mannion AF; European Spine Study Group (ESSG).
The Adult Deformity Surgery Complexity Index (ADSCI): a valid tool to quantify the complexity of posterior adult spinal deformity surgery and predict postoperative complications.
Spine J. 18 – 2, pp. 216 – 225. 02/2018.
DOI: 10.1016/j.spinee.2017.06.042
PMID: 28684347
Quartile, Area, Impact Factor: Q1 Orthopedics, 3.119

Núñez-Pereira S; Vila-Casademunt A; Domingo-Sàbat M; Bagó J; Acaroglu ER; Alanay A; Obeid I; Sánchez Pérez-Grueso FJ; Kleinstück F Pellise F, European Spine Study Group.
Impact of early unanticipated revision surgery on health-related quality of life after adult spinal deformity surgery.
Spine J. 18 – 6, pp. 926 – 934. 06/2018.
DOI: 10.1016/j.spinee.2017.09.017
PMID: 29037974
Quartile, Area, Impact Factor: Q1 Orthopedics, 3.119

VIEW ALL PUBLICATIONS >

© FIR-HUVH Fundació Institut de Recerca Hospital Universitari Vall d'Hebron 2019 | Developed by: ondeuev

Research in Surgery

Overview

The area of Research in Surgery includes more than 50 investigators distributed in five groups of research focused respectively on general and thoracic surgery, cranio-maxillofacial surgery, spinal disorders, skeletal reconstructive surgery and musculoskeletal tissue engineering. Their activity combines basic and clinical research together with robotics and virtual surgical planning. Their aims are to advance in the understanding of the causes and mechanisms underlying surgical pathologies, to deliver new knowledge and better integrated patient-centered solutions, improving surgical care and outcomes.

Publications

76	235.841	3.103
TOTAL	IMPACT FACTOR	AVERAGE IMPACT FACTOR

General Surgery

Group Leader: Manuel Armengol Carrasco

team zoom download

32	113.802	3.556
TOTAL	IMPACT FACTOR	AVERAGE IMPACT FACTOR

SELECTED ARTICLES

Antoniou SA, Tsokani S, Mavridis D, Lopez-Cano M, Antoniou GA, Stefanidis D, Francis NK, Smart N, Muysoms FE, Morales-Conde S, Bonjer HJ, Brouwers MC.
Guideline Assessment Project: Filling the GAP in Surgical Guidelines: Quality Improvement Initiative by an International Working Group.
Ann Surg. 2019; 269(4): 642-651.
doi: 10.1097/SLA.0000000000003036. PubMed PMID: 30188402. [Epub ahead of print]: Ann Surg. 2018 Sep 4.
IF: 9,203

Peghin M, Los-Arcos I, Hirsch HH, Codina G, Monforte V, Bravo C, Berastegui C, Jauregui A, Romero L, Cabral E, Ferrer R, Sacanell J, Román A, Len O, Gavaldà J.
Community-acquired respiratory viruses are a risk factor for chronic lung allograft dysfunction.
Clin Infect Dis. 2018; Dec 17.
doi: 10.1093/cid/ciy1047. [Epub ahead of print] PubMed PMID: 30561555.
IF: 9,117

Latorre J, Moreno-Navarrete JM, Sabater M, Buxo M, Rodriguez-Hermosa JI, Girones J, Fort JM, Vilallonga R, Ricart W, Simo R, Fernandez-Real JM, Ortega FJ.
Decreased TLR3 in Hyperplastic Adipose Tissue, Blood and Inflamed Adipocytes is Related to Metabolic Inflammation.
Cell Physiol Biochem. 2018; 51(3): 1051-1068.
doi: 10.1159/000495487. Epub 2018 Nov 26. PubMed PMID: 30476912.
IF: 5,5

Talavera-Urquijo E, Rodríguez-Navarro S, Beisani M, Salcedo-Allende MT, Chakkur A, Arús-Avilés M, Cremades M, Augustin S, Martell M, Balibrea JM.
Morphofunctional Changes After Sleeve Gastrectomy and Very Low Calorie Diet in an Animal Model of Non-Alcoholic Fatty Liver Disease.
Obes Surg. 2018; 28(1): 142-151.
doi: 10.1007/s11695-017-2805-4. PubMed PMID: 28710554.
IF: 3,895

Trenti L, Galvez A, Biondo S, Solis A, Vallribera-Valls F, Espin-Basany E, Garcia-Granero A, Kreisler E.
Quality of life and anterior resection syndrome after surgery for mid to low rectal cancer: A cross-sectional study.
Eur J Surg Oncol. 2018; 44(7): 1031-1039.
doi: 10.1016/j.ejso.2018.03.025. Epub 2018 Apr 4. PubMed PMID: 29665980.
IF 3,688

VIEW ALL PUBLICATIONS >

© FIR-HUVH Fundació Institut de Recerca Hospital Universitari Vall d'Hebron 2019 | Developed by: ondeuev

Obstetrics, Pediatrics and Genetics

Overview

The Obstetrics, Pediatrics and Genetics area is focused on the research on the congenital malformations and pediatric diseases. The Fetal Maternal Medicine group creates synergies through the combined work of basic science researchers and clinical investigators in the preclinical basis of placental insufficiency complications and congenital heart disease. The Bio-Cell Fetal group, recently incorporated, studies basic pathophysiological mechanisms of fetal and pediatric congenital malformations, while the Growth and Development group does research on pediatric endocrine diseases. There is also a Genetics Medicine group that combines genetic diagnosis and research and is pioneer in Spain.

Publications

76	251.861	3.314
TOTAL	IMPACT FACTOR	AVERAGE IMPACT FACTOR

SELECT RESEARCH GROUP

Research Areas

Oncology

Vascular Biology and Metabolism (VAM)

Neurosciences

Infectious Diseases

Digestive and Liver Diseases

Immunomediated Diseases and Innovative Therapies

Research in Surgery

< **Obstetrics, Pediatrics and Genetics**

© FIR-HUVH Fundació Institut de Recerca Hospital Universitari Vall d'Hebron 2019 | Developed by: ondeuev

Obstetrics, Pediatrics and Genetics

Overview

The Obstetrics, Pediatrics and Genetics area is focused on the research on the congenital malformations and pediatric diseases. The Fetal Maternal Medicine group creates synergies through the combined work of basic science researchers and clinical investigators in the preclinical basis of placental insufficiency complications and congenital heart disease. The Bio-Cell Fetal group, recently incorporated, studies basic pathophysiological mechanisms of fetal and pediatric congenital malformations, while the Growth and Development group does research on pediatric endocrine diseases. There is also a Genetics Medicine group that combines genetic diagnosis and research and is pioneer in Spain.

Publications

76	251.861	3.314
TOTAL	IMPACT FACTOR	AVERAGE IMPACT FACTOR

Fetal Maternal Medicine

Group Leader: Elena Carreras Moratonas

team zoom download

17	62.266	3.663
TOTAL	IMPACT FACTOR	AVERAGE IMPACT FACTOR

SELECTED ARTICLES

Gine C, Arevalo S, Maiz N, Rodo C, Manrique S, Poca A, Molino JA, Carreras E, Lopez M.
Fetoscopic Two-Layers Closure of Open Neural Tube Defects. Ultrasound
Obstet Gynecol. 2018 Jun 6.
doi: 10.1002/uog.19104.
PMID: 29876992
Impact factor: 5,654

Pratcorona L, Goya M, Merced C, Rodo C, Llurba E, Higueras T, Cabero L, Carreras E.
Cervical pessary to reduce preterm birth before 34 weeks of gestation after an episode of preterm labor and a short cervix: a randomized controlled trial.
Am J Obstet Gynecol. 2018 Jul;219(1):99.e1-99.e16.
doi: 10.1016/j.ajog.2018.04.031. Epub 2018 Apr 25.
PMID: 29704487
Impact factor: 5,732

Rodo C, Suy A, Sulleiro E, Soriano-Arandes A, Anton A, Garcia I, Arevalo S, Vazquez E, Vazquez A, Ory F, Sanchez-Seco MP, Rodrigo C, Pumarola T, Carreras E.
In utero negativization of Zika virus in a case with serious Central Nervous System abnormalities.
Clin Microbiol Infect. 2018 May;24(5):549.e1-549.e3.
doi: 10.1016/j.cmi.2017.09.022. Epub 2017 Oct 10.
PMID: 29030170
Impact factor: 5,394

Bueno-Lopez V, Fuentelsaz-Gallego C, Casellas-Caro M, Falgueras-Serrano AM, Crespo-Berros S, Silvano-Cocinero AM, Alcaine-Guisado C, Zamoro Fuentes M, Carreras E, Terre-Rull C.
Efficiency of the modified Sims maternal position in the rotation of persistent occiput posterior position during labor: A randomized clinical trial.
Birth. 2018 Dec;45(4):385-392.
doi: 10.1111/birt.12347. Epub 2018 Mar 14.
PMID: 29537658
Impact factor: 2,329

Gascon A, Goya M, Mendoza M, Garcia A, Higueras T, Calero I, Aviles M, Sanchez MA, Llurba E, Cabero L, Carreras E.
Intraobserver and interobserver variability in first-trimester transvaginal ultrasound cervical length.
J Matern Fetal Neonatal Med. 2018 Sep 9:1-6.
doi: 10.1080/ 14767058.2018.1487939.
PMID: 30198351
Impact factor: 0

VIEW ALL PUBLICATIONS >

© FIR-HUVH Fundació Institut de Recerca Hospital Universitari Vall d'Hebron 2019 | Developed by: ondeuev

Obstetrics, Pediatrics and Genetics

Overview

The Obstetrics, Pediatrics and Genetics area is focused on the research on the congenital malformations and pediatric diseases. The Fetal Maternal Medicine group creates synergies through the combined work of basic science researchers and clinical investigators in the preclinical basis of placental insufficiency complications and congenital heart disease. The Bio-Cell Fetal group, recently incorporated, studies basic pathophysiological mechanisms of fetal and pediatric congenital malformations, while the Growth and Development group does research on pediatric endocrine diseases. There is also a Genetics Medicine group that combines genetic diagnosis and research and is pioneer in Spain.

Publications

76 TOTAL | **251.861** IMPACT FACTOR | **3.314** AVERAGE IMPACT FACTOR

Genetics Medicine

Group Leader: Eduardo Tizzano Ferrari

team zoom download

Overview | Publications | Main research projects

17 TOTAL | **50.694** IMPACT FACTOR | **2.982** AVERAGE IMPACT FACTOR

SELECTED ARTICLES

Correlation between SMA type and SMN2 copy number revisited: An analysis of 625 unrelated Spanish patients and a compilation of 2834 reported cases.
Calucho M, Bernal S, Alías L, March F, Venceslá A, Rodríguez-Álvarez FJ, Aller E, Fernández RM, Borrego S, Millán JM, Hernández-Chico C, Cuscó I, Fuentes-Prior P, Tizzano EF.
Neuromuscul Disord. 2018 Mar;28(3):208-215.
doi: 10.1016/j.nmd.2018.01.003.
Epub 2018 Jan 11.

Utility of two SMN1 variants to improve spinal muscular atrophy carrier diagnosis and genetic counselling.
Alías L, Bernal S, Calucho M, Martínez E, March F, Gallano P, Fuentes-Prior P, Abuli A, Serra-Juhe C, Tizzano EF.
Eur J Hum Genet. 2018 Oct;26(10):1554-1557.
doi: 10.1038/s41431-018-0193-4.
Epub 2018 Jun 14.

Further delineation of the phenotype caused by loss of function mutations in PRMT7.
Valenzuela I, Segura-Puimedon M, Rodríguez-Santiago B, Fernández-Alvarez P, Vendrell T, Armengol L, Tizzano E.
Eur J Med Genet. 2018 Jul 10. pii: S1769-7212(17)30691-2.
doi: 10.1016/j.ejmg.2018.07.007.
[Epub ahead of print]

Further delineation of the SOX18-related Hypotrichosis, Lymphedema, Telangiectasia syndrome (HTLS).
Valenzuela I, Fernández-Alvarez P, Plaja A, Ariceta G, Sabaté-Rotés A, García-Arumí E, Vendrell T, Tizzano E.
Eur J Med Genet. 2018 May;61(5):269-272.
doi: 10.1016/j.ejmg.2018.01.001.
Epub 2018 Jan 4.

Prenatal aspects in spinal muscular atrophy: From early detection to early presymptomatic intervention.
Tizzano EF, Zafeiriou D.
Eur J Paediatr Neurol. 2018 Nov;22(6):944-950.
doi: 10.1016/j.ejpn.2018.08.009.
Epub 2018 Sep 3. Review.

VIEW ALL PUBLICATIONS >

© FIR-HUVH Fundació Institut de Recerca Hospital Universitari Vall d'Hebron 2019 | Developed by: ondeuev

Obstetrics, Pediatrics and Genetics

Overview

The Obstetrics, Pediatrics and Genetics area is focused on the research on the congenital malformations and pediatric diseases. The Fetal Maternal Medicine group creates synergies through the combined work of basic science researchers and clinical investigators in the preclinical basis of placental insufficiency complications and congenital heart disease. The Bio-Cell Fetal group, recently incorporated, studies basic pathophysiological mechanisms of fetal and pediatric congenital malformations, while the Growth and Development group does research on pediatric endocrine diseases. There is also a Genetics Medicine group that combines genetic diagnosis and research and is pioneer in Spain.

Publications

76	251.861	3.314
TOTAL	IMPACT FACTOR	AVERAGE IMPACT FACTOR

CIBBIM – Nanomedicine. Bioengineering, Cell Therapy and Surgery in Congenital Malformations

Group Leader: Manuel Lopez Paredes

team zoom download

Overview | Publications | Main research projects

Research Areas

Oncology

Vascular Biology and Metabolism (VAM)

Neurosciences

Infectious Diseases

Digestive and Liver Diseases

Immunomediated Diseases and Innovative Therapies

Research in Surgery

< Obstetrics, Pediatrics and Genetics

18	67.377	3.743
TOTAL	IMPACT FACTOR	AVERAGE IMPACT FACTOR

SELECTED ARTICLES

Bhangu A, Ademuyiwa AO, Aguilera ML, Alexander P, et al.
Surgical site infection after gastrointestinal surgery in high-income, middle-income, and low-income countries: a prospective, international, multicentre cohort study.
Lancet Infect Dis. 2018 May;18(5):516-525.
DOI: 10.1016/S1473-3099(18)30101-4
IF: 25,148

Gine C, Arevalo S, Maiz N, Rodo C, Manrique S, Poca A, Molino JA, Carreras E, Lopez M
Fetoscopic Two-Layers Closure of Open Neural Tube Defects.
Ultrasound Obstet Gynecol. 2018 Jun 6.
DOI: 10.1002/uog.19104
IF: 5,654

Peiro JL, Oria M, Aydin E, Joshi R, Cabanas N, Schmidt R, Schroeder C, Marotta M, Varisco BM
Proteomic Profiling of Tracheal Fluid in an Ovine Model of Congenital Diaphragmatic Hernia and Fetal Tracheal Occlusion.
Am J Physiol Lung Cell Mol Physiol. 2018 Sep 27.
DOI: 10.1152/ajplung.00148.2018.
IF: 4,092

Bustangi N, Kallas Chemaly A, Scalabre A, Khelif K, Luyckx S, Steyaert H, Varlet F, Lopez M
Extravesical Ureteral Reimplantation Following Lich-Gregoir technique for the Correction of Vesico-Ureteral Reflux Retrospective Comparative Study Open vs. Laparoscopy.
Front Pediatr. 2018 Dec 18;6:388.
DOI: 10.3389/fped.2018.00388. eCollection 2018.
IF: 2,335

Aguilera-Pujabet M, Gahete JAM, Guillen G, Lopez-Fernandez S, Martin-Gimenez MP, Lloret J, Lopez M
Management of neonates with right-sided aortic arch and esophageal atresia: International survey on IPEG AND ESPES members experience.
J Pediatr Surg. 2018 Oct;53(10):1923-1927.
DOI: 10.1016/j.jpedsurg.2017.11.051. Epub 2017 Nov 23.
IF: 2,128

VIEW ALL PUBLICATIONS >

© FIR-HUVH Fundació Institut de Recerca Hospital Universitari Vall d'Hebron 2019 | Developed by: ondeuev

Obstetrics, Pediatrics and Genetics

Overview

The Obstetrics, Pediatrics and Genetics area is focused on the research on the congenital malformations and pediatric diseases. The Fetal Maternal Medicine group creates synergies through the combined work of basic science researchers and clinical investigators in the preclinical basis of placental insufficiency complications and congenital heart disease. The Bio-Cell Fetal group, recently incorporated, studies basic pathophysiological mechanisms of fetal and pediatric congenital malformations, while the Growth and Development group does research on pediatric endocrine diseases. There is also a Genetics Medicine group that combines genetic diagnosis and research and is pioneer in Spain.

Publications

76	251.861	3.314
TOTAL	IMPACT FACTOR	AVERAGE IMPACT FACTOR

Growth and Development

Group Leaders: Antonio Carrascosa Lezcano and Antonio Moreno Galdó

team zoom download

Our Barcelona growth longitudinal study 1995-2017 was published in 2018 and awarded by AEP society. This study set a new standard for growth assessment. All data are available at www.millennialsgrowth.com and apps.

We have participated in several European and National Networks to reinforce our research lines on paediatric endocrinology and respiratory rare diseases (COST-BM1303, COST-BM1407, COST-CA16125, CSUR 50.05, Endo-ERN, ERN LUNG) and we continue our collaboration with national and international research groups. We are Reference Catalan Center of Early Detection Program of Congenital Hypothyroidism and Cystic Fibrosis.

We are analysing patients with rare paediatric endocrine and pulmonary disorders with our self-designed gene panels related to growth disorders, sexual differentiation anomalies (PI15/0167), congenital adrenal insufficiency, hyperinsulinism, congenital hypothyroidism, primary ciliary dyskinesia (PI16/01233) and paediatric interstitial lung disorders (SEPAR 492).

© FIR-HUVH Fundació Institut de Recerca Hospital Universitari Vall d'Hebron 2019 | Developed by: ondeuev

Facts and Figures

RESEARCH ACTIVITIES
< Publications
Research Projects and Networks
Clinical trials
Events and Seminars
Master's Degree in Translational Biomedical Research
Thesis
WIDER Barcelona

VHIR STATISTICS

SUMMARY

Publications

	NO. OF PUBLICATIONS	TOTAL IF
Articles in international journals	816	4,753.233
Articles in national journals	89	176.528
Clinic Assays	14	274.333
Letters with IF		
Editorials in international journals	23	117.887
Editorials in national journals	8	33.729
Clinical Guides	19	321.198
Reviews in international journals	55	326.969
Reviews in national journals	59	329.274
Reviews or editorials in international journals		
TOTAL	1,083	6,333.191

1,083
N° OF PUBLICATIONS

6,333.1918
TOTAL IF

5.848
AVERAGE IF

Evolution in the last 5 years

Impact factor and number of publications per Research Areas

	NO. OF PUBLICATIONS	TOTAL IF	AVERAGE IF
Oncology	125	725,353	5,803
Vascular Biology and Metabolism (VAM)	209	1,181,95	5,655
Neurosciences	242	1850,832	7,648
Infectious Diseases	188	876,949	4,665
Digestive and Liver Diseases	102	584,988	5,735
Immunomediated Diseases and Innovative Therapies	214	1338,943	6,257
Research in Surgery	76	235,841	3,103
Obstetrics, Pediatrics and Genetics	76	251,861	3,314

Distribution of publications per quartiles and first deciles

55.40%
QUARTILE 1

26.87%
QUARTILE 2

17.73%
QUARTILES 3+4

24.38%
DECILE 1

	NO. OF PUBLICATIONS	TOTAL IF	AVERAGE IF	%	% of 1st quart
Q1	600	5,161.825	8,603	55.40	
Q2	291	870.024	2,99	26.87	
Q3+Q4	192	301,342	1,569	17.74	
TOTAL	1083	6,333.191	4,387		
D1	264	3672,383	13,911	24,38%	44.00%

Publications in Q1 per Areas

	NO. OF PUBLICATIONS	Q1
Oncology	125	75
Vascular Biology and Metabolism (VAM)	209	129
Neurosciences	242	152
Infectious Diseases	188	96
Digestive and Liver Diseases	102	63
Immunomediated Diseases and Innovative Therapies	214	95
Research in Surgery	76	32
Obstetrics, Pediatrics and Genetics	76	25

International collaborations

1,440
TOTAL

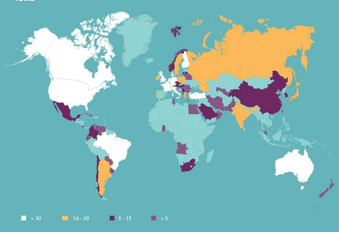

Distribution of national and international journals

14.40%
NATIONALS

85.60%
INTERNATIONALS

	NO. OF PUBLICATIONS	TOTAL IF	AVERANGE IF	%
National	156	539,531	3,459	14.40
International	927	5,793.660	6,250	85.60
TOTAL	1083	6,333.191	5,848	100

International collaborations

Africa	23
America	524
Asia	109
Europa	1084
Oceania	37

Number of Publications in high IF Journals (>15)

Journal	N° OF PUBLICATIONS	IF OF THE JOURNAL	TOTAL IF
The New England Journal of Medicine	9	79,258	713,322
LANCET	2	53,254	106,508
SCIENCE	1	41,058	41,058
CELL	2	31,398	62,796
LANCET NEUROLOGY	11	27,138	298,518
NATURE GENETICS	3	27,125	81,375
LANCET INFECTIOUS DISEASES	1	25,15	25,15
EUROPEAN HEART JOURNAL	2	23,425	46,85
GASTROENTEROLOGY	6	20,773	124,638
NATURE NEUROSCIENCE	1	19,912	19,912
NATURE REVIEWS NEUROLOGY	3	19,819	59,457
CIRCULATION	1	18,88	18,88
Nature Reviews Gastroenterology & Hepatology	1	16,99	16,99
Journal of the American College of Cardiology	4	16,834	67,336
Science Translational Medicine	3	16,71	50,13
Nature Reviews Disease Primers	1	16,071	16,071
AMERICAN JOURNAL OF RESPIRATORY AND CRITICAL CARE	4	15,239	60,956
CIRCULATION RESEARCH	1	15,211	15,211
INTENSIVE CARE MEDICINE	7	15,008	105,056
LANCET ONCOLOGY	1	36,418	36,418
NATURE MEDICINE	1	32,621	32,621

Number of citations and publications in 2018

	PUBLICATIONS	CITATIONS
Oncology	125	479
Vascular Biology and Metabolism (VAM)	209	996
Neurosciences	242	1,707
Infectious Diseases	188	1108
Digestive and Liver Diseases	102	479
Immunomediated Diseases and Innovative Therapies	214	1,199
Research in Surgery	76	445
Obstetrics, Pediatrics and Genetics	76	296

© FIB-HUVH Fundació Institut de Recerca Hospital Universitari Vall d'Hebron 2019 | Developed by ondeweb

Research Projects and Networks

ACTIVE PROJECTS

Ongoing projects in 2018

326 TOTAL

242 NATIONALS

84 INTERNATIONALS

32.260.915.38€ NATIONAL FUNDING

15.839.020.23€ INTERNATIONAL FUNDING

48.13M€ TOTAL FUNDING

National Projects

ACAUB	2
Agència Competitivitat Empresa Catalana ACCIÓ	5
Associación Española Contra el Cáncer	8
ASOCIACIÓN ESPAÑOLA GASTROENTEROLOGÍA	1
CERCA (Centros de Recerca de Catalunya)	2
Fundació "La Caixa"	4
Fundació La Marató de TV3	24
Fundació Privada Daniel Bravo Andreu	1
Fundació Santiago Dexeus Font	1
Fundación AEGH	1
Fundación Ivens y Prosp. Salud en España - FIPSE	1
Fundación Invest. Médica Maties Monfort	3
Fundación Edad Española Alergología e Inmunología	1
Fundación IDIVAL	1
Generalitat de Catalunya - Departament de Salut	12
Gilead Sciences SL	4
Grifols S.A.	1
Grupo Español Investigación Sarcomas (GEIS)	1
Instituto de Salud Carlos III	139
Ministerio Economía, Industria y Competitividad	19
Ministerio Sanidad Servicios Sociales e Igualdad	4
Mutuel Médica de Catalunya / Balears	1
Soc.Española Hematología Clínica Toracica	1
Sociedad Española de Cardiología	2
Societat Catalana de Cardiologia	1
Societat Catalana de Pneumologia	1
Societat Catalana d'Endocrinologia i Nutrició	1
TOTAL	242

International Projects

American Association for Cancer Research	1
Brain & Behavior Research Foundation	1
BrightFocus Foundation	1
Canadian Institutes of Health Research	1
European Commission	24
Programación Conjunta (European Commission-AECR)	1
European Cystic Fibrosis Society	1
European Foundation for the Study of Diabetes	1
European Soc.Clinical Microbiology and Infect Dise	1
EUROSPINE	1
Fr. Agency for Health Consumers (EAHC)-CinaVia	1
Gilead Sciences SL	1
Innovative Therapies Children Cancer (ITCC)	1
Michael J. Fox Foundation	2
National Institutes of Health (NIH)	7
Nutrialse INC	1
Pfizer Inc	1
Pfizer Limited	2
St. Michael's Hospital	1
The Crohn's & Colitis Foundation of America	1
The Innovative Medicines Initiative	6
University of Calgary	1
TOTAL	86

Ongoing research projects according to Research Area

Oncology	51
Vascular Biology and Metabolism (VBM)	70
Neuroscience	65
Infectious Diseases	31
Digestive and Liver Diseases	30
BIOAROMATH	25
Research in Surgery	16
Obstetrics, Pediatrics and Genetics	11
Experimental Hematology	1
Others	16
TOTAL	326

NEW RESEARCHERS

Research positions granted

SENIOR RESEARCHERS	
Miguel Servet Programme II_(ISCIII)	4
Strengthening of research activity Programme _(ISCIII)	1
POSTDOCTORAL RESEARCHERS	
Incorporación Científica_Paris (CERCA/AT)	7
PGIT HRS RESEARCHERS	
Juan Rodés Programme_(ISCIII)	1
Sis-Vortaga Programme_(ISCIII)	4
Juan de la Cierva_incorporación (MINECO)	0
PREDOCTORAL RESEARCHERS	
Sis-Vortaga_(ISCIII)	4
Predoc_FI+SPI_(ISCIII)	7
RESEARCH STAFF SUPPORT	
Modificat_(ISCIII)	1
Intensificación_(ISCIII)	1
"Ebola Support_(MINECO)	0
Intensificación_Paris_(CERCA/AT)	6
Estudios_(MECD)	1
TOTAL	37

CIBER

List of CIBER (Network Biomedical Research Center) projects with VHIR involvement

TITLE	PROJECT MANAGER	RESEARCH GROUP
CIBER-BBN	Schwartz Navarro, Ignacio	CIBBIM-Nanomedicine Drug Delivery and Targeting
CIBERESP	Ramírez González, Ignacio	Cardiovascular Pathology
CIBERehd	Esteban Mur, Juan Ignacio	Liver Diseases
CIBERehd	Esteban Mur, Rafael	Liver Diseases
CIBERehd	Guarner Aguilar, Francisco	Physiology and Pathophysiology of the Digestive Tract
CIBERehd	Malfertheiner, Peter	Physiology and Pathophysiology of the Digestive Tract
CIBERehd	Carrasco Ferrer, Joan	Liver Diseases
CIBERES	Muñoz Cabi, Xavier	Pneumology
CIBERISCIII	Rello Colominas, Jordi	Clinical Research / Innovation in Pneumonia & Sepsis (CIRIPS)
CIBERER	Carrascosa, Antonio	Growth and Development
CIBERER	Martí Sanz, Ramón	Neuromuscular and Mitochondrial Pathology
CIBERDEM	Simó Canonge, Rafael	Diabetes and Metabolism
CIBERNED	Cornella Carrisa, Joan E.	Cell Signaling and Apoptosis
CIBERNED	Vila Bover, Miquel	Neurodegenerative Diseases
CIBERSAM	Casas Brugué, Miquel	Psichiatry, Mental Health and Addictions
CIBER Cardiovascular Diseases	García Dorado García, David	Cardiovascular Diseases
CIBERONC	Barnosi y Capdevila, Santiago	Translational Molecular Pathology

NETWORKS

List of ISCIII thematic network centers that the vhir is involved in

NETWORK	PROJECT MANAGER	DURATION
European Network on Myalgic Encephalomyelitis / Chronic Fatigue Syndrome (ENMEWW)	Castro Marrero, Jesús	20/04/2016-20/04/2020
RETICS - Enfermedades Infecciosas	Almirante Crespo, Benito	01/01/2017-31/12/2021
RETICS - Enfermedades Heridas	Martín Mizal, Daniel	01/01/2017-31/12/2021
RETICS - SIDA	Ribera Pascual, Esteve	01/01/2017-31/12/2021
RETICS - Enfermedades Tropicales	Muñoz Romero, Israel	01/01/2017-31/12/2021
RETICS - Enfermedades Vasculares Cerebrales (Ictus)	Montaner Villalonga, Joan	01/01/2017-31/12/2021
RETICS - Enfermedades oculares	García Arumí, José	01/01/2017-31/12/2021
RETICS -Esclerosis Múltiple	Comabella Lozei, Manuel	01/01/2017-31/12/2021
RETICS - Reacciones Adversas a Fármacos y Vacunas	Labrador Horrillo, Miguel	01/01/2017-31/12/2021
RETICS - Salud Materno-Infantil y del Desarrollo	Llunke Ortal, Elisa	01/01/2017-31/12/2021
Plataforma Red Nacional de Biobancos	Navea García, Isabel	01/01/2014-31/12/2018
Plataforma Red Nacional de Biobancos	Navea García, Isabel	01/01/2018-31/12/2021
Plataforma de Innovación en Tecnologías Médicas y Sanitarias (ITMAS)	Riera Guerra, Anna	01/01/2018-31/12/2021
Plataforma d'Innovació en tecnologies mèdiques i sanitàries	Cornella Carrisa, Joan Xavier	01/01/2014-31/12/2018
Plataforma Unidades de Investigación Clínica y Ensayos Clínicos	Fuentes Campa, Inmaculada	01/01/2014-31/12/2018
RED DE INVESTIGACIÓN EN MIFEPRI COMO MODO DEL PATOGENÉSIS(Red_en_un_laboratori_amb_la Universidad Autónoma de Madrid)	Montaner Villalonga, Joan	01/01/2016-01/01/2018
Spanish Clinical Research Network (SCReN)	Fuentes Campa, Inmaculada	01/01/2016-31/12/2021

List of VHIR research groups recognized by the "Generalitat de Catalunya"

CRC - Consolidated Group CIRE - Emergent Group

FILE	PROJECT MANAGER	DURATION
Grupo de recerca en Imatge Mèdica Molecular	Raúl Herance	01/01/2017-31/12/2020
CIBBIM - Nanomedicine. Biomedical Research Unpartine Tissue Tumors	Fernando Agüero	01/01/2017-31/12/2020
Comparative effects of encapsulated estragonit 50a vs not encapsulated on inhibition of mitt-50a in myocardial tissue following a short duration of post MI reperfusion	David García Dorado	01/01/2017-31/12/2020
Infectious Diseases	Benito Almirante	01/01/2017-31/12/2020
Lewy body extracts from parkinson's disease brains trigger alpha synuclein pathology and neurodegeneration in mice and monkeys	Miguel Vila	01/01/2017-31/12/2020
Neuromuscular diseases	Anna Rosell	01/01/2017-31/12/2020
Clinical neuroimmunology. Centre d'Esclerosi Múltiple de Catalunya (CEMCAT)	Xavier Montalban	01/01/2017-31/12/2020
Psychiatry, mental health and addictions	Miquel Casas	01/01/2017-31/12/2020
Headache Research Group	Patricia Pozo	01/01/2017-31/12/2020
Pneumology Research group	Jaume Ferrer	01/01/2017-31/12/2020
Biomedical Research in Gynaecology	Antonio Gil	01/01/2017-31/12/2020
Apoptosis and Neuroregeneration	Joan X. Cornella	01/01/2017-31/12/2020
Shock, Organ Dysfunction & Resuscitation	Ricard Ferrer	01/01/2017-31/12/2020
Liver diseases	Joan Caralecli	01/01/2017-31/12/2020
Diabetes and Metabolism	Rafa Simó	01/01/2017-31/12/2020
Infection in immunocompromised pediatric patients	Pere Soler	01/01/2017-31/12/2020
Epilepsy Group Vall d'Hebron University Hospital	Esteve Santaramia	01/01/2017-31/12/2020
General Surgery	Manel Armengol i Carrasco	01/01/2017-31/12/2020
CIBBIM - Nanomedicine. Drug Delivery and Targeting	Simo Schwartz	01/01/2017-31/12/2020
Musculoskeletal Tissue Engineering	Mónica Aguirre Canyadell	01/01/2017-31/12/2020
Clinical pharmacology	Lolke Bakker	01/01/2017-31/12/2020
Cellular Pathology	Anna Meseguer	01/01/2017-31/12/2020
Autoimmunity and Thrombotic Diseases	Albert Selva	01/01/2017-31/12/2020
Fetal Maternal Medicine	Elena Carreras	01/01/2017-31/12/2020
Pediatric neurology	Alfons Macaya	01/01/2017-31/12/2020
Ophthalmology	Josep Garcia Arumí	01/01/2017-31/12/2020
Translational Molecular Pathology	Santiago Ramón y Cajal	01/01/2017-31/12/2020
Neuromuscular and mitochondrial pathology	Ramon Martí	01/01/2017-31/12/2020
Biomedical Research in Cancer Stem Cells	Matilde Llovet	01/01/2017-31/12/2020
Clinical Research and Epidemiology in Pneumonia & Sepsis (CIRIPS)	Jordi Rello	01/01/2017-31/12/2020
Spine Research Unit	Ferran Pellisé	01/01/2017-31/12/2020
Neuroimmunology and neurosurgery research group with (UNONI)	Juan Sahuquillo	01/01/2017-31/12/2020
Group of Biomedical Research in Digestive Tract Tumors	Diego Arango	01/01/2017-31/12/2020
Translational Research in Child and Adolescent Cancer	Josep Sánchez de Toledo	01/01/2017-31/12/2020
Biomedical Research in Melanoma - Animal model and cancer	Joan Rello	01/01/2017-31/12/2020
Growth and Development	Antonio Carrascosa	01/01/2017-31/12/2020
Monogenic and rarges of rachiant prostate cancer	Rosanna Paciucci	01/01/2017-31/12/2020
Clinical Microbiology Research Groups at the Vall d'Hebron University Hospital	Tomás Pumarola	01/01/2017-31/12/2020
Vall d'Hebron Initiative for Regenerative Medicine	J. P. Barret	01/01/2017-31/12/2020
Bioengineering, Orthopaedics and Pediatric Surgery	César Carlo García Fontecha	01/01/2017-31/12/2020
Immunobiology	Joan Sayós	01/01/2017-31/12/2020
CIBBIM - Nanomedicine. Magnetic nanotools (RMN 1400)	Eva Balsinde	01/01/2017-31/12/2020

Granted Projects

NATIONAL	NUMBER OF GRANTED PROJECTS
ACAUB	3
Associación Española Contra el Cáncer	2
ASOCIACIÓN ESPAÑOLA GASTROENTEROLOGÍA	1
CERCA (Centros de Recerca de Catalunya)	1
COL.LEGI PROFESSIONAL DE METGES DE CATALUNYA	1
Fundació "La Caixa"	3
Fundació La Marató de TV3	5
Fundación Asociación Española de Pediatría	1
Fundación Invest. Médica Maties Monfort	1
Fundación SEIMC-GESIDA	1
Generalitat de Catalunya - Departament de Salut	1
Gilead Sciences SL	4
Instituto de Salud Carlos III	40
Ministerio Economía, Industria y Competitividad	3
TOTAL	77

INTERNATIONAL	Number of granted projects
European Commission	8
European Society for Immunodeficiencies	1
Michael J. Fox Foundation	2
National Health and Medical Res Council (NHMR)	1
Nutrialse INC	1
Pfizer Limited	1
The Innovative Medicines Initiative	3
TOTAL	17

© 2018 Vall d'Hebron Institut de Recerca - Vall d'Hebron Hospital Universitari - Vall d'Hebron 2030 - Developed by: eniduet

Clinical trials

Clinical trials approved, classified according to the trial area

AREA	NO. CLINICAL TRIALS
Oncology	575
Hematology	148
Neurology	62
Pediatrics oncohemato	47
Internal medicine 2-Hep.	42
Internal medicine 1	39
General pediatric	38
Neuroinmunology	29
Infectious	24
Nephrology	23
Pneumology	19
Cardiology	17
Intensive care	14
Endocrinology	12
Psychiatry	9
Oftalmology	7
Pediatrics nephrology	6
Traumatology surgery	5
Obstetrics	5
Anaesthesia	4
Digestive	4
Rehabilitation	3
Urology	3
General surgery	3
Others	2
Dermatology	2
Cynecology	2
Plastic / burned	2
Maxiliofacial surgery	2
Neurosurgery	2
Neonatology	2
Genetics	1
HBP surgery	1
Immunology	1
TOTAL	1,155

Clinical trials approved, classified according to the trial area

SERVICE	NO. CLINICAL TRIALS
ONCOLOGY	188
VAM	26
Sicardpath	19
NEUROSCIENCES	26
DIGEST. AND HEPA. DISEASES	20
INFECTIOUS DISEASES	11
OTHERS	7
OBST., PEDIAT. AND GENE	8
SURGERY RESEARCH	0
TOTAL	305

Other Studies

EPA	56
Medical Device (MD)	7

Funding evolution

	2011	2012	2013	2014	2015	2016	2017	2018
Phase I-II	4.6M€	4,0M€	5.8M€	6.8M€	6.9M€	8.6M€	9.5M€	10.8M€
Phase III	2.9M€	4M€	3.6M€	4.1M€	4.7M€	5.9M€	6.2M€	9.1M€
Phase IV	0.2M€	0.3M€	0.9M€	0.9M€	0.4M€	0.4M€	0.3M €	0.2M€
EPA	0.1M€	0.2M€	0.3M€	0.3M€	0.2M€	0.26M€	0.38M€	0.23M€
TOTAL	7.82M€	8.53M€	10.51M€	12.11M€	12.29M€	15.15M€	16.44M€	20.33M€

Actives in 2018

Service	No. Clinici Trials
Industry	1006
VHIR Researchers	30
Other Hospitals / Foundations	119
TOTAL	1,155

Clinical trials approved, classified according to the trial phase

Phase I-II	166
Phase III	128
Phase IV	12
TOTAL	305

Clinical trials classified according to promoter

265 | 87%
INDUSTRY

5 | 2%
VHIR RESEARCHERS

35 | 11%
OTHER HOSPITALS / FOUNDATIONS

Clinical trials according to participants

14 | 5%
UNICENTER

291 | 95%
MULTICENTER

Facts and Figures

RESEARCH ACTIVITIES
Publications
Research Projects and Networks
< Clinical trials
Events and Seminars
Master's Degree in Traslational Biomedical Research
Thesis
WIDER Barcelona

VHIR STATISTICS

SUMMARY

© FIR-HUVH Fundació Institut de Recerca Hospital Universitari Vall d'Hebron 2019 | Developed by: ondeuev

Events and Seminars

283
TOTAL

2
EXTRAORDINARY CONFERENCES

41
COURSES

127
SEMINARS AND SESSIONS

Extraordinary conferences

Conferences / VHIR / HUVH days

22th Anual Conference HUVH	1
12th VHIR Scientific Conference	1
TOTAL	2

Courses

VHIR COURSES

VHIR/HUVH training courses	15
UEB Courses	2
Labour risk prevention courses	24
TOTAL	41

Seminars

Seminars and workshop

Activities-Seminars-Workshops VHIR-HUVH	13
CIBBIM seminars (Nanomedicine)	13
VHIR-HUVH workshops	5
VHIR Seminar	21
VHIR Academic ceremony - Masther Opening day	1
TOTAL	53

THESIS

TOTAL	60

SESSIONS

General clinical sessions of Cardiology	33
Gastroenterology sessions	41
UEB's briefing	1
Hematology Service sessions	9
Haemostasis and Thrombosis sessions	9
Clinical sessions, Haemophilia (Hematology)	9
Scientific/Technical sessions UAT	1
Neurology Service Sessions	24
TOTAL	127

Facts and Figures

RESEARCH ACTIVITIES
Publications
Research Projects and Networks
Clinical trials
< Events and Seminars
Master's Degree in Traslational Biomedical Research
Thesis
WIDER Barcelona

VHIR STATISTICS

SUMMARY

© FIR-HUVH Fundació Institut de Recerca Hospital Universitari Vall d'Hebron 2019 | Developed by: ondeuev

Master's Degree in Traslational Biomedical Research

Enrolment to the studies

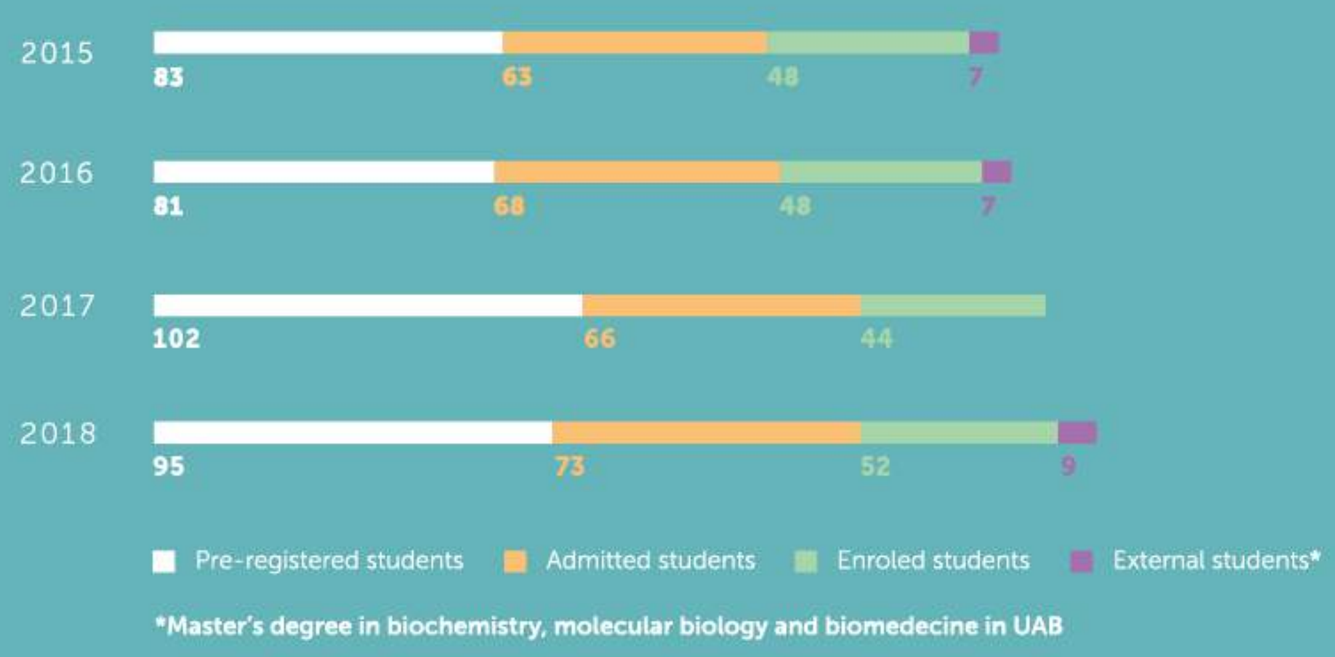

***Master's degree in biochemistry, molecular biology and biomedicine in UAB.**

	2014-15	2015-16	2016-17	2017-18
Average grade	8,5	8,59	8,5	8,4
Graduation rate	97%	94%	98%	98%
TOTAL	6	7	6	2

Grants

	2015-16	2016-17	2017-2018	2018-2019
Company	No. of grants			
Santander	2	0	0	0
VHIR-Fundació Catalana per la Recerca i Innovació	1	0	0	0
Roche	1	1	1	1
Fundació Banc Sabadell	0	4	4	0
Ferrer	2	2	1	1
TOTAL	6	7	6	2

Student background

	2014-2015	2015-2016	2016-2017	2017-2018	2018-2019
Biology	8	7	10	9	9
Biochemistry	4	12	8	4	13
Biomedicine	13	7	8	8	15
Biotechnology	6	10	13	16	11
Genetics	3	2	1	2	2
Medicine	1	2	1	1	3
Veterinary Medicine	1		2	0	0
Pharmacy	1		0	2	0
Microbiology		5	2	0	0
Nanoscience and nanotechnology			3	2	0
Other		3	0	0	0
TOTAL	37	48	48	44	53

Facts and Figures

RESEARCH ACTIVITIES

Publications

Research Projects and Networks

Clinical trials

Events and Seminars

< Master's Degree in Traslational Biomedical Research

Thesis

WIDER Barcelona

VHIR STATISTICS

SUMMARY

© FIR-HUVH Fundació Institut de Recerca Hospital Universitari Vall d'Hebron 2019 | Developed by: ondeuev

Thesis

37

DOCTORAL THESIS READ (UAB)

PHD STUDENT / TITLE	THESIS DIRECTOR/S
Altadill Vallespi, Tatiana / Metabolomic study for the identification of diagnostic markers and the characterization of the dissemination process of endometrial	Colas Ortega, Eva; Gil Moreno, Antonio
Manrique Muñoz, Susana / Anestesia y monitorización hemodinámica en la cirugía intrauterina de los defectos del tubo neural	Carreras Moratonas, Elena; Nadal Cianchet, Miriam de
Borgatta , Bárbara / Pseudomonas aeruginosa in the critically ill patient	Rello Condomines, Jordi
Nicolau Ramis , Joana / Prevalença de trastorns psicopatològics en l'obesitat i la Diabetis Mellitus tipus 2: Influència sobre el control metabòlic, complicacions de la Diabetis tipus 2 i resposta al tractament de l'obesitat	Simó Canonge, Rafael
Rosés I Noguer, Ferran / Design and evaluation of a new pediatric pre transport risk score	Moreno Galdó, Antonio
Salvo Romero, Eloisa / Implicación del eosinófilo intestinal y producción de factor liberador de corticotropina en la fisiopatología del Síndrome del intestino irritable con predominio de diarrea	Vicario Perez, Maria; Santos Vicente, Fco Javier
Salvador Velez, Fernando M / Impacto de la coinfección por geohelmintos en pacientes con enfermedad de Chagas	Molina Romero, Israel; Pigrau Serrallach, Carles
Vilca Yengle, Luz Maria / Cobertura vacunal y morbilidad asociada a gripe en embarazadas de Cataluña	Campins Martí, Magda
Freixenet Guitart , Nuria / La sobrecàrrega bioquímica de ferro en l'atenció primària. Prevalença i relació amb l'hemocromatosi hereditària i amb l'obesitat	Simó Canonge, Rafael; José Miguel González Clemente; Carme Vilardell Vila
Franco Iborra, Sandra / Mitochondrial quality control in neurodegenerative diseases: focus on Parkinson's disease and Huntington's disease	Vila Bover, Miquel
Fernandez De Re Alda, Sofia / Efecto de variaciones sobre ApoA-I y ApoJ recombinantes como aproximación terapéutica en el contexto de la Beta-amiloidosis cerebral	Hernandez Guillamon, Maria Mar
Peña Lopez, Yolanda / Infecciones respiratorias en niños sometidos a ventilación mecánica	Rello Condomines, Jordi; Campins Martí, Magda
Carabia Juberó, Júlia / Paper de la via de senyalització del receptor de cèl·lules B (BCR) en la interacció entre les cèl·lules de leucèmia limfàtica crònica i el microambient tumoral	Bosch Albareda, Francesc; Crespo Maull, Marta
Rodó Rodriguez, Carlota / Impacte de la infecció per virus del Zika durant la gestació	Carreras Moratonas, Elena
Simats Oriol, Alba / Potencial terapèutic de nous biomarcadors d'isquèmia cerebral	Montaner Villalonga, Joan; García Berrocoso, Teresa
Gabriel Salazar, Marina / Modulació de marcadors de neuroreparació en teràpies rehabilitadores després de l'ictus i en un model pre-clínic d'isquèmia cerebral	Rosell Novel, Anna
Zhang , Junjie / Mechanisms of resistance to T-DM1 in HER2-positive breast cancer	Arribas López, Joaquín Vicente; Rodilla Benito, Verónica
Jauset González, Antoni / Inhibiting Myc in cancer using Omomyc: from defining the fundamental mechanism of action to its pharmacological application	Soucek , Laura
Talavera Urquijo, Elider / Canvis morfofuncionals en un model animal experimental de malaltia hepàtica per fetge gras no alcohòlic després de tractament amb cirurgia bariàtrica versus dieta hipocalòrica	Balibrea del Castillo, José María; Martell Pérez-Alcalde, María; Augustín Recio, Salvador
Lacuey Lecumberri, Nuria / Human Autonomic and Respiratory Responses to Direct Electrical Cortical Stimulation	Alvarez Sabin, José
Suárez Rodríguez, Cristina / Valor pronóstico de las alteraciones genéticas de la vía MTOR en pacientes con cáncer renal metastásico tratados con inhibidores de MTOR	Carles Galceran, Joan
Macaya Erro, Iratí / Role of myosin VI in colorectal cancer	Arango Corro, Diego
Marcé Grau, Anna / Seqüenciació exòmica en l'estudi molecular de les encefalopaties epilèptiques d'inici precoç	Macaya Ruiz, Alfons
Santiago Badenas, Alba / Estudio de las alteraciones del microbioma intestinal y extra-intestinal en ratas y humanos durante la progresión de la cirrosis	Manichanh , Chaysavanh
Dux-Santoy Hurtado, Lydia / Predictores biomecánicos de dilatación en aorta ascendente en población con válvula aórtica bicúspide mediante resonancia magnética 4D PC	Evangelista Masip, Artur
Belsani Pellisé, Marc / Efecto de la gastrectomía vertical laparoscópica en la expresión y metilación del ADN de genes relacionados con el metabolismo energético y la inflamación en leucocitos de sangre periférica	Armengol Carrasco, Manuel; Balibrea del Castillo, José María
Moure Garcia, Zaira / Serodiscordancia en el diagnóstico de la infección por trypanosoma cruzi en área no endémica	Pumarola Suñé, Tomàs
Hoyuela Alonso, Carlos / Anàlisi de complicacions i resultats a curt i mig termini de la utilització de clamoclitat per a la fixació de malles en cirurgia reparadora de la paret abdominal	López Cano, Manuel; Balibrea del Castillo, José María
Bocanegra García, María Cristina / Alteraciones ecográficas secundarias a espulsotoomiasis urinaria en un área de alta endemia	Molina Romero, Israel
Ros Cucurull, Elena / Factores asociados al consumo de sustancias en población mayor de 65 años y evolución y pronóstico tras la abstinencia	Roncero Alonso, Carlos; Grau Lopez, Lara; Casas Brugué, Miquel
Díaz Mendoza, Ana Carolina / Características epidemiológicas de una gran cohorte de pacientes con enfermedades mediadas por mecanismos autoinmunes	Marsal Barril, Sara; Lopez Lasanta, María America
SANZ GARCIA, ENRIQUE / Análisis de RAS en plasma en cáncer colorrectal metastásico: Impacto de la fracción mutante alélica en pronóstico	Tabernero Caturla, Josep; Eliz Fernandez, Mª Elena
Calle Egusquiza, Alicia/ Factores relacionados con fragilidad como predictores de recuperación funcional en rehabilitación geriátrica en pacientes post cirugía ortopédica y post ictus: aprendizajes del estudio SAFARI	Inzitari , Marco
Basas Satorras, Jana Jesús / Eficàcia in vitro i in vivo de diferents antimicrobians enfront Staphylococcus spp. i Candida spp. creixent en biopel·lícules i causants d'infeccions de catèter de llarga durada	Cavalda Santapau, Joan; Almirante Cragera, Benito
Bassas Freixas, Patricia / Caracterización de la expresión de ácido ribonucléico mensajero en distintos subtipos histológicos de carcinoma basocelular	García-Patos Briones, Vicente; Prat Aparicio, Aleix
Valivé Juanico, Júlia / Molecular alterations in eutopic endometrium of women with endometriosis and implications in its diagnostic	Santamaría Costa, Xavier; Gil Moreno, Lorente Guerrero, JuanAntonio
López Fernandez, Alba / Tratamiento con células madre mesenquimales en un modelo experimental ovino de osteonecrosis de cabeza femoral	Aguirre Canyadell, Mario; Vélez Villa, Roberto
Cimferrer Arriaga, Laura / Vigilancia virológica del virus respiratorio sincitial humano: Epidemiología y caracterización molecular	Antón Pagarolas, Andres; Pumarola Suñé, Tomàs
Pratcorona Allcart, Laia / Usos del pessari cervical en gestacions amb alt risc de part prematur i cèrvix curt	Goya Canino, María del Mar; Cabero Roura, Lluís; Carreras Moratonas, Elena
Moreno Pérez, Núria / Fenotipos de alergia alimentaria por sensibilización a proteínas transferidoras de lípidos (LTP) en adultos del área mediterránea	Labrador Horrillo, Moisés; Luengo Sanchez, Olga
Bellmunt Fontanet, Angela maria / Papel de los exosomas en la comunicación entre las células tumorales y los macrófagos en el carcinoma laríngeo	Lorente Guerrero, Juan
Gil Varea, Ella / Búsqueda de variantes genéticas causales y estudio de sus implicaciones funcionales en pacientes con esclerosis múltiple	Comabella Lopez, Manuel; Malhotra , Sunny; Montalban Cairin, Xavier
Bañuelos Ávila , Ana Jaqueline / Comorbilidad como factor predisponente a fiebre neutropénica o infección documentada en los pacientes con linfoma sometidos a tratamiento con quimioterapia	Alljotas Reig, Jaume; Ruiz Camps, Isabel
Haddad , Sleiman / Infeccions en cirurgies del raquis: factor de risc i conseqüències	Pellisé Urquiza, Ferran; Pigrau Serrallach, Carles; Rodríguez Pardo, Ma Dolores
Pagerols Teixidó, Mireia / Bases genètiques del trastorn per déficit d'atenció amb hiperactivitat i de la resposta farmacològica al metilfenidat	Ribases Haro, Marta; Ramos Quiroga, José Antonio
Ruiz Castilla, Mireia / Paper de l'eix IL-33/ST2 en el pacient cremat	Barret Nerín, Juan Pedro; Masclans Enviz, Joan Ramon; Roca Cas, Oriol
Chen , Qian / Caracterización molecular del perfil de resistencias del virus de la hepatitis C después del fallo terapéutico a antivirales de acción directa mediante secuenciación masiva	Quer Sivila, Josep; Perales Viejo, Celia Belen; Gregori Font, Josep
Maldonado Pijoan, Javier / Escalada de dosis de radioterapia en combinación con deprivación androgénica en el tratamiento del cáncer de próstata de riesgo intermedio y alto	Giralt López de Sagred, Jordi
Lopez Larrainza Coghen, Thais Amelia / Estudio de la incidencia, factores de riesgo, diagnóstico, tratamiento y pronóstico de la diarrea por clostridium difficile	Almirante Cragera, Benito; Rodríguez Pardo, Ma Dolores
Pigrau Pastor, Marc / Molecular Mechanisms and effect of acute and psychosocial stress on the intestinal barrier function. Implications on the irritable bowel syndrome	Santos Vicente, Fco Javier; Vicario Perez, Maria; Alonso Cotoner, Carmen
Casanz Serrano, Carlos / Ús d'una matriu de col·lagen i elastina en la reparació d'un defecte vesical amb peritoneu parietal en model porci	Morote Robles, Joan; Raventós Busquets, Carles Xavier
Saez Cimenez, Berta / Malaltia tromboembòlica en el trasplantament pulmonar	Román Broto, Antonio; Bravo Masgoret, Carles
Sánchez Ortiz, Mònica / Neumonitis por Hipersensibilidad por exposición a hongos y aves: mecanismos inmunológicos e inflamatorios	Muñoz Call, Fco. Javier; Cruz Carmona, Mª Jesús
Palmer Camino, Neiser Eduard / Seguimiento a medio plazo de los pacientes con sustitución valvular pulmonar	Armengol Carrasco, Manuel; Sureda Barbosa, José Carlos; Rodríguez Lecoq, Rafael
Vásquez Méndez, Josefa Élida / Resonancia magnética de la región hipotálamo-hipofisaria en la patología endocrinológica durante la infancia y la adolescencia	Carrascosa Lezcano, Antonio
Martos Fernández, Miriam / Avances en el manejo de la osteoradionecrosis mandibular: pentoxifilina y tocoferol como tratamiento médico	Bescós Atín, Coro
Bordonaba Leiva, Sergio / Análisis de la responsabilidad profesional en la especialidad de cirugía oral y maxilofacial	Balibrea del Castillo, José María; Bescós Atín, Coro
Maurel Ibáñez, Sara Nieves / Relación entre constructos psicológicos y discapacidad funcional y diestrés en subgrupos de pacientes con fibromialgia	Alegre Martín, José
Allgue Capsada, Jordi / Desenvolupament d'un model predictiu amb marcadors tumorals per a descartar malignitat en pacients amb pèrdua de pes involuntària atlaat en una Unitat de diagnòstic ràpid	San Jose Laporte, Antonio
Pijuan Domenech, Antonia / Disfunción diastólica del ventrículo derecho en las cardiopatías congénitas: reevaluación del patrón restrictivo	Ferreira González, Ignacio

© FIR-HUVH Fundació Institut de Recerca Hospital Universitari Vall d'Hebron 2019 | Developed by ondeuev

WIDER

The most innovative methods in abdominal surgery in the NOTES-WIDER 2018 course

The professionals have been able to update their knowledge in the less invasive techniques of abdominal surgery

Vall d'Hebron University Hospital has hosted the 12th edition of the international NOTES-WIDER-Barcelona course, on November 27 and 28, which includes conferences and practical workshops every year since 2007. The course has brought together surgeons and international experts in gastroenterology and clinical endoscopy, in order to update them in the immediate future of transluminal endoscopic surgery for natural orifices (or NOTES), since they are less invasive methods and that allow to avoid incisions and external scars in the abdominals' surgeries. Interventional therapeutic techniques derived or related to this type of surgery have also been presented.

The course has taken place in the Pavelló Docent of the Vall d'Hebron University Hospital and was led by doctors Josep Ramon Armengol-Miró, Manuel Armengol, Antonio José Torres and Joan Dot Bach, within the project of the World Institute for Digestive Endoscopy Research (WIDER Barcelona), located at Vall d'Hebron Hospital and funded by the "la Caixa" Bank Foundation, under the direction of Dr. Armengol-Miró. On Monday, 26 at night, a WIDER Welcome Symposium-Dinner 2018 was held at the CosmoCaixa Museum in Barcelona.

Main innovations presented during the course

As explained by Dr. José Ramón Armengol-Miró, from the Vall d'Hebron Digestive Endoscopy Service and director of the WIDER-Barcelona Institute, this course **"is very relevant because it brings together the most important international experts to share the latest knowledge in the field of abdominal surgery "**. Among the main innovations of this edition, Dr. Armengol-Miró highlighted "**new techniques in pancreatic complications and interventions of the appendix and abdominal pseudocysts, which are giving very good results, as well as advances in the use of endoscopic ultrasonography**." Endoscopic ultrasonography is performed with a flexible rubber tube that carries an ecograph. The tube is inserted through the rectum or the mouth and allows the ecographer to pick up high quality images from many parts of the stomach. In addition, in the field of tunneling of the mucosa to treat tumors, "**conclusions of studies have been presented with very broad series that confirm the good results**", added Dr. Armengol-Miró.

Other issues dealt with during the course were the future of navigation in abdominal surgery, advances in biliary and pancreatic pathology and the endoscopy of obesity, one of the main challenges of health systems due to the alarming increase in cases of obesity in many countries.

Among the international experts who have participated in this course, Dr. Kiyokazu Nakajima, from the University of Osaka (Japan), who spoke about the latest developments in the ENGINE project, an R + D consortium to develop new instruments in interventionist endoscopy, and Dr. Liu Bing-Rong, from the University Hospital of Zhengzhou (China), who has held a conference on transrectal cholecystectomy with preservation of the gallbladder and transrectal polypectomy with preservation of the gallbladder.

Facts and Figures

RESEARCH ACTIVITIES

Publications

Research Projects and Networks

Clinical trials

Events and Seminars

Master's Degree in Traslational Biomedical Research

Thesis

< WIDER Barcelona

VHIR STATISTICS

SUMMARY

© FIR-HUVH Fundació Institut de Recerca Hospital Universitari Vall d'Hebron 2019 | Developed by: ondeuev

Economic summary

44.20
TOTAL (M€)

41.20
VHIR (M€)

2.00
HUVH (M€)

1.00
CIBER (M€)

Total income in millions of euros (M€)

2018 VHIR Income breakdown (M€)

A	National Grants/Networks	11.25
B	International Grants/Networks	2.21
C	Public Funding	2.10
D	Clinical Trials	7.90
E	Donations	4.67
F	Teaching	1.31
G	Research Services	3.18
H	Financial Incoming	0.07
I	Agreements Industry	8.51
TOTAL		41.20

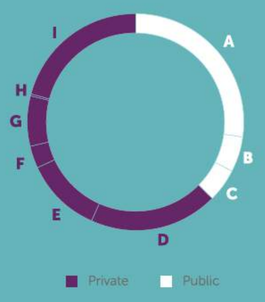

VHIR Total income in millions of euros

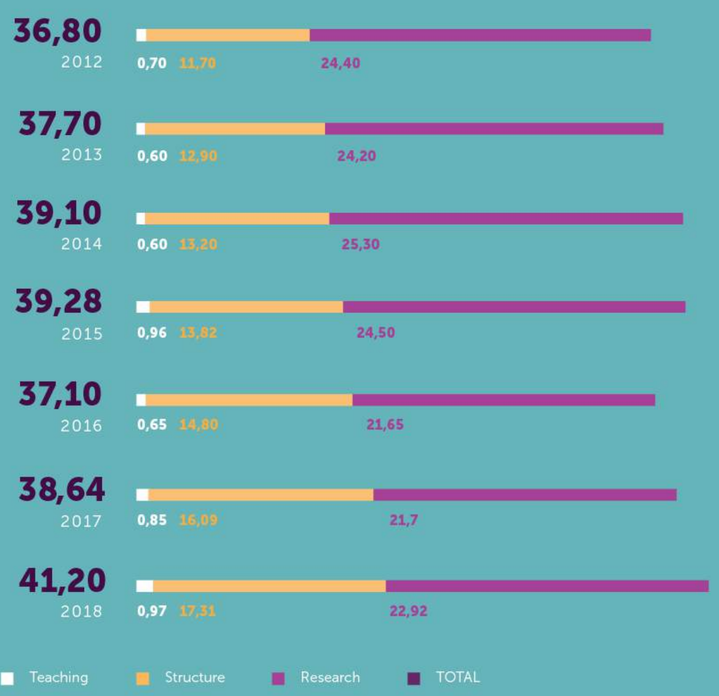

Facts and Figures
RESEARCH ACTIVITIES
VHIR STATISTICS
< Economic summary
Core Facilities
Innovation
Human resources
Media
SUMMARY

© FIR-HUVH Fundació Institut de Recerca Hospital Universitari Vall d'Hebron 2019 | Developed by: ondeuev

Facts and Figures

Facts and Figures
RESEARCH ACTIVITIES
VAW STATISTICS
• Core Facilities
Biobank
Clinical Research
Biobank
SUMMARY

Core Facilities

LAB ANIMAL SERVICE

Animals Used in Research

12.548 TOTAL

11.435 MICE

1.113 RATS

Annual Average of cages and individuals/week

3.139 MICE

113 RATS

Active Procedures per Species

88 MICE

21 RATS

Active producers per area and species

AREAS / SPECIES	MICE	RAT
Oncology	6	1
Cardio-Vascular and Metabolism (CVM)	16	1
Neuroscience	10	1
Infectious Diseases	5	1
Digestive and Liver Disease	1	1
Musculoskeletal Disease and Immuno Therapies	1	
Research in Surgery		1
Obesity, Nutrition and Genetics		
CNS	20	
Vision		
Others	1	1
TOTAL	60	6
NUMBER OF PROCEDURES	66	

Experimental Surgery Unit

SPECIES USED IN RESEARCH	
Rabbits	14
Sheep	
Pigs	14
TOTAL	28

ACTIVE PROCEDURES PER SPECIES	
Rabbits	1
Sheep	
Pigs	14
(2 cross procedures)	
TOTAL	15

Active procedures per area and species

Animal Species	Rabbit	Sheep	Pig
Oncology			1
Cardio-Vascular and Metabolism (CVM)			1
Neuroscience			1
Infectious Diseases	1		
Research in Surgery		1	
Obesity, Nutrition and Genetics			1
Vision			2
Others		1	
TOTAL	1	1	5
NUMBER OF PROCEDURES	7		

Preclinical Imaging platform activity per group

RESEARCH GROUPS	VIVO DIRECTIONS		MRT	
	Mapping + Physio	Investigation and Analysis	Physical Studies	Investigation and Analysis
Translational Research in Cardiac Surgery and Anesthesiology Group	20.5	4		
Cardiovascular Translational and Preclinical Research			87	
Molecular Cardiovascular Pathology and Engineering				
Cell Signaling and Regulation	2.5			
Liver Disease	5.5	3		
Neuroscience and Mental Health	4			
Total			218	76
TOTAL	634.25	76.25	1142	155
Others				
Total hours	671.75	79.25	1360	155

BIOBANK

Number of new Biobank donations

2.700 TOTAL

Cardiology Bank	156
Liver Tissue Bank	1
NBS	274
Immunology Bank	70
Hypertension Pathologies Bank	37
Digestive Pathologies Bank	23
Nephrology Bank	50
Neurological Tissue Bank	10
Pediatric Endocrinology Bank	1
Pulmonary Bank	101
Respiro Bank	219
Tumor Bank	708

Number of Projects which have asked for sample processing services

- **8** BIOANALYSIS BANK
- **1** DIGESTIVE PATHOLOGIES BANK
- **2** IMMUNOLOGY BANK
- **2** GESTATIONAL PATHOLOGIES BANK
- **4** NEFROLOGY BANK
- **2** PULMONARY BANK
- **1** RIFRES BANK
- **3** OTHER

Number of Projects which have asked for samples (Material Transfer Service)

- **5** TRANSPLANT BANK
- **2** TOTAL TIMOR BANK
- **6** BIOANALYSIS BANK
- **9** NEFROLOGY BANK
- **3** PULMONARY BANK
- **7** RIFRES BANK
- **3** TUMOR BANK

Number of publications which have used biobank sample collections

- **2** TOTAL TIMOR BANK
- **2** NBS
- **1** IMMUNOLOGY BANK
- **20** TUMOR BANK
- **1** RIFRES BANK

LIAT (High Technology Unit)

User group

- **40** CVM
- **3** CONGENITAL DISEASE, CANCER, GASTROENTERO & GENERAL LABS
- **6** OCTENAV (EPFL)
- **2** OCTENAV (EPFL/CTU)

Services performed

- **752** MICROBIOLOGY COLONIES
- **6,197** HEMATOLOGY
- **3,312** MICROSCOPY
- **1,742** CYTOMICS
- **1,092** INFECTIOLOGICAL

Courses organised

Title	Lecturer
High Content Imaging. Bioinfomics Seminar "From Apoptosis to Zebrafish. Automated Imaging Solutions for a wide Range of Assays"	Technology Development Group
Hands-on seminar: HPLC	Technology and Application
STAR's Master	LIAT LIAT participation

Current agreements with external services providers

NAME	SERVICES PROVIDED
Universitat Autònoma de Barcelona (UAB)	Institutional agreement to improve core facilities sharing
Institut d'Investigacions Biomèdiques August Pi i Sunyer (IDIBAPS)	Institutional agreement to improve core facilities sharing
Centre de Investigaciones Microbiologicas (Charles Nicle)	Human cell line authentication
Macrogen	Human Sequencing
Genyo	Genotyping
BBDL	
PLABI	Primers

New internal services

3D Printing	Rapid prototyping
Microscopy	Spectral histology acquisition using laser reflection
Microscopy	Organoids and 3D cell cultures imaging
Molecular Diagnostic	Automated molecular assays in oncology with dedicated sample collection and RNA extraction and LDR (experimental design and data analysis)
Metabolomics	Metabolic detection in human fibroblasts
Metabolomics	Polyamines detection in myoendothelial
Metabolomics	Thiopurine metabolite in squamous carcinoma

USIC (Clinical Research Support Unit)

USIC Healthcare Platform

% of total USIC-HMS Healthcare Area's active clinical trials in HMS	15.8%
% of the use of healthcare spaces	19.1%
Request of studies for medical consultation	50
Request of studies for day hospital	15
Request of studies for support of research teams	10
No. of visits	1.127
No. Hospitalised volunteers	20
No. physician investigators	10
Bioterabecula of HMSC	50
Clinical trials initiated during 2012	10
Petitions of public funded studies	32
Petitions of private funded studies	20
No. spaces used for monitoring/pharmacokinetic extensive visits, stand-up and clean-out visits	115

UEB (Statistic and Bioinformatics)

UEB services by type

	TOTAL DE	TOTAL (Hours)
Teaching activities (Courses & Personal Level)	12.241,00	40
Advanced Data Analysis		
High Throughput Data Analysis (Bioinformatics)	23.284,5	259
Data Analysis for Clinical Research (Biostatistics)	40.123	1.123
Statistical & methodological consultancy services	17.245	490
Scientific Data Management		
Involvement in applications development	7.225	210
Report writing and documentation development services		
Running of UEB resources	880,5	1.510
TOTAL	101.801,5	

UEB results by user type

	TOTAL DE	TOTAL (HOURS)
Internal	76.276	1.880
CSIC		
HMS	9.604	165
External Private	5.052	210
Support Units		
TOTAL	101.712	

ASO (Academic Research Organization)

Services we have worked with

	TOTAL DE
Oncology	8
Digestive Pathology	1
Musculoskeletal	2
Cardiology	1
Hematology	1
Infectious Diseases	2
Immunology	1
Nephrology	1
Pediatrics	1
Surgery	1
Allergology	1
Pneumology	2
Transplant	2
Hospitalization	
Endocrinology	1
Dermatology	1
Traumatology	1
Nephrology	1
Pharmacy	1
Immunology	1
Digestive Pathology	1
TOTAL	30

Phases of the studies

Development area

36 NATIONALS

22 INTERNATIONALS

Centers participating

18 ANONYMOUS

40 NAMED PARTNERS

Promoter

Clinical studies managed through networks

	%	
RCMI	14	24.14
TEDER	1	1.72
Out of networks	38	67.24

© 2010-2014 Fundación Instituto de Investigación Hospital Universitario 12 de Octubre (FIIS) Developed by: Ecotrade

Innovation

116
INNOVATION REQUESTS

169
PATENTS

Facts and Figures

RESEARCH ACTIVITIES

VHIR STATISTICS
Economic summary
Core Facilities
< Innovation
Human resources
Media

SUMMARY

Evolution of patents*

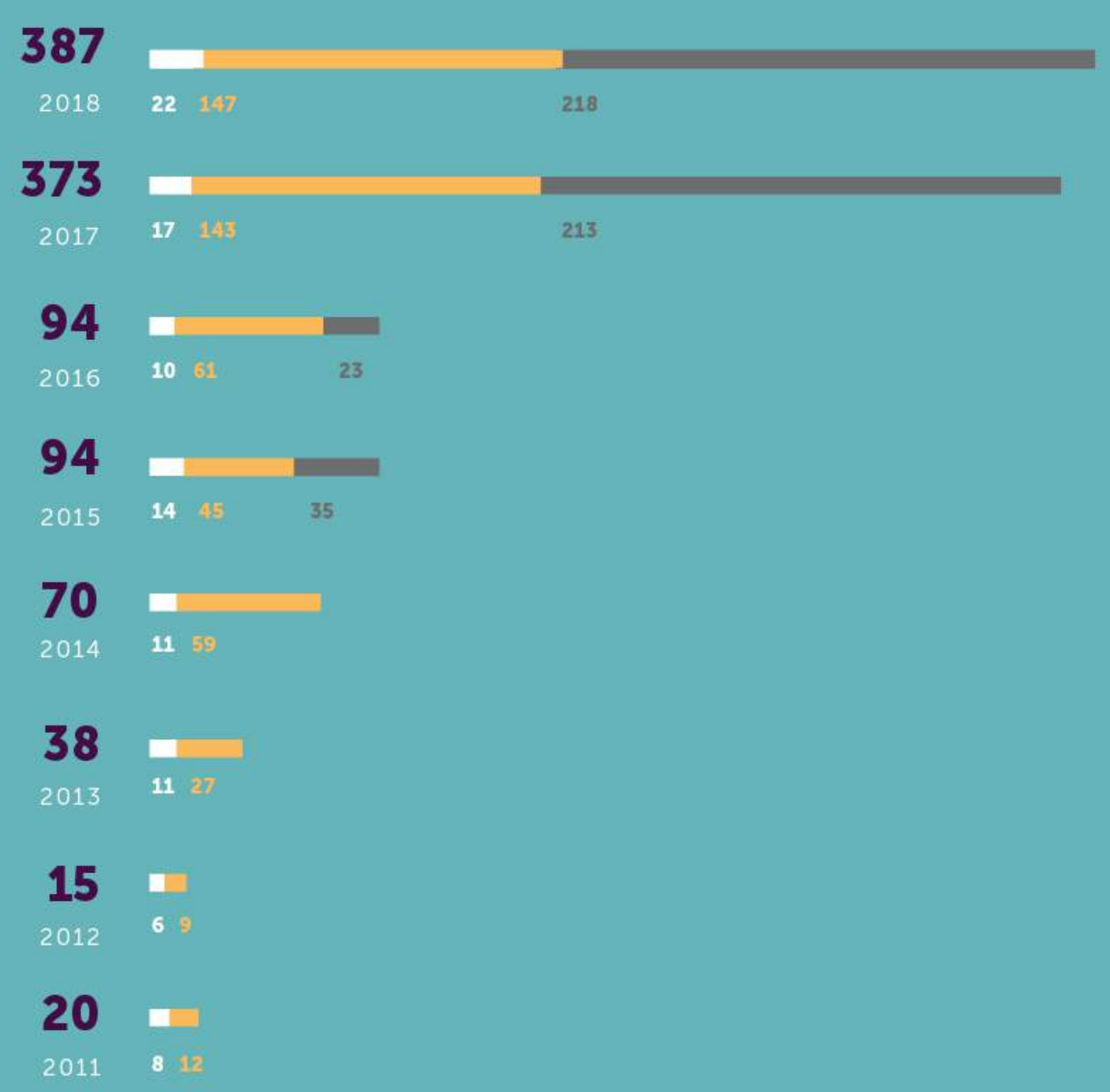

Priority patents (national and international) | Extensions (PCTS and entry in national phases) | Denied/ Abandoned | TOTAL

* From 2015, patents are separated by active (Priority and Extensions) and the denied ones.

Evolution of committed revenues from innovation activity

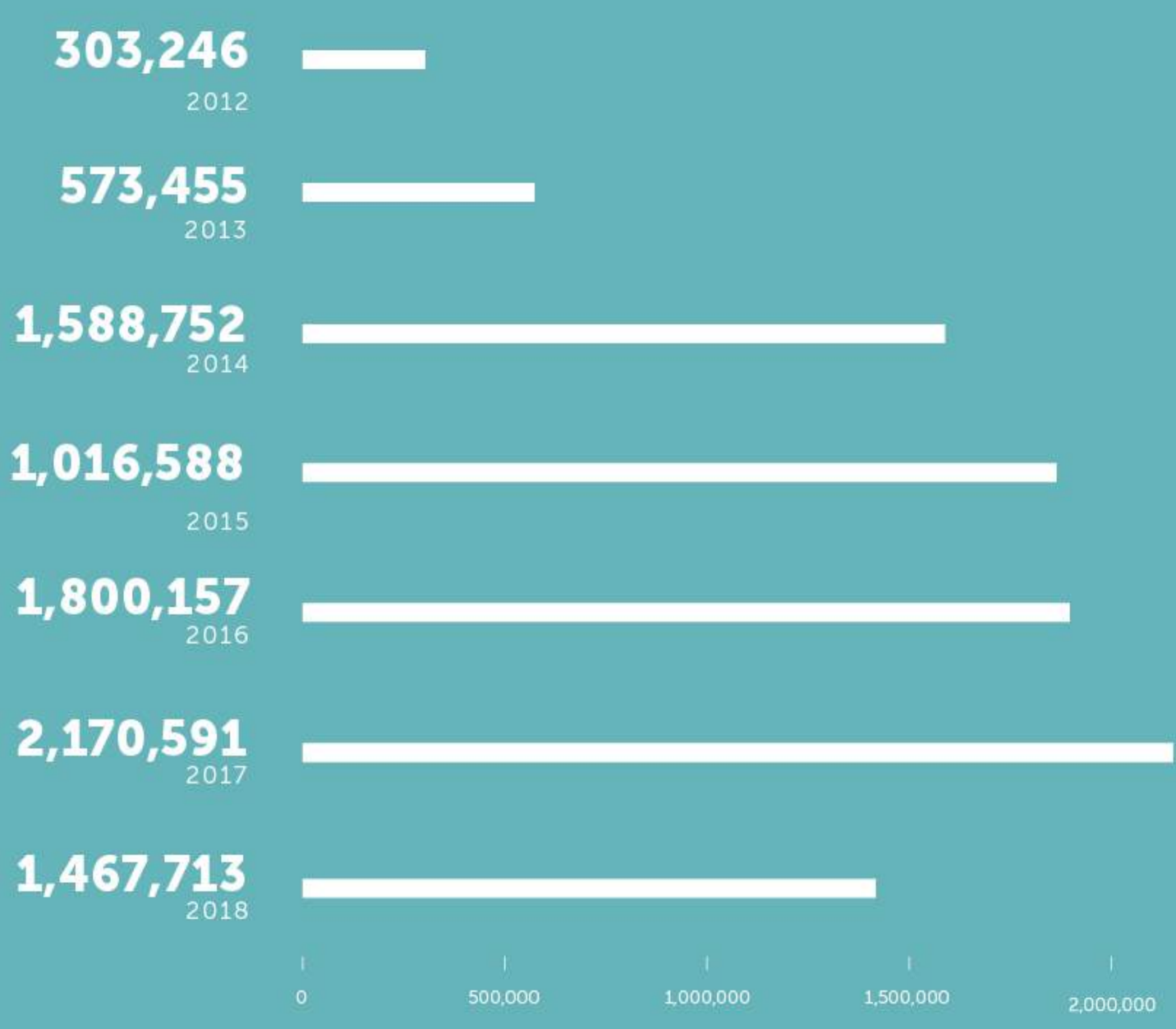

© FIR-HUVH Fundació Institut de Recerca Hospital Universitari Vall d'Hebron 2019 | Developed by: ondeuev

Facts and Figures

RESEARCH ACTIVITIES
VHIR STATISTICS
Economic summary
Core Facilities
Innovation
< Human resources
Media
SUMMARY

Human resources

Staff

1,720 TOTAL

1,040 RESEARCH

680 SUPPORTING RESEARCH

Evolution of the staff

RESEARCH STAFF	1,040
Researchers	665
Predocs	262
Postdocs	113

SUPPORT	680
Laboratory	125
Administrative	49
Graduates	326
Nurses	136
Others	44

Evolution of the staff

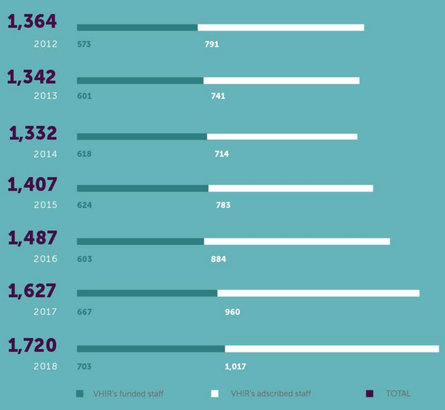

Contracting entities

VHIR and HUVH staff by gender, age and nationality:

37% MALE

63% FEMALE

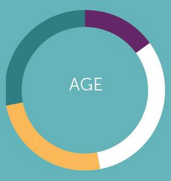

15% <30

32% 30-40

25% 41-50

28% >50

1,617 NATIONALS

103 INTERNATIONALS

Internationalization

	♂	♀	TOTAL
ARGENTINA	2	5	7
BOLIVIA	1	1	2
BRAZIL	0	1	1
CANADA	1	0	1
CHILE	1	1	2
COLOMBIA	1	5	6
CROATIA	1	0	1
CUBA	1	0	1
ECUADOR	1	2	3
SLOVAKIA	0	1	1
EL SALVADOR	1	0	1
FRANCE	1	2	3
GERMANY	1	1	2
GUATEMALA	0	1	1
HUNGARY	0	1	1
INDIA	1	1	2
ISRAEL	0	1	1
ITALY	9	20	29
KAZAKHSTAN	0	1	1
LEBANON	1	1	2
MEXICO	2	1	3
NETHERLANDS	0	2	2
NORWAY	1	0	1
PARAGUAY	0	1	1
PERU	2	3	5
POLAND	0	2	2
PORTUGAL	0	3	3
ROMANIA	0	2	2
RUSSIA	1	0	1
SENEGAL	1	0	1
URUGUAY	0	1	1
VENEZUELA	0	3	3
AFGHANISTAN	0	2	2
HONDURAS	0	2	2
ANGOLA	1	0	1
ALGERIA	1	0	1
BULGARIA	0	1	1
COSTA RICA	1	0	1
MOROCCO	1	1	2
TOTAL	34	69	103

© FIR-HUVH Fundació Institut de Recerca Hospital Universitari Vall d'Hebron 2019 | Developed by: ondeuev

Media

Website vhir.org

782,158 VISITED PAGES

642,405 VISITS

577,387 SINGLE USERS

176 NEWS ON THE WEB

Social Media

9,068 LIKES

12,219 FOLLOWERS

10,106 FOLLOWERS

406,400 ACCUMULATED VIEWS

Facts and Figures

RESEARCH ACTIVITIES

VHIR STATISTICS

Economic summary

Core Facilities

Innovation

Human resources

< Media

SUMMARY

© FIR-HUVH Fundació Institut de Recerca Hospital Universitari Vall d'Hebron 2019 | Developed by: ondeuev

Summary

Staff

Staff with professional relationship with the Institute	1720
Research staff	
Principal Investigators and %ICS (*: understanding PI as a principal investigator in a research project or trial)	241 (70,51%)
PhD researchers and %ICS	418 (85.89%)
Collaborator researchers and %ICS	785 (85.5%)
Researchers subordinated to short term projects	322
Researchers in training	177
Scientific support staff % ICS	466(42.06%)
Core facilities staff	78
Management and administration	81
General services and maintenance	19
Researchers funded partially or totally through competitive tenders and research networks	149
Staff Ratio (Management and administration + General services and maintenance) /	0.41

Research Activity

Research projects granted on 2018	97
Ongoing research projects	320
Ongoing clinical trials	1.155

Scientific production

Total of publications	1,225
Original articles published in indexed journals **Including reviews, letters, editorials and clinical guidelines*	1069
Total impact factor reached through indexed journals	6,229.707
Percentage of publications in the 1st decil	23.95%
Percentage of publications in the 1st quartile	55.47%
Clinical guides	20
Granted patents or utility models	107
Transferred patents or utility models	169
Start-ups o spin-offs created	4
Ratio published articles / researchers (senior, postdoc, in training)	2.06

Economic Figures

Funds collected with a competitive origin (M€)	11.9M
Funds collected with a non competitive origin (M€)	18.24M
Direct funds from Generalitat de Catalunya (M€)	2.1M
Total overheads from competitive and non competitive funded projects (M€)	8.95M
Ratio (competitive + non competitive funds)/Direct funds from Generalitat de Catalunya (M€)	14.36

*Updated at "03/05/2019".

© FIR-HUVH Fundació Institut de Recerca Hospital Universitari Vall d'Hebron 2019 | Developed by: ondeuev

Institutional Highlights

January

16-01-2018

Two VHIR projects receive a Gilead Fellowships for Biomedical Research

View the news in the media

El Confidencial

February

01-02-2018

The MAGBBRIS european project, coordinated by Dr. Anna Roselll, receives funding from the Instituto de Salud Carlos III, in the framework of the EuroNanoMed III call

View the news in the media

Biotech Spain



19-02-2018

Dr. Chaysavanh Manichanh receives a fellowship of the Crohn's and Colitis Foundation of America

View the news in the media

ABC

April

24-04-2018

Campus Vall d'Hebron signs a Prime Site Agreement with IQVIA, the world's largest clinical trial management company

View the news in the media

IM Médico

26-04-2018

A new European project awarded to the CIBBIM-Nanomedicine of the VHIR converts the Vall d'Hebron Campus into the health institution with the most active research projects in Nanomedicine of Europe

View the news in the media

Con Salud

May

03-05-2018

Vall d'Hebron participates in the creation of a Health Research Center in Angola

View the news in the media

La Vanguardia

08-05-2018

VHIR obtains more than 1.3 million euros in grants from PERIS

View the news in the media

COIB

16-05-2018

Sudanese researcher Samia El Haj starts her stay at VHIR as part of the programme "Elias Investigan"

View the news in the media

Biotech Spain

June

08-06-2018

AECC Barcelona grants 2 scholarships for Oncology Research to doctors Anna Santamaria and Roberta Antonelli

August

27-08-2018

A VHIR project focused on tuberculosis has been awarded a Marie Curie grant

October

01-10-2018

An investment of $30 million to advance the development of a VHIR and Columbia University patent

View the news in the media

Biotech Spain

10-10-2018

Vall d'Hebron Campus renews its collaboration agreement with PPD, one of the world leaders in clinical trial management, through its PPD Select strategic program

View the news in the media

Biotech Spain

17-10-2018

Vall d'Hebron will become the headquarters of ICORD, a worldwide reference organization in rare diseases, as of 2019

View the news in the media

COPE

31-10-2018

Five research projects on infectious diseases receive funds from La Marató de TV3

November

05-11-2018

Two VHIR researchers receive the La Caixa research awards

View the news in the media

Biotech Spain

28-11-2018

The Eric Abidal Foundation helps fund a VHIR research project on child cancer

View the news in the media

Mundo Deportivo

December

12-12-2018

The Hipofam association has given to the VHIR € 15,000 to continue supporting the research in Family Hypomagnesemia

View the news in the media

Metrópoli Abierta

13-12-2018

A Vall d'Hebron project, as example of successful biotechnology transfer in Catalonia

19-12-2018

Vall d'Hebron and NBD team up to develop a new treatment for Dent's disease

View the news in the media

La Vanguardia

© FIR-HUVH Fundació Institut de Recerca Hospital Universitari Vall d'Hebron 2019 | Developed by ondeuev

Scientific Highlights

January

04-01-2018

A pioneering study led by Dr. Amparo Santamaria will determine the cause and effect relationship between genetic thrombophilia and fertility problems

View the news in the media

ANTENA 3

22-01-2018

Virtual reality improves treatment of patients with attention-deficit/hyperactivity disorder

View the news in the media

VilaWeb

February

05-02-2018

Dr. Marc Miravitlles leads the official European guide to pulmonary disease due to alpha-1 antitrypsin deficit

View the news in the media

Biotech Spain

19-02-2018

Dr. Chaysavanh Manichanh receives a fellowship of the Crohn's and Colitis Foundation of America

View the news in the media

La Vanguardia

March

01-03-2018

Dr. Xavier Montalban leads the first European Clinical Practice Guide in Multiple Sclerosis

View the news in the media

El Periodico

12-03-2018

A large-scale genetic study offers a new vision of the causes of stroke

View the news in the media

Betevé

April

11-04-2018

VHIR researchers describe a pathway to slow Parkinson's disease progression and reverse the symptoms

View the news in the media

La Sexta

26-04-2018

A new European project awarded to the CIBBIM-Nanomedicine of the VHIR converts the Vall d'Hebron Campus into the health institution with the most active research projects in Nanomedicine of Europe

View the news in the media

Con Salud

May

22-05-2018

Vall d'Hebron leads the first clinical trial in Spain to treat acute spinal cord injuries with mesenchymal stem cells

View the news in the media

Redacción Médica

June

11-06-2018

Transplanting intestinal microbiota corrects the portal hypertension on Non Alcoholic Fatty Liver Disease (NASH)

View the news in the media

El País

18-06-2018

Adding low-intensity chemotherapy treatment for six months significantly increases survival rate in children with rhabdomyosarcoma

View the news in the media

RTVE

22-06-2018

Migraine and ADHD share a common genetic basis

View the news in the media

El periódico

July

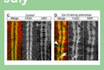

11-07-2018

Characterized a key protein for the formation of the Central Nervous System, common among invertebrates and vertebrates

View the news in the media

Biotech Spain

17-07-2018

VHIR participates in a trial in patients to test a drug for Huntington's disease

View the news in the media

ABC

31-07-2018

A diet low in fermentable residues and a prebiotic similarly improve the symptoms associated with intestinal gas production

View the news in the media

La Razón

August

29-08-2018

Doctors at the Vall d'Hebron Hospital and VHIR researchers point out the relationship between asthma and environmental pollution

View the news in the media

Cuatro

September

06-09-2018

New genetic loci related to the consumption of cannabis

View the news in the media

RTVE

October

10-10-2018

Link between gut flora and multiple sclerosis discovered

View the news in the media

ccma

17-10-2018

Vall d'Hebron will become the headquarters of ICORD, a worldwide reference organization in rare diseases, as of 2019

View the news in the media

COPE

November

26-11-2018

First genetic map of the Attention Deficit Hyperactivity Disorder

View the news in the media

RTVE

28-11-2018

The Eric Abidal Foundation helps fund a VHIR research project on child cancer

View the news in the media

Mundo Deportivo

29-11-2018

Iproteos, IBEC and VHIR to develop an innovative therapy against solid tumors

View the news in the media

Agencia SINC

December

19-12-2018

A clinical trial demonstrates the positive effect of personalized vaccines in brain cancer

View the news in the media

El País

© FIB-HUVH Fundació Institut de Recerca Hospital Universitari Vall d'Hebron 2019 | Developed by ondaeuv