Vall d'Hebron Institut de Recerca | Vall d'Hebron

Annual Report 2019

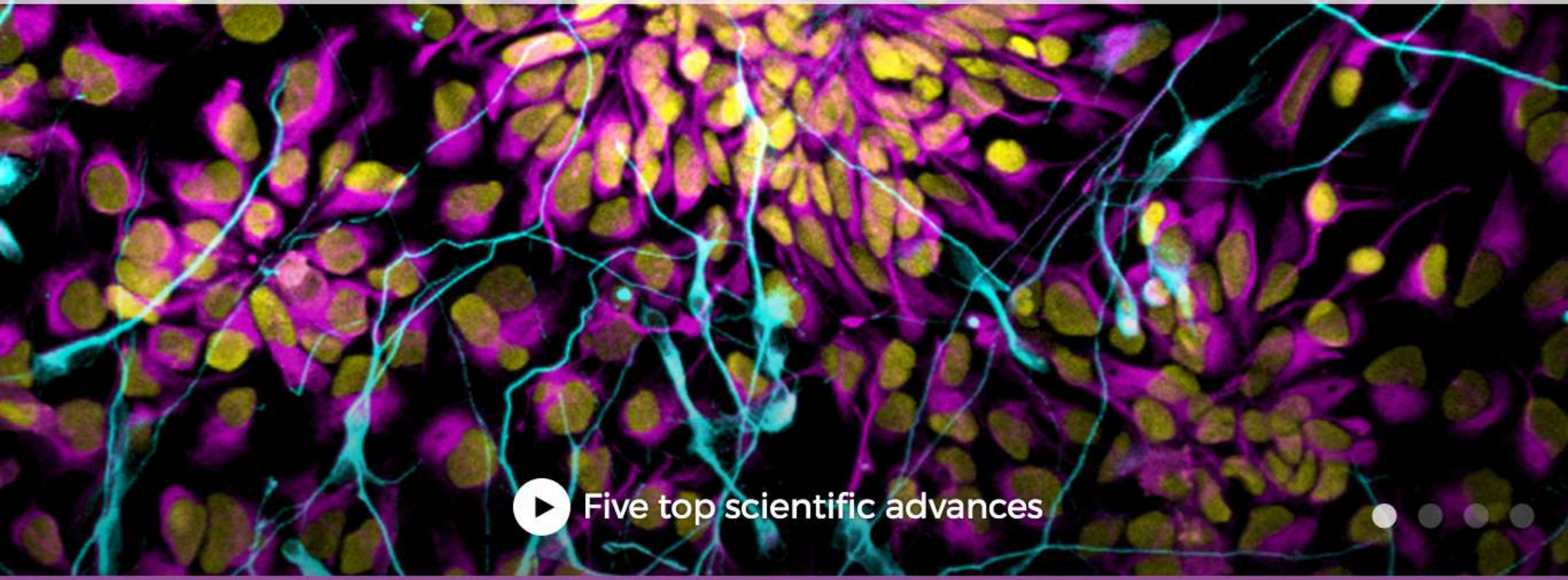

Five top scientific advances

Editorial from our Director

More than ever, research!

The results that you can review in this 2019 annual report prove that Vall d'Hebron Institute of Research (VHIR) had an extraordinary year and reaffirms its position as one of the leading biomedicine centers linked to a hospital in the South of Europe. This feat has been possible thanks to the hard work of our researchers with the help of our support teams. This report summarizes, for instance, our five top scientific advances of 2019. Advances in human immunodeficiency virus (HIV), Parkinson, neuroblastoma, multiple sclerosis or Fanconi anemia are a very good portrait of the variety of acknowledged publications made by our groups and researchers.

This is the 2019 report but, as you know, I'm writing this during 2020. Usually, this editorial doesn't refer to the present facts, but let me do an exceptional remark in this opportunity due to the COVID pandemia that has changed all our lives and activity and will influence our present and future. The COVID has proved that research has been and should be forever a crucial part of the solution to these and possible future pandemia and that the cooperation among research institutions is mandatory. Governments around the world must learned this lesson, and those who haven't done it should change their perspective about the importance of research in the functioning of a country according to its economical, industrial and knowledge results. We will detail it in the 2020 annual report next year, but our researchers, clinical and basic, are full devoted to look for any possible project, clinical trial or treatments in the fight to stop COVID and face the future with a better perspective.

Coming back to the past and present, that always marks the future, we are very proud of our achievements in terms of scientific production, European projects and technology transfer. As one of the highlights of this report explains, we have confirmed our important role in the development of the European research strategy, being part of continental consortiums that will lead the future and also coordinating key projects. Our institution, 25 years after its creation, has become part of the reference European sites that will work to find better solutions in difficult times.

Vall d'Hebron, now more than ever, has to co-lead the fight to advance in the research, together with the partners of our nearest environment, as we do in the IRISCAT project for Catalan health research centers related to hospitals, but also in the cuttind edge of the European and world forum. Our partners are the rest of the research centers and hospitals here and around the world, of course our local, national and European authorities that need us and should help us too, but also the farmaceutical industry, which during the last years have seen in the research of Vall d'Hebron the ideal home to progress in their clinical trials.

There is still, at least, one more important kind of agent that is and must be between our principal partners. The innovation agents, institutions and enterprises that share our way to the excellence and solutions through their innovative and technology in order to improve our patient's lives. We are also becoming a reference for them, not only national but international partners that invest in our research and in the future. Vall d'Hebron in general, and in particular some of our researchers, have received last year the technological and financial support thanks to very profitable alliances with the innovation agents.

All these partners in several fields believe in us and in our future, a future that will have, as you know, a new home. Fortunately, we had good news in the last year regarding the construction of our new building. The Catalan authorities supported our project and will help us with a loan that proves that we are a center in which they can trust. The next steps will be the beginning of the works that, if COVID can be under control soon, will be a reality during 2020 and the first part of 2021.

We have the people, our researchers and the support staff, we have the partners, we will have the house, so we have the future in our hands, even with COVID, to transform our society with the unstoppable and most than ever necessary force of the research.

Dr. Joan Comella

VHIR's Director

We are very proud of our achievements in terms of scientific production, European projects and technology transfer

© FIR-HUVH Fundació Institut de Recerca Hospital Universitari Vall d'Hebron 2019 | Developed by: ondeuev

Organization Chart

GOVERNING BODIES

ADMINISTRATIVE STRUCTURE

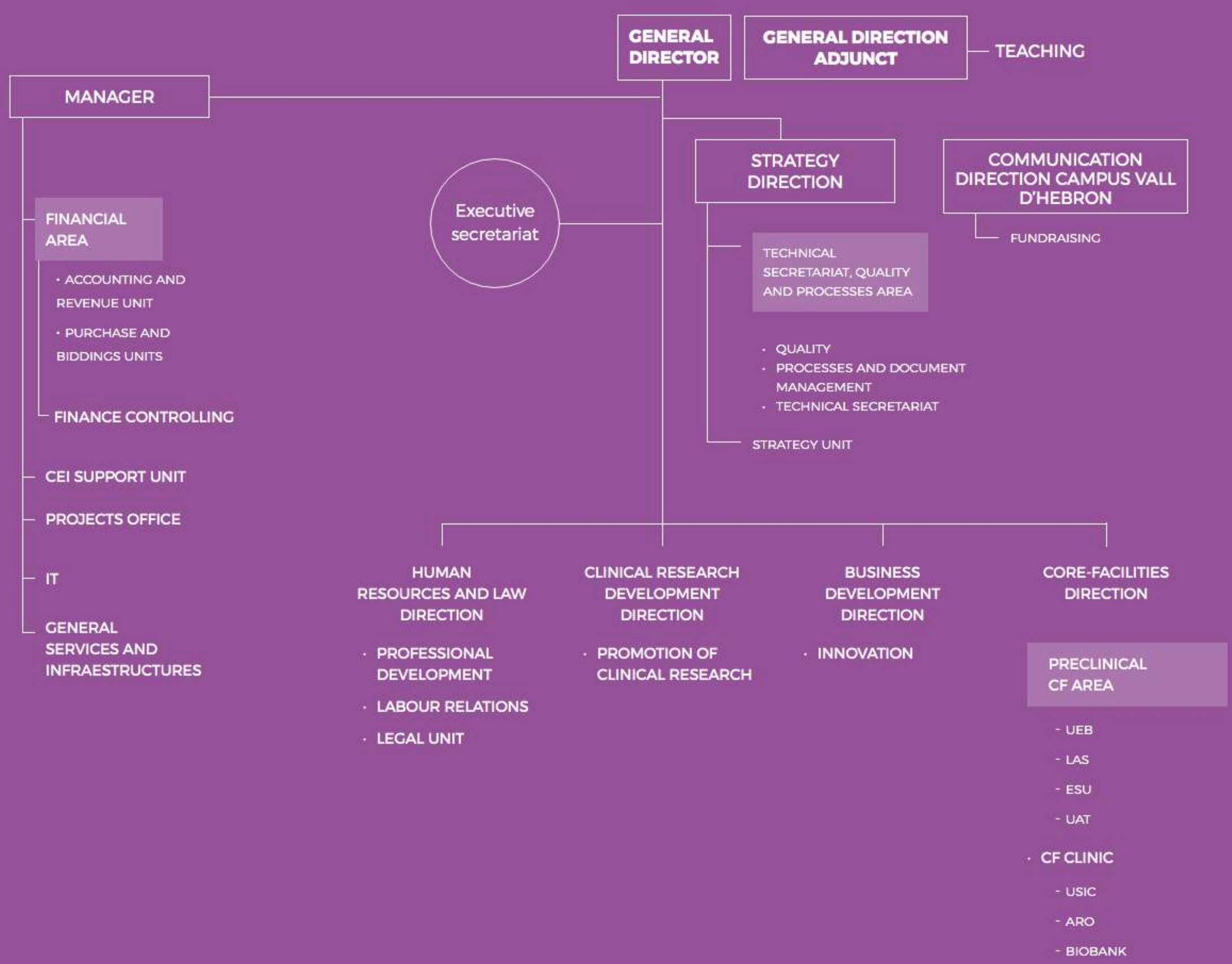

MANAGEMENT AREA

BUSINESS DEVELOPMENT AREA

© FIR-HUVH Fundació Institut de Recerca Hospital Universitari Vall d'Hebron 2019 | Developed by: ondeuev

Oncology

Overview

The Oncology Research Area has been composed by nine groups addressing main unsolved issues in cancer. The research during this period covered the fields of child and adolescent cancer, melanoma, gynecology, urology, cancer stem cells and the molecular mechanisms of the tumor pathologies. There were also three groups from the CIBBIM-Nanomedicine. These groups studied the use of nanotechnology in biomedical applications to improve therapeutic strategies and diagnostics. During the last years the Area has been very active at shared activities such as the virtual AACR yearly meeting, the internal and external ONCO-VHIR seminars and the organization of other periodic topic-based workshops and leisure and team-building activities. This year the Area also organized a World Cancer Day event to get closer to the society. During the mentioned period most groups of the Area have participated in the In-Campus multidisciplinary Task Force Groups for different tumors (gastric, prostate, melanoma, ginecology etc. with the specialized pathologist also involved) that have been fueled by VHIR-VHIO-Hospital. It is also noteworthy the shared scientific production in terms of publications between different groups of the Area and the stable collaborations between groups that have consolidated during these period.

Publications

141	748	5.30
TOTAL	IMPACT FACTOR	AVERAGE IMPACT FACTOR

SELECT RESEARCH GROUP

Research Areas

< Oncology

Vascular Biology and Metabolism (VAM)

Neurosciences

Infectious Diseases

Digestive and Liver Diseases / Nursing

Immunomediated Diseases and Innovative Therapies

Research in Surgery

Obstetrics, Pediatrics and Genetics

© FIR-HUVH Fundació Institut de Recerca Hospital Universitari Vall d'Hebron 2019 | Developed by: ondeuev

Oncology

Overview

The Oncology Research Area has been composed by nine groups addressing main unsolved issues in cancer. The research during this period covered the fields of child and adolescent cancer, melanoma, gynecology, urology, cancer stem cells and the molecular mechanisms of the tumor pathologies. There were also three groups from the CIBBIM-Nanomedicine. These groups studied the use of nanotechnology in biomedical applications to improve therapeutic strategies and diagnostics. During the last years the Area has been very active at shared activities such as the virtual AACR yearly meeting, the internal and external ONCO-VHIR seminars and the organization of other periodic topic-based workshops and leisure and team-building activities. This year the Area also organized a World Cancer Day event to get closer to the society. During the mentioned period most groups of the Area have participated in the In-Campus multidisciplinary Task Force Groups for different tumors (gastric, prostate, melanoma, ginecology etc. with the specialized pathologist also involved) that have been fueled by VHIR-VHIO-Hospital. It is also noteworthy the shared scientific production in terms of publications between different groups of the Area and the stable collaborations between groups that have consolidated during these period.

Publications

141 TOTAL | **748** IMPACT FACTOR | **5.30** AVERAGE IMPACT FACTOR

Translational Molecular Pathology

Group Leader: Santiago Ramon y Cajal Agüeras

team | zoom | download

Overview | Publications | Main research projects | Patents

43 TOTAL | **250** IMPACT FACTOR | **5.81** AVERAGE IMPACT FACTOR

SELECTED ARTICLES

Martín-Pardillos A, Valls Chiva Á, Bande Vargas G, Hurtado Blanco P, Piñeiro Cid R, Guijarro PJ, Hümmer S, Bejar Serrano E, Rodriguez-Casanova A, Diaz-Lagares Á, Castellvi J, Miravet-Verde S, Serrano L, Lluch-Senar M, Sebastian V, Bribian A, López-Mascaraque L, López-López R, Ramón Y Cajal S.
The role of clonal communication and heterogeneity in breast cancer.
BMC Cancer. 2019 Jul 5;19(1):666.
DOI: 10.1186/s12885-019-5883-y.
IF: 2.93

Aasen T, Sansano I, Montero MÁ, Romagosa C, Temprana-Salvador J, Martínez-Marti A, Moliné T, Hernández-Losa J, Ramón y Cajal S.
Insight into the Role and Regulation of Gap Junction Genes in Lung Cancer and Identification of Nuclear Cx43 as a Putative Biomarker of Poor Prognosis.
Cancers (Basel). 2019 Mar 6;11(3). pii: E320.
DOI: 10.3390/cancers11030320.
IF: 6.16

Ramón Y Cajal S, Segura MF, Hümmer S.
Interplay Between ncRNAs and Cellular Communication: A Proposal for Understanding Cell-Specific Signaling Pathways.
Front Genet. 2019 Apr 2;10:281.
DOI: 10.3389/fgene.2019.00281.
IF: 3.52

Ramón Y Cajal S, Hümmer S, Peg V, Guiu XM, De Torres I, Castellvi J, Martinez-Saez E, Hernandez-Losa J.
Integrating clinical, molecular, proteomic and histopathological data within the tissue context: tissunomics.
Histopathology. 2019 Jul;75(1):4-19.
DOI: 10.1111/his.13828.
IF: 3.29

Guo M, Härtlova A, Gierliński M, Prescott A, Castellvi J, Losa JH, Petersen SK, Wenzel UA, Dill BD, Emmerich CH, Ramon Y Cajal S, Russell DG, Trost M.
Triggering MSR1 promotes JNK-mediated inflammation in IL-4-activated macrophages.
EMBO J. 2019 Jun 3;38(11). pii: e100299
doi: 10.15252/embj.2018100299
IF: 11.23

VIEW ALL PUBLICATIONS >

© FIR-HUVH Fundació Institut de Recerca Hospital Universitari Vall d'Hebron 2019 | Developed by: ondeuev

Oncology

Overview

The Oncology Research Area has been composed by nine groups addressing main unsolved issues in cancer. The research during this period covered the fields of child and adolescent cancer, melanoma, gynecology, urology, cancer stem cells and the molecular mechanisms of the tumor pathologies. There were also three groups from the CIBBIM-Nanomedicine. These groups studied the use of nanotechnology in biomedical applications to improve therapeutic strategies and diagnostics. During the last years the Area has been very active at shared activities such as the virtual AACR yearly meeting, the internal and external ONCO-VHIR seminars and the organization of other periodic topic-based workshops and leisure and team-building activities. This year the Area also organized a World Cancer Day event to get closer to the society. During the mentioned period most groups of the Area have participated in the In-Campus multidisciplinary Task Force Groups for different tumors (gastric, prostate, melanoma, ginecology etc. with the specialized pathologist also involved) that have been fueled by VHIR-VHIO-Hospital. It is also noteworthy the shared scientific production in terms of publications between different groups of the Area and the stable collaborations between groups that have consolidated during these period.

Publications

141 TOTAL

748 IMPACT FACTOR

5.30 AVERAGE IMPACT FACTOR

CIBBIM – Nanomedicine. Drug delivery and targeting

Group Leader: Simó Schwartz Navarro

team zoom download

Overview | Publications | Main research projects | Patents

8 TOTAL

44 IMPACT FACTOR

5.49 AVERAGE IMPACT FACTOR

SELECTED ARTICLES

Pesarrodona M, Jauset T, Diaz-Riascos ZV, Sanchez-Chardi A, Beaulieu ME, Seras-Franzoso J, Sanchez-Garcia L, Balta-Foix R, Mancilla S, Fernandez Y, Rinas U, **Schwartz S Jr**, Soucek L, Villaverde A, Abasolo I, Vazquez E
Targeting Antitumoral Proteins to Breast Cancer by Local Administration of Functional Inclusion Bodies.
Advanced Science (Weinh). 2019 Jul 24;6(18):1900849.
DOI: 10.1002/advs.201900849
IF: 15,804

Gener P, Rafael D, Seras-Franzoso J, Perez A, Pindado LA, Casas G, Arango D, Fernandez Y, Diaz-Riascos ZV, Abasolo I, Schwartz S Jr
Pivotal Role of AKT2 during Dynamic Phenotypic Change of Breast Cancer Stem Cells.
Cancers (Basel). 2019 Jul 26;11(8). pii: cancers11081058.
DOI: 10.3390/cancers11081058
IF: 5,326

Rafael D, Andrade F, Martinez-Trucharte F, Basas J, Seras-Franzoso J, Palau M, Gomis X, Pérez-Burgos M, Blanco A, López-Fernández A, Vélez R, Abasolo I, Aguirre M, Gavaldà J, Schwartz S Jr.
Sterilization Procedure for Temperature-Sensitive Hydrogels Loaded with Silver Nanoparticles for Clinical Applications
Nanomaterials (Basel). 2019 Mar 6;9(3)
DOI: 10.3390/nano9030380
IF: 4,034

Paules C, Dantas AP, Miranda J, Crovetto F, Eixarch E, Rodriguez-Sureda V, Dominguez C, Casu G, Rovira C, Nadal A, Crispi F, Gratacos E.
Premature placental aging in term small-for-gestational-age and fetal-growth-restricted fetuses.
Ultrasound Obstet Gynecol. 2019 May;53(5):615-622.
doi: 10.1002/uog.20103.
IF: 5,595

Ballester-Lopez A, Koehorst E, Almendrote M, Martinez-Pineiro A, Lucente G, Linares-Pardo I, Nunez-Manchon J, Guanyabens N, Cano A, Lucia A, Overend G, Cumming SA, Monckton DG, Casadevall T, Isern I, Sanchez-Ojanguren J, Planas A, Rodriguez-Palmero A, Monlleo-Neila L, Pintos-Morell G, Ramos-Fransi A, Coll-Canti J, Nogales-Gadea G
A DM1 family with interruptions associated with atypical symptoms and late onset but not with a milder phenotype.
Hum Mutat. 2019 Oct 14.
doi: 10.1002/humu.23932.
IF: 4,453

VIEW ALL PUBLICATIONS >

© FIR-HUVH Fundació Institut de Recerca Hospital Universitari Vall d'Hebron 2019 | Developed by: ondeuev

Oncology

Overview

The Oncology Research Area has been composed by nine groups addressing main unsolved issues in cancer. The research during this period covered the fields of child and adolescent cancer, melanoma, gynecology, urology, cancer stem cells and the molecular mechanisms of the tumor pathologies. There were also three groups from the CIBBIM-Nanomedicine. These groups studied the use of nanotechnology in biomedical applications to improve therapeutic strategies and diagnostics. During the last years the Area has been very active at shared activities such as the virtual AACR yearly meeting, the internal and external ONCO-VHIR seminars and the organization of other periodic topic-based workshops and leisure and team-building activities. This year the Area also organized a World Cancer Day event to get closer to the society. During the mentioned period most groups of the Area have participated in the In-Campus multidisciplinary Task Force Groups for different tumors (gastric, prostate, melanoma, ginecology etc. with the specialized pathologist also involved) that have been fueled by VHIR-VHIO-Hospital. It is also noteworthy the shared scientific production in terms of publications between different groups of the Area and the stable collaborations between groups that have consolidated during these period.

Publications

141 TOTAL

748 IMPACT FACTOR

5.30 AVERAGE IMPACT FACTOR

Translational Research in Child and Adolescent Cancer

Group Leaders: Soledad Gallego and Josep Sánchez de Toledo

team zoom download

Overview | Publications | Main research projects | Patents

27 TOTAL

200 IMPACT FACTOR

7.39 AVERAGE IMPACT FACTOR

SELECTED ARTICLES

Bisogno G, De Salvo GL, Bergeron C, Gallego Melcon S, Merks JH, Kelsey A, Martelli H, Minard-Colin V,Orbach D, Glosli H, Chisholm J, Casanova M, Zanetti I, Devalck C, Ben-Arush M, Mudry P, Ferman S, Jenney M, Ferrari A, European paediatric Soft tissue sarcoma Study Group
Vinorelbine and continuous low-dose cyclophosphamide as maintenance chemotherapy in patients with high-risk rhabdomyosarcoma (RMS 2005): a multicentre, open-label, randomised, phase 3 trial.
Lancet Oncol. 2019 Nov;20(11):1566-1575.
DOI: 10.1016/S1470-2045(19)30617-5. Epub 2019 Sep 24.
IF : 35,39

Rio P, Navarro S, Wang W, Sanchez-Dominguez R, Pujol RM, Segovia JC, Bogliolo M, Merino E, Wu N, Salgado R, Lamana ML, Yañez RM, Casado JA, Giménez Y, Román-Rodríguez FJ, Álvarez L, Alberquilla O, Raimbault A, Guenechea G, Lozano ML, Cerrato L, Hernando M, Gálvez E, Hladun R, Giralt I, Barquinero J, Galy A, García de Andoín N, López R, Catalá A, Scwartz JD, Surrallés J, Soulier J, Schmidt M, Diaz de Heredia C, Sevilla J, Bueren JA.
Successful engraftment of gene-corrected hematopoietic stem cells in non-conditioned patients with Fanconi anemia.
Nat Med. 2019 Sep;25(9):1396-1401.
DOI: 10.1038/s41591-019-0550-z. Epub 2019 Sep 9.
IF : 30,6

Qadeer ZA, Valle-Garcia D, Hasson D, Sun Z, Cook A, Nguyen C, Soriano A, Ma A, Griffiths LM, Zeineldin M, Filipescu D, Jubierre L, Chowdhury A, Deevy O, Chen X, Finkelstein DB, Bahrami A, Stewart E, Federico S, Gallego S, Dekio F, Fowkes M, Meni D, Maris JM, Weiss WA, Roberts SS, Cheung NV, Jin J, Segura MF, Dyer MA, Bernstein E.
ATRX In-Frame Fusion Neuroblastoma Is Sensitive to EZH2 Inhibition via Modulation of Neuronal Gene Signatures.
Cancer Cell. 2019 Nov 11;36(5):512-527.e
DOI : 10.1016/j.ccell.2019.09.002
IF : 23.916.

Soriano A, Masanas M, Boloix A, Masiá N, París-Coderch L, Piskareva O, Jiménez C, Henrich KO, Roma J, Westermann F, Stallings RL, Sábado C, de Toledo JS, Santamaria A, Gallego S, Segura MF.
Functional high-throughput screening reveals miR-323a-5p and miR-342-5p as new tumor-suppressive microRNA for neuroblastoma.
Cell Mol Life Sci. 2019 Jun;76(11):2231-2243.
DOI : 10.1007/s00018-019-03041-4
IF : 7,014

Anvar Z, Acurzio B, Roma J, Cerrato F, Verde G.
Origins of DNA methylation defects in Wilms tumors.
Cancer Lett. 2019 Aug 10;457:119-128.
DOI: 10.1016/j.canlet.2019.05.013.
IF : 6,491

VIEW ALL PUBLICATIONS >

© FIR-HUVH Fundació Institut de Recerca Hospital Universitari Vall d'Hebron 2019 | Developed by: ondeuev

Oncology

Overview

The Oncology Research Area has been composed by nine groups addressing main unsolved issues in cancer. The research during this period covered the fields of child and adolescent cancer, melanoma, gynecology, urology, cancer stem cells and the molecular mechanisms of the tumor pathologies. There were also three groups from the CIBBIM-Nanomedicine. These groups studied the use of nanotechnology in biomedical applications to improve therapeutic strategies and diagnostics. During the last years the Area has been very active at shared activities such as the virtual AACR yearly meeting, the internal and external ONCO-VHIR seminars and the organization of other periodic topic-based workshops and leisure and team-building activities. This year the Area also organized a World Cancer Day event to get closer to the society. During the mentioned period most groups of the Area have participated in the In-Campus multidisciplinary Task Force Groups for different tumors (gastric, prostate, melanoma, ginecology etc. with the specialized pathologist also involved) that have been fueled by VHIR-VHIO-Hospital. It is also noteworthy the shared scientific production in terms of publications between different groups of the Area and the stable collaborations between groups that have consolidated during these period.

Publications

141 TOTAL | **748** IMPACT FACTOR | **5.30** AVERAGE IMPACT FACTOR

Biomedical Research in Urology

Group Leader: Juan Morote, Anna Santamaría

team zoom download

Overview | Publications | Main research projects

20 TOTAL | **53** IMPACT FACTOR | **2.63** AVERAGE IMPACT FACTOR

SELECTED ARTICLES

Maggio V, Cánovas V, Félix AJ, Gómez V, de Torres I, Semidey ME, Morote J, Noé V, Ciudad CJ, Paciucci R.
A novel DNA-binding motif in prostate tumor overexpressed-1 (PTOV1) required for the expression of ALDH1A1 and CCNG2 in cancer cells.
Cancer Letters. 2019 Jun;452:158-167.
DOI: 10.1016/j.canlet.2019.03.019.
IF: 6,508

Phin-Tan W, Polascik TJ.
Re: Association of Black Race with Prostate Cancer-specific and Other-cause Mortality Dess RT, Hartman HE, Mahal BA, et al JAMA Oncol 2019;5:975-83.
Eur Urol. 2020 Jan;77(1):129-130.
DOI: 10.1016/j.eururo.2019.08.036
IF: 17,298

Morote J, Comas I.
Replay by authors: Serum testosterone level is a useful biomarker for determining the optimal treatment for castration-resistant prostate cancer.
Urol Oncol. 2019 Sep;37(9):571.
DOI: 10.1016/j.urolonc.2019.05.016
IF: 2,590

Majem B, Parrilla A, Jiménez C, Suárez-Cabrera L, Barber M, Marín A, Castellví J, Tamayo G, Moreno-Bueno G, PonceJ, Matias-Guiu, Alameda F, Romero I, Sánchez JL, Pérez-Benavente A, MoranS, Esteller M, Reventós J, Rigau M, Gil-Moreno A, Segura MF, Santamaría A.
MicroRNA-654-5p suppresses ovarian cancer development impacting on MYC, WNT and AKT pathways.
Oncogene. 2019 Aug;38(32):6035-6050.
DOI: 10.1038/s41388-019-0860-0
IF: 6,634

Rapado-González Ó, Majem B, Álvarez-Castro A, Díaz-Peña R, Abalo A, Suárez-Cabrera L, Gil-Moreno A, Santamaría A, López-López R, Muinelo-Romay L, Suarez-Cunqueiro MM.
A Novel Saliva-Based miRNA Signature for Colorectal Cancer Diagnosis.
J Clin Med. 2019 Nov;8(12):2029.
DOI: 10.3390/jcm8122029
IF: 6,780

VIEW ALL PUBLICATIONS >

© FIR-HUVH Fundació Institut de Recerca Hospital Universitari Vall d'Hebron 2019 | Developed by: ondeuev

Oncology

Overview

The Oncology Research Area has been composed by nine groups addressing main unsolved issues in cancer. The research during this period covered the fields of child and adolescent cancer, melanoma, gynecology, urology, cancer stem cells and the molecular mechanisms of the tumor pathologies. There were also three groups from the CIBBIM-Nanomedicine. These groups studied the use of nanotechnology in biomedical applications to improve therapeutic strategies and diagnostics. During the last years the Area has been very active at shared activities such as the virtual AACR yearly meeting, the internal and external ONCO-VHIR seminars and the organization of other periodic topic-based workshops and leisure and team-building activities. This year the Area also organized a World Cancer Day event to get closer to the society. During the mentioned period most groups of the Area have participated in the In-Campus multidisciplinary Task Force Groups for different tumors (gastric, prostate, melanoma, ginecology etc. with the specialized pathologist also involved) that have been fueled by VHIR-VHIO-Hospital. It is also noteworthy the shared scientific production in terms of publications between different groups of the Area and the stable collaborations between groups that have consolidated during these period.

Publications

141 TOTAL

748 IMPACT FACTOR

5.30 AVERAGE IMPACT FACTOR

Biomedical Research in Gynecology

Group Leader: Antonio Gil Moreno

team zoom download

30 TOTAL

135 IMPACT FACTOR

4.51 AVERAGE IMPACT FACTOR

SELECTED ARTICLES

Roman-Canal B, Moiola CP, Gatius S, Bonnin S, Ruiz-Miró M, González E, Ojanguren A, Recuero JL, Gil-Moreno A, Falcón-Pérez JM, Ponomarenko J, Porcel JM, Matias-Guiu X, Colas E.
EV-associated miRNAs from pleural lavage as potential diagnostic biomarkers in lung cancer.
Sci Rep. 2019 Oct 21;9(1):15057.
DOI: 10.1038/s41598-019-51578-y
IF: 4.011

Majem B, Parrilla A, Jiménez C, Suárez-Cabrera L, Barber M, Marín A, Castellví J, Tamayo G, Moreno-Bueno G, Ponce J, Matias-Guiu X, Alameda F, Romero I, Sánchez JL, Pérez-Benavente A, Moran S, Esteller M, Reventós J, Rigau M, Gil-Moreno A, Segura MF, Santamaría A
MicroRNA-654-5p suppresses ovarian cancer development impacting on MYC, WNT and AKT pathways
Oncogene. 2019 Aug;38(32):6035-6050.
DOI: 10.1038/s41388-019-0860-0
IF: 6,634

Roman-Canal B, Moiola CP, Gatius S, Bonnin S, Ruiz-Miró M, González E, González-Tallada X, Llordella I, Hernández I, Porcel JM, Gil-Moreno A, Falcón-Pérez JM, Ponomarenko J, Matias-Guiu X, Colas E
EV-Associated miRNAs from Peritoneal Lavage are a Source of Biomarkers in Endometrial Cancer
Cancers (Basel). 2019 Jun 18;11(6). pii: E839.
DOI: 10.3390/cancers11060839
IF: 6,162

Isidre Felip; Cristian Pablo Moiola; Cristina Megino-Luque; Carlos Lopez-Gil; Silvia Cabrera; Sonia Solé-Sánchez; Pau Muñoz-Guardiola; Elisabet Megias-Roda; Héctor Pérez-Montoyo; José Alfon; Marc Yeste-Velasco; María Santacana; Xavier Dolcet; Armando Reques; Ana Oaknin; Victor Rodríguez-Freixinos; José Miguel Lizcano; Carles Domènech; Antonio Gil-Moreno; Xavier Matias-Guiu; Eva Colas and Nuria Eritja
Therapeutic potential of the new TRIB3-mediated cell autophagy anticancer drug ABTL0812 in endometrial cancer
Gynecol Oncol. 2019 May;153(2):425-435
DOI: 10.1016/j.ygyno.2019.03.002
IF: 4,393

Gil-Moreno A, Magrina, JF
Minimally Invasive or Abdominal Radical Hysterectomy for Cervical Cancer.
N Engl J Med. 2019 Feb 21;380(8):794.
DOI: 10.1056/NEJMc1816590
IF: 70,670

VIEW ALL PUBLICATIONS >

Vall d'Hebron | Vall d'Hebron Hospital | Generalitat de Catalunya Departament de Salut | Institut Català de la Salut | UAB Universitat Autònoma de Barcelona | Generalitat de Catalunya Departament d'Economia i Coneixement | Institució CERCA Centres de Recerca de Catalunya

© FIR-HUVH Fundació Institut de Recerca Hospital Universitari Vall d'Hebron 2019 | Developed by: ondeuev

Oncology

Overview

The Oncology Research Area has been composed by nine groups addressing main unsolved issues in cancer. The research during this period covered the fields of child and adolescent cancer, melanoma, gynecology, urology, cancer stem cells and the molecular mechanisms of the tumor pathologies. There were also three groups from the CIBBIM-Nanomedicine. These groups studied the use of nanotechnology in biomedical applications to improve therapeutic strategies and diagnostics. During the last years the Area has been very active at shared activities such as the virtual AACR yearly meeting, the internal and external ONCO-VHIR seminars and the organization of other periodic topic-based workshops and leisure and team-building activities. This year the Area also organized a World Cancer Day event to get closer to the society. During the mentioned period most groups of the Area have participated in the In-Campus multidisciplinary Task Force Groups for different tumors (gastric, prostate, melanoma, ginecology etc. with the specialized pathologist also involved) that have been fueled by VHIR-VHIO-Hospital. It is also noteworthy the shared scientific production in terms of publications between different groups of the Area and the stable collaborations between groups that have consolidated during these period.

Publications

141 TOTAL

748 IMPACT FACTOR

5.30 AVERAGE IMPACT FACTOR

Biomedical Research in Melanoma

Group Leader: Juan Angel Recio Conde

team zoom download

Overview | Publications | Main research projects

5 TOTAL

19 IMPACT FACTOR

3.87 AVERAGE IMPACT FACTOR

SELECTED ARTICLES

Rudilla F, Franco-Jarava C, Martínez-Gallo M, Garcia-Prat M, Martín-Nalda A, Rivière J, Aguiló-Cucurull A, Mongay L, Vidal F, Solanich X, Irastorza I, Santos-Pérez JL, Tercedor Sánchez J, Cuscó I, Serra C, Baz-Redón N, Fernández-Cancio M, Carreras C, Vagace JM, Garcia-Patos V, Pujol-Borrell R, Soler-Palacín P, Colobran R.
Expanding the Clinical and Genetic Spectra of Primary Immunodeficiency-Related Disorders With Clinical Exome Sequencing: Expected and Unexpected Findings
Front Immunol 2019 Oct 1;10:2325. eCollection 2019.
doi: 10.3389/fimmu.2019.02325.
IF: 6.429

Ferrándiz-Pulido C, Martin-Gomez MT, Repiso T, Juárez-Dobjanschi C, Ferrer B, López-Lerma I, Aparicio G, González-Cruz C, Moreso F, Roman A, García-Patos V.
Cutaneous infections by dematiaceous opportunistic fungi: Diagnosis and management in 11 solid organ transplant recipients
Mycoses 2019 Feb;62(2):121-127. Epub 2018 Oct 17.
doi: 10.1111/myc.12853.
IF: 3.09

Hamid O, Molinero L, Bolen CR, Sosman JA, Muñoz-Couselo E, Kluger HM, McDermott DF, Powderly JD, Sarkar I, Ballinger M, Fassò M, O'Hear C, Chen DS, Hegde PS, Hodi FS.
Safety, Clinical Activity, and Biological Correlates of Response in Patients with Metastatic Melanoma: Results from a Phase I Trial of Atezolizumab
Clin Cancer Res 2019 Oct 15;25(20):6061-6072.
doi: 10.1038/nature16187.
IF: 10.1

Serrano C, Cortés J, De Mattos-Arruda L, Bellet M, Gómez P, Saura C, Pérez J, Vidal M, Muñoz-Couselo E, Carreras MJ, Sánchez-Ollé G, Tabernero J, Baselga J, Di Cosimo S.
Trastuzumab-related cardiotoxicity in the elderly: a role for cardiovascular risk factors
Ann Oncol 2019 Jul 1;30(7):1178.
doi: 10.1093/annonc/mdy534.
IF: 14.196

VIEW ALL PUBLICATIONS >

© FIR-HUVH Fundació Institut de Recerca Hospital Universitari Vall d'Hebron 2019 | Developed by: ondeuev

Oncology

Overview

The Oncology Research Area has been composed by nine groups addressing main unsolved issues in cancer. The research during this period covered the fields of child and adolescent cancer, melanoma, gynecology, urology, cancer stem cells and the molecular mechanisms of the tumor pathologies. There were also three groups from the CIBBIM-Nanomedicine. These groups studied the use of nanotechnology in biomedical applications to improve therapeutic strategies and diagnostics. During the last years the Area has been very active at shared activities such as the virtual AACR yearly meeting, the internal and external ONCO-VHIR seminars and the organization of other periodic topic-based workshops and leisure and team-building activities. This year the Area also organized a World Cancer Day event to get closer to the society. During the mentioned period most groups of the Area have participated in the In-Campus multidisciplinary Task Force Groups for different tumors (gastric, prostate, melanoma, ginecology etc. with the specialized pathologist also involved) that have been fueled by VHIR-VHIO-Hospital. It is also noteworthy the shared scientific production in terms of publications between different groups of the Area and the stable collaborations between groups that have consolidated during these period.

Publications

141 TOTAL | **748** IMPACT FACTOR | **5.30** AVERAGE IMPACT FACTOR

Biomedical Research in Cancer Stem Cells

Group Leader: Matilde Esther LLeonart Pajarín

team zoom download

Overview | Publications | Main research projects

4 TOTAL | **16** IMPACT FACTOR | **4.01** AVERAGE IMPACT FACTOR

SELECTED ARTICLES

Garcia-Mayea Y, Mir C, Masson F, Paciucci R, **LLeonart ME.**
Insights into new mechanisms and models of cancer stem cell multidrug resistance.
Semin Cancer Biol. 2019 Jul 29. pii: S1044-579X(19)30164-6.
doi: 10.1016/j.semcancer.2019.07.022.
IF: 11.09 (D1)

Garcia-Mayea Y, Mir C, Muñoz L, Benavente S, Castellvi J, Temprana J, Maggio V, Lorente J, Paciucci R, **LLeonart ME.**
Autophagy inhibition as a promising therapeutic target for laryngeal cancer. Carcinogenesis. 2019 May 3. pii: bgz080.
doi: 10.1093/carcin/bgz080.
IF: 5.33 (Q2)

Abad E, García-Mayea Y, Mir C, Sebastian D, Zorzano A, Potesil D, Zdrahal Z, Lyakhovich A, **LLeonart ME.**
Common Metabolic Pathways Implicated in Resistance to Chemotherapy Point to a Key Mitochondrial Role in Breast Cancer.
Mol Cell Proteomics. 2019 Feb;18(2):231-244.
doi: 10.1074/mcp.RA118.001102.
IF: 4.8 (D1)

VIEW ALL PUBLICATIONS >

© FIR-HUVH Fundació Institut de Recerca Hospital Universitari Vall d'Hebron 2019 | Developed by: ondeuev

Oncology

Overview

The Oncology Research Area has been composed by nine groups addressing main unsolved issues in cancer. The research during this period covered the fields of child and adolescent cancer, melanoma, gynecology, urology, cancer stem cells and the molecular mechanisms of the tumor pathologies. There were also three groups from the CIBBIM-Nanomedicine. These groups studied the use of nanotechnology in biomedical applications to improve therapeutic strategies and diagnostics. During the last years the Area has been very active at shared activities such as the virtual AACR yearly meeting, the internal and external ONCO-VHIR seminars and the organization of other periodic topic-based workshops and leisure and team-building activities. This year the Area also organized a World Cancer Day event to get closer to the society. During the mentioned period most groups of the Area have participated in the In-Campus multidisciplinary Task Force Groups for different tumors (gastric, prostate, melanoma, ginecology etc. with the specialized pathologist also involved) that have been fueled by VHIR-VHIO-Hospital. It is also noteworthy the shared scientific production in terms of publications between different groups of the Area and the stable collaborations between groups that have consolidated during these period.

Publications

141
TOTAL

748
IMPACT FACTOR

5.30
AVERAGE IMPACT FACTOR

CIBBIM-Nanomedicine. Biomedical Research in Digestive Tract Tumors

Group Leader: Diego Arango

team zoom download

Overview | Publications | Main research projects

7
TOTAL

51
IMPACT FACTOR

7.25
AVERAGE IMPACT FACTOR

SELECTED ARTICLES

Leng C, Overeem AW, Cartón-Garcia F, Li Q, Klappe K, Kuipers J, Cui Y, Zuhorn IS, Arango D, van IJzendoorn SCD.
Loss of MYO5B expression deregulates late endosome size which hinders mitotic spindle orientation.
PLoS Biol. 2019 Nov 4;17(11):e3000531.
IF: 7.076

Forteza R, Ahsan MK, Cartón-García F, Arango D, Ameen NA, Salas PJ.
Glucocorticoids and myosin5b loss of function induce heightened PKA signaling in addition to membrane traffic defects.
Mol Biol Cell. 2019 Dec 15;30(26):3076-3089.
IF: 3.791

Ruiz de Porras V, Bystrup S, Cabrero-de Las Heras S, Musulén E, Palomero L, Alonso MH, Nieto R, Arango D, Moreno V, Queralt C, Manzano JL, Layos L, Bugés C, Martinez-Balibrea E.
Tumor Expression of Cyclin-Dependent Kinase 5 (Cdk5) Is a Prognostic Biomarker and Predicts Outcome of Oxaliplatin-Treated Metastatic Colorectal Cancer Patients.
Cancers (Basel). 2019 Oct 11;11(10):1540.
IF: 6.126

Gener P, Rafael D, Seras-Franzoso J, Perez A, Pindado LA, Casas G, Arango D, Fernández Y, Díaz-Riascos ZV, Abasolo I, Schwartz S Jr.
Pivotal Role of AKT2 during Dynamic Phenotypic Change of Breast Cancer Stem Cells.
Cancers (Basel). 2019 Jul 26;11(8):1058.
IF: 6.126

Matos AI, Carreira B, Peres C, Moura LIF, Conniot J, Fourniols T, Scomparin A, Martínez-Barriocanal Á, Arango D, Conde JP, Préat V, Satchi-Fainaro R, Florindo HF.
Nanotechnology is an important strategy for combinational innovative chemo-immunotherapies against colorectal cancer.
J Control Release. 2019 Aug 10;307:108-138.
IF: 7.727

© FIR-HUVH Fundació Institut de Recerca Hospital Universitari Vall d'Hebron 2019 | Developed by: ondeuev

Oncology

Overview

The Oncology Research Area has been composed by nine groups addressing main unsolved issues in cancer. The research during this period covered the fields of child and adolescent cancer, melanoma, gynecology, urology, cancer stem cells and the molecular mechanisms of the tumor pathologies. There were also three groups from the CIBBIM-Nanomedicine. These groups studied the use of nanotechnology in biomedical applications to improve therapeutic strategies and diagnostics. During the last years the Area has been very active at shared activities such as the virtual AACR yearly meeting, the internal and external ONCO-VHIR seminars and the organization of other periodic topic-based workshops and leisure and team-building activities. This year the Area also organized a World Cancer Day event to get closer to the society. During the mentioned period most groups of the Area have participated in the In-Campus multidisciplinary Task Force Groups for different tumors (gastric, prostate, melanoma, ginecology etc. with the specialized pathologist also involved) that have been fueled by VHIR-VHIO-Hospital. It is also noteworthy the shared scientific production in terms of publications between different groups of the Area and the stable collaborations between groups that have consolidated during these period.

Publications

141	748	5.30
TOTAL	IMPACT FACTOR	AVERAGE IMPACT FACTOR

CIBBIM-Nanomedicine Diagnostic Nanotools (DINA)

Group Leader: Eva Baldrich Rubio

team zoom download

Overview | Publications | Main research projects | Patents

3	13	4.21
TOTAL	IMPACT FACTOR	AVERAGE IMPACT FACTOR

SELECTED ARTICLES

Y Montes-Cebrián, A Álvarez-Carulla, G Ruiz-Vega, J Colomer-Farrarons, M Puig-Vidal, E Baldrich, P Miribel-Català
Competitive USB-powered hand-held potentiostat for POC applications: an HRP detection case.
Sensors, 2019, 19, 5388
doi: https://doi.org/:10.3390/s19245388.
IF: 3.031

AM López-Marzo, E Baldrich
AuNPs/methylene blue dual-signal nanoimmunoconjugates and electrode activation for electrochemical biosensors.
J Electroanal Chem, 2019, 855, 113500
doi: https://doi.org/10.1016/j.jelechem.2019.113500
IF: 3.218

G Ruiz-Vega, T García-Berrocoso, J Montaner, E Baldrich
Paper microfluidics on screen-printed electrodes for simple electrochemical magneto-immunosensor performance.
Sens Act B, 2019, 298, 126897
doi: https://doi.org/10.1016/j.snb.2019.126897
IF: 6.393

VIEW ALL PUBLICATIONS >

© FIR-HUVH Fundació Institut de Recerca Hospital Universitari Vall d'Hebron 2019 | Developed by: ondeuev

Vascular Biology and Metabolism (VAM)

Overview

The VAM area was created to allow a comprehensive, cooperative and multidisciplinary approach in basic, clinical and epidemiology research. The ultimate goal is the innovation and transfer of solutions in a group of diseases that are closely interrelated and that constitute the leading cause of morbidity and mortality in the world: cardio-cerebrovascular disease, diabetes-metabolic syndrome and renal impairment. The VAM area includes preclinical and clinical research staff from our center, and collaborative work with groups of the highest international prestige. VAM area includes 8 groups: Cardiovascular Pathology, Diabetes and Metabolism, Nephrology, Ophthalmology (focused on retinal vascular disease), CIBBIM-Nanomedicine and Kidney Physiopathology, Medical Molecular Imaging, Neurovascular Diseases, and Research on Aging, Frailty and Transitions in Barcelona. All groups use an integrative tridimensional approach to generate knowledge on the mechanisms of diseases to generate new diagnostic and therapeutic tools.

Publications

248
TOTAL

1470
IMPACT FACTOR

5.93
AVERAGE IMPACT FACTOR

SELECT RESEARCH GROUP

© FIR-HUVH Fundació Institut de Recerca Hospital Universitari Vall d'Hebron 2019 | Developed by: ondeuev

Vascular Biology and Metabolism (VAM)

Overview

The VAM area was created to allow a comprehensive, cooperative and multidisciplinary approach in basic, clinical and epidemiology research. The ultimate goal is the innovation and transfer of solutions in a group of diseases that are closely interrelated and that constitute the leading cause of morbidity and mortality in the world: cardio-cerebrovascular disease, diabetes-metabolic syndrome and renal impairment. The VAM area includes preclinical and clinical research staff from our center, and collaborative work with groups of the highest international prestige. VAM area includes 8 groups: Cardiovascular Pathology, Diabetes and Metabolism, Nephrology, Ophthalmology (focused on retinal vascular disease), CIBBIM-Nanomedicine and Kidney Physiopathology, Medical Molecular Imaging, Neurovascular Diseases, and Research on Aging, Frailty and Transitions in Barcelona. All groups use an integrative tridimensional approach to generate knowledge on the mechanisms of diseases to generate new diagnostic and therapeutic tools.

Publications

248 TOTAL | **1470** IMPACT FACTOR | **5.93** AVERAGE IMPACT FACTOR

Research on Aging, Fraility and Transitions in Barcelona

Group Leader: Inzitari, Marco. PhD, MD

team zoom download

Overview | Publications | Main research projects

7 TOTAL | **22** IMPACT FACTOR | **3.12** AVERAGE IMPACT FACTOR

SELECTED ARTICLES

Pérez LM, Enfedaque-Montes MB, Cesari M, Soto-Bagaria L, Gual N, Burbano MP, Tarazona-Santabalbina FJ, Casas RM, Díaz F, Martín E, Gómez A, Orfila F, Inzitari M. A
Community Program of Integrated Care for Frail Older Adults: +AGIL Barcelona.
J Nutr Health Aging. 2019;23(8):710-716.
doi: 10.1007/s12603-019-1244-4.
IF: 2.66

Sansano-Nadal O, Giné-Garriga M, Brach JS, Wert DM, Jerez-Roig J, Guerra-Balic M, Oviedo G, Fortuño J, Gómara-Toldrà N, Soto-Bagaria L, Pérez LM, Inzitari M, Solà I, Martin-Borràs C, Roqué M.
Exercise-Based Interventions to Enhance Long-Term Sustainability of Physical Activity in Older Adults: A Systematic Review and Meta-Analysis of Randomized Clinical Trials.
Int J Environ Res Public Health. 2019 Jul 15;16(14). pii: E2527.
doi: 10.3390/ijerph16142527.
IF: 2.46

Inzitari M, Metti A, Rosano C, Udina C, Pérez LM, Carrizo G, Verghese J, Newman AB, Studenski S, Rosso AL.
Qualitative neurological gait abnormalities, cardiovascular risk factors and functional status in older community-dwellers without neurological diseases: The Healthy Brain Project.
Exp Gerontol. 2019 Sep;124:110652.
doi: 10.1016/j.exger.2019.110652.
IF: 3.08

Pérez LM, Hooshmand B, Mangialasche F, Mecocci P, Smith AD, Refsum H, Inzitari M, Fratiglioni L, Rizzuto D, Calderón-Larrañaga A.
Glutathione Serum Levels and Rate of Multimorbidity Development in Older Adults.
The Journals of Gerontology: Series A. 2019 Apr 25. pii: glz101.
doi: 10.1093/gerona/glz101.
IF: 4.711

Cancio JM, Vela E, Santaeugènia S, Clèries M, Inzitari M, Ruiz D.
Long-term Impact of Hip Fracture on the Use of Healthcare Resources: a Population-Based Study.
J Am Med Dir Assoc. 2019 Apr;20(4):456-461.
doi: 10.1016/j.jamda.2018.08.005. Epub 2018 Oct 1.
IF: 5.325

VIEW ALL PUBLICATIONS >

© FIR-HUVH Fundació Institut de Recerca Hospital Universitari Vall d'Hebron 2019 | Developed by: ondeuev

Vascular Biology and Metabolism (VAM)

Overview

The VAM area was created to allow a comprehensive, cooperative and multidisciplinary approach in basic, clinical and epidemiology research. The ultimate goal is the innovation and transfer of solutions in a group of diseases that are closely interrelated and that constitute the leading cause of morbidity and mortality in the world: cardio-cerebrovascular disease, diabetes-metabolic syndrome and renal impairment. The VAM area includes preclinical and clinical research staff from our center, and collaborative work with groups of the highest international prestige. VAM area includes 8 groups: Cardiovascular Pathology, Diabetes and Metabolism, Nephrology, Ophthalmology (focused on retinal vascular disease), CIBBIM-Nanomedicine and Kidney Physiopathology, Medical Molecular Imaging, Neurovascular Diseases, and Research on Aging, Frailty and Transitions in Barcelona. All groups use an integrative tridimensional approach to generate knowledge on the mechanisms of diseases to generate new diagnostic and therapeutic tools.

Publications

248 TOTAL

1470 IMPACT FACTOR

5.93 AVERAGE IMPACT FACTOR

Medical Molecular Imaging

Group Leaders: Castell Conesa, Joan and Herance Camacho, José Raul

team zoom download

Overview | Publications | Main research projects

18 TOTAL

87 IMPACT FACTOR

4.82 AVERAGE IMPACT FACTOR

SELECTED ARTICLES

Erba PA, Pizzi MN, Roque A, Salaun E, Lancellotti P, Tornos P, Habib G
Multimodality Imaging in Infective Endocarditis: An Imaging Team Within the Endocarditis Team.
Circulation. 2019 Nov 19;140(21):1753-1765
DOI: 10.1161/CIRCULATIONAHA.119.040228
IF: 23,054

Palomino-Schatzlein , Mayneris-Perxachs J, Caballano-Infantes E, Rodriguez MA, Palomo-Buitrago ME, Xiao X, Mares R, Ricart W, Simo R, Herance JR, Fernandez-Real JM
Combining metabolic profiling of plasma and faeces as a fingerprint of insulin resistance in obesity.
Clin Nutr. 2019 Oct 25. pii: S0261-5614(19)33109-7.
DOI: 10.1016/j.clnu.2019.10.022
IF: 6,402

Romero-Farina G, Aguade-Bruix S
Analysis of ventricular synchrony: A complex puzzle
J Nucl Cardiol. 2019 Oct;26(5):1659-1666
DOI: 10.1007/s12350-018-1252-5
IF: 4,112

Mestre-Torres J, Simo-Perdigo M, Martinez-Valle F, Navales I, Loureiro-Amigo J, Solans-Laque R
Risk of ischaemic events at giant cell arteritis diagnosis according to PET/CT findings.
Eur J Nucl Med Mol Imaging. 2019 Jul;46(8):1626-1632
DOI: 10.1007/s00259-019-04339-y
IF: 7,182

Romero-Farina G, Aguade-Bruix S
Equilibrium radionuclide angiography: Present and future.
J Nucl Cardiol. 2019 Sep 3. pii: 10.1007/s12350-019-01876-9.
DOI: 10.1007/s12350-019-01876-9.
IF: 4,112

VIEW ALL PUBLICATIONS >

© FIR-HUVH Fundació Institut de Recerca Hospital Universitari Vall d'Hebron 2019 | Developed by: ondeuev

Vascular Biology and Metabolism (VAM)

Overview

The VAM area was created to allow a comprehensive, cooperative and multidisciplinary approach in basic, clinical and epidemiology research. The ultimate goal is the innovation and transfer of solutions in a group of diseases that are closely interrelated and that constitute the leading cause of morbidity and mortality in the world: cardio-cerebrovascular disease, diabetes-metabolic syndrome and renal impairment. The VAM area includes preclinical and clinical research staff from our center, and collaborative work with groups of the highest international prestige. VAM area includes 8 groups: Cardiovascular Pathology, Diabetes and Metabolism, Nephrology, Ophthalmology (focused on retinal vascular disease), CIBBIM-Nanomedicine and Kidney Physiopathology, Medical Molecular Imaging, Neurovascular Diseases, and Research on Aging, Frailty and Transitions in Barcelona. All groups use an integrative tridimensional approach to generate knowledge on the mechanisms of diseases to generate new diagnostic and therapeutic tools.

Publications

248 TOTAL | **1470** IMPACT FACTOR | **5.93** AVERAGE IMPACT FACTOR

Cardiovascular Diseases

Group Leader: Ignacio Ferreira González

team zoom download

Overview | Publications | Main research projects | Patents

104 TOTAL | **803** IMPACT FACTOR | **7.72** AVERAGE IMPACT FACTOR

SELECTED ARTICLES

Valls-Lacalle L(*), Negre-Pujol C, Rodríguez C, Varona S, Valera-Cañellas A, Consegal M(*), Martínez-González J, Rodríguez-Sinovas A(*).
Opposite Effects of Moderate and Extreme Cx43 Deficiency in Conditional Cx43-Deficient Mice on Angiotensin II-Induced Cardiac Fibrosis.
Cells. 2019 Oct 22;8(10). pii: E1299.
Doi: 10.3390/cells8101299.
IF 5,656

Rodriguez-Palomares JF, Gavara J, Ferreira-González I, Valente F, Rios C, Rodríguez-García J, Bonanad C, García Del Blanco B, Miñana G, Mutuberria M, Nuñez J, Barrabés J, Evangelista A, Bodí V, García-Dorado D(*).
Prognostic Value of Initial Left Ventricular Remodeling in Patients With Reperfused STEMI.
JACC Cardiovasc Imaging. 2019 Jun 8. pii: S1936-878X(19)30322-5.
Doi: 10.1016/j.jcmg.2019.02.025.
IF 10,975

Hausenloy DJ, Bøtker HE, Ferdinandy P, Heusch G, Ng GA, Redington A, Garcia-Dorado D.
Cardiac innervation in acute myocardial ischaemia/reperfusion injury and cardioprotection.
Cardiovasc Res. 2019 Feb 23. pii: cvz053.
Doi: 10.1093/cvr/cvz053.
IF 7,014

Guala A, Teixidó-Tura G(*), Rodríguez-Palomares J, Ruiz-Muñoz A, Dux-Santoy L, Villalva N, Granato C, Galian L, Gutiérrez L, González-Alujas T, Sanchez V, Forteza A, García-Dorado D, Evangelista A.
Proximal aorta longitudinal strain predicts aortic root dilation rate and aortic events in Marfan syndrome.
Eur Heart J. 2019 Jul 1;40(25):2047-2055.
Doi: 10.1093/eurheartj/ehz191.
IF 23,239

Aluja D, Inserte J (*). Penela P, Ramos P, Ribas C, Iñiguez MÁ, Mayor F Jr, Garcia-Dorado D.
Calpains mediate isoproterenol-induced hypertrophy through modulation of GRK2.
Basic Res Cardiol. 2019 Mar 26;114(3):21.
Doi: 10.1007/s00395-019-0730-5.
IF 6,47

VIEW ALL PUBLICATIONS >

© FIR-HUVH Fundació Institut de Recerca Hospital Universitari Vall d'Hebron 2019 | Developed by: ondeuev

Vascular Biology and Metabolism (VAM)

Overview

The VAM area was created to allow a comprehensive, cooperative and multidisciplinary approach in basic, clinical and epidemiology research. The ultimate goal is the innovation and transfer of solutions in a group of diseases that are closely interrelated and that constitute the leading cause of morbidity and mortality in the world: cardio-cerebrovascular disease, diabetes-metabolic syndrome and renal impairment. The VAM area includes preclinical and clinical research staff from our center, and collaborative work with groups of the highest international prestige. VAM area includes 8 groups: Cardiovascular Pathology, Diabetes and Metabolism, Nephrology, Ophthalmology (focused on retinal vascular disease), CIBBIM-Nanomedicine and Kidney Physiopathology, Medical Molecular Imaging, Neurovascular Diseases, and Research on Aging, Frailty and Transitions in Barcelona. All groups use an integrative tridimensional approach to generate knowledge on the mechanisms of diseases to generate new diagnostic and therapeutic tools.

Publications

248 TOTAL | **1470** IMPACT FACTOR | **5.93** AVERAGE IMPACT FACTOR

Neurovascular Diseases

Group Leader: Anna Rosell Novel

team | zoom | download

Overview | Publications | Main research projects | Patents

32 TOTAL | **210** IMPACT FACTOR | **6.55** AVERAGE IMPACT FACTOR

SELECTED ARTICLES

Cognitive Impact of Cerebral Small Vessel Disease Changes in Patients With Hypertension.
Jiménez-Balado J, Riba-Llena I, Abril O, Garde E, Penalba A, Ostos E, Maisterra O, Montaner J, Noviembre M, Mundet X, Ventura O, Pizarro J, Delgado P.
DOI: 10.1161/HYPERTENSIONAHA.118.12090
IF: 7.02

PATJ Low Frequency Variants Are Associated with Worse Ischemic Stroke Functional Outcome: A Genome-Wide Meta-Analysis.
Mola-Caminal M, Carrera C, Soriano-Tárraga C, Giralt-Steinhauer E, Díaz-Navarro RM, Tur S, Jiménez C, Medina-Dols A, Cullell N, Torres-Aguila NP, Muiño E, Rodríguez-Campello A, Ois A, Cuadrado-Godia E, Vivanco-Hidalgo RM, Hernandez-Guillamon M, Solé M, Delgado P, et al.
DOI: 10.1161/CIRCRESAHA.118.313533
IF: 15.86

Association of Apolipoprotein E With Intracerebral Hemorrhage Risk by Race/Ethnicity: A Meta-analysis.
Marini S, Crawford K, Morotti A, Lee MJ, Pezzini A, Moomaw CJ, Flaherty ML, Montaner J, et al. (International Stroke Genetics Consortium).
DOI: 10.1001/jamaneurol.2018.4519
IF: 12.32

Peripheral administration of human recombinant ApoJ/clusterin modulates brain beta-amyloid levels in APP23 mice.
de Retana SF, Marazuela P, Solé M, Colell G, Bonaterra A, Sánchez-Quesada JL, Montaner J, Maspoch D, Cano-Sarabia M, Hernández-Guillamon M.
DOI: 10.1186/s13195-019-0498-8
IF: 6.14

Searching for Atrial Fibrillation Poststroke: A White Paper of the AF-SCREEN International Collaboration.
Schnabel RB, Haeusler KG, Healey JS, Freedman B, Boriani G, Brachmann J, Brandes A, Bustamante A et al.
DOI: 10.1161/CIRCULATIONAHA.119.040267
IF: 23.05

VIEW ALL PUBLICATIONS >

© FIR-HUVH Fundació Institut de Recerca Hospital Universitari Vall d'Hebron 2019 | Developed by: ondeuev

Vascular Biology and Metabolism (VAM)

Overview

The VAM area was created to allow a comprehensive, cooperative and multidisciplinary approach in basic, clinical and epidemiology research. The ultimate goal is the innovation and transfer of solutions in a group of diseases that are closely interrelated and that constitute the leading cause of morbidity and mortality in the world: cardio-cerebrovascular disease, diabetes-metabolic syndrome and renal impairment. The VAM area includes preclinical and clinical research staff from our center, and collaborative work with groups of the highest international prestige. VAM area includes 8 groups: Cardiovascular Pathology, Diabetes and Metabolism, Nephrology, Ophthalmology (focused on retinal vascular disease), CIBBIM-Nanomedicine and Kidney Physiopathology, Medical Molecular Imaging, Neurovascular Diseases, and Research on Aging, Frailty and Transitions in Barcelona. All groups use an integrative tridimensional approach to generate knowledge on the mechanisms of diseases to generate new diagnostic and therapeutic tools.

Publications

248 TOTAL

1470 IMPACT FACTOR

5.93 AVERAGE IMPACT FACTOR

CIBBIM – Nanomedicine. Kidney physiopathology

Group Leader: Anna Meseguer Navarro

team zoom download

31 TOTAL

123 IMPACT FACTOR

3.97 AVERAGE IMPACT FACTOR

SELECTED ARTICLES

Bobadilla AVP, Arévalo J, Sarró E, Byrne HM, Maini PK, Carraro T, Balocco S, Meseguer A, Alarcón T.
In vitro cell migration quantification method for scratch assays.
Journal of the Royal Society Interface. 2019 Feb 28;16(151):20180709.
doi: 10.1098/rsif.2018.0709.
IF: 3.224

Ramos D, Catita J, López-Luppo M, Valença A, Bonet A, Carretero A, Navarro M, Nacher V, Mendez-Ferrer S, Meseguer A, Casellas A, Mendes-Jorge L, Ruberte J.
Vascular interstitial cells in retinal arteriolar annuli are altered during hypertension.
Investigative Ophthalmology & Visual Science. 2019;60(2):473.
doi: 10.1167/iovs.18-25000
IF: 3.812

Roca N, Muñoz M, Cruz A, Vilalta R, Lara E, Ariceta G.
Long-term outcome in a case series of Denys-Drash syndrome.
Clin Kidney J. 2019 Mar 16;12(6):836-839.
doi: 10.1093/ckj/sfz022.
IF: 3.388

Ariceta G.
Optimal duration of treatment with eculizumab in atypical hemolytic uremic syndrome (aHUS)-a question to be addressed in a scientific way.
Pediatr Nephrol. 2019 May;34(5):943-949.
doi:10.1007/s00467-019-4192-7.
IF: 2.686

Ariceta G, Giordano V, Santos F.
Effects of long-term cysteamine treatment in patients with cystinosis.
Pediatr Nephrol. 2019 Apr;34(4):571-578.
doi: 10.1007/s00467-017-3856-4.
IF: 2.686

VIEW ALL PUBLICATIONS >

© FIR-HUVH Fundació Institut de Recerca Hospital Universitari Vall d'Hebron 2019 | Developed by: ondeuev

Vascular Biology and Metabolism (VAM)

Overview

The VAM area was created to allow a comprehensive, cooperative and multidisciplinary approach in basic, clinical and epidemiology research. The ultimate goal is the innovation and transfer of solutions in a group of diseases that are closely interrelated and that constitute the leading cause of morbidity and mortality in the world: cardio-cerebrovascular disease, diabetes-metabolic syndrome and renal impairment. The VAM area includes preclinical and clinical research staff from our center, and collaborative work with groups of the highest international prestige. VAM area includes 8 groups: Cardiovascular Pathology, Diabetes and Metabolism, Nephrology, Ophthalmology (focused on retinal vascular disease), CIBBIM-Nanomedicine and Kidney Physiopathology, Medical Molecular Imaging, Neurovascular Diseases, and Research on Aging, Frailty and Transitions in Barcelona. All groups use an integrative tridimensional approach to generate knowledge on the mechanisms of diseases to generate new diagnostic and therapeutic tools.

Publications

248 TOTAL

1470 IMPACT FACTOR

5.93 AVERAGE IMPACT FACTOR

Ophthalmology

Group Leader: Prof. José García-Arumí

team zoom download

Overview | Publications | Main research projects

12 TOTAL

33 IMPACT FACTOR

2.79 AVERAGE IMPACT FACTOR

SELECTED ARTICLES

Rafael Simó, Jordi Bañeras, Cristina Hernández, José Rodríguez-Palomares, Filipa Valente, Laura Gutierrez, Teresa González-Alujas, Ignacio Ferreira, Santiago Aguadé-Bruix, Joan Montaner, Daniel Seron, Joan Genescà, Anna Boixadera, José García-Arumí, Alejandra Planas, Olga Simó-Servat, David García-Dorado.
Diabetic Retinopathy as an Independent Predictor of Subclinical Cardiovascular Disease: Baseline Results of the PRECISED Study.
BMJ Open Diabetes Res Care. 2019 Dec 29;7(1):e000845
DOI: 10.1136/bmjdrc-2019-000845
IF: 5,07

Sergio Copete, Pablo Martí-Rodrigo, Romina Muñiz-Vidal, Salvador Pastor-Idoate, Jaume Rigo, Marta S Figueroa, José García-Arumí, Miguel A Zapata
Preoperative vitreoretinal interface abnormalities on spectral domain optical coherence tomography as risk factor for pseudophakic cystoid macular edema after phacoemulsification.
Retina. 2019 Nov;39(11):2225-2232.
DOI: 10.1097/IAE.0000000000002298
IF: 3,82

Simó R, Hernández C, Porta M, Bandello F, Grauslund J, Harding SP, Aldington SJ, Egan C, Frydkjaer-Olsen U, García-Arumí J, Gibson J, Lang GE, Lattanzio R, Massin P, Midena E, Ponsati B, Ribeiro L, Scanlon P, Lobo C, Costa MÂ, Cunha-Vaz J; European Consortium for the Early Treatment of Diabetic Retinopathy (EUROCONDOR)
Effects of Topically Administered Neuroprotective Drugs in Early Stages of Diabetic Retinopathy. Results of the EUROCONDOR Clinical Trial.
Diabetes. 2019 Feb;68(2):457-463
doi: 10.2337/db18-0682
IF: 7,20

Javier Zarranz-Ventura, Anna Sala-Puigdollers, Daniel Velazquez-Villoria, Marc Figueras-Roca, Sergio Copete, Laura Distefano, Anna Boixadera, Jose García-Arumi, Alfredo Adan
Long-term Probability of Intraocular Pressure Elevation With the Intravitreal Dexamethasone Implant in the Real-World
PLoS One. 2019 Jan 4;14(1):e0209997
DOI: 10.1371/journal.pone.0209997
IF: 2,78

Alejandro Fonollosa, Javier Zarranz-Ventura, Alicia Valverde, Erika Becerra, Carolina Bernal-Morales, Salvador Pastor-Idoate , Miguel Angel Zapata
Predictive capacity of baseline hyperreflective dots on the intravitreal dexamethasone implant (Ozurdex(R)) outcomes in diabetic macular edema: a multicenter study.
Graefes Arch Clin Exp Ophthalmol. 2019 Nov;257(11):2381-2390
DOI: 10.1007/s00417-019-04446-4
IF: 2,25

VIEW ALL PUBLICATIONS >

© FIR-HUVH Fundació Institut de Recerca Hospital Universitari Vall d'Hebron 2019 | Developed by: ondeuev

Vascular Biology and Metabolism (VAM)

Overview

The VAM area was created to allow a comprehensive, cooperative and multidisciplinary approach in basic, clinical and epidemiology research. The ultimate goal is the innovation and transfer of solutions in a group of diseases that are closely interrelated and that constitute the leading cause of morbidity and mortality in the world: cardio-cerebrovascular disease, diabetes-metabolic syndrome and renal impairment. The VAM area includes preclinical and clinical research staff from our center, and collaborative work with groups of the highest international prestige. VAM area includes 8 groups: Cardiovascular Pathology, Diabetes and Metabolism, Nephrology, Ophthalmology (focused on retinal vascular disease), CIBBIM-Nanomedicine and Kidney Physiopathology, Medical Molecular Imaging, Neurovascular Diseases, and Research on Aging, Frailty and Transitions in Barcelona. All groups use an integrative tridimensional approach to generate knowledge on the mechanisms of diseases to generate new diagnostic and therapeutic tools.

Publications

248 TOTAL | **1470** IMPACT FACTOR | **5.93** AVERAGE IMPACT FACTOR

Nephrology

Group Leader: Daniel Serón Micas

team zoom download

Overview | Publications | Main research projects

25 TOTAL | **94** IMPACT FACTOR | **3.74** AVERAGE IMPACT FACTOR

SELECTED ARTICLES

Garcia-Carro C, Vergara A, Agraz I, Jacobs-Cacha C, Espinel E, Seron D, Soler MJ.
The New Era for Reno-Cardiovascular Treatment in Type 2 Diabetes.
J Clin Med. 2019 Jun 17;8(6). pii: jcm8060864.
doi: 10.3390/jcm8060864.
IF: 5.583

Puig-Gay N, Jacobs-Cacha C, Sellares J, Guirado L, Gonzalez Roncero F, Jimenez C, Zarraga S, Paul J, Lauzurica R, Angel A, Fernandez A, Beneyto I, Mazuecos A, Hernandez D, Rodriguez-Benot A, Franco A, Jimeno L, Crespo M, Meseguer A, Moreso F, Seron D, Lopez-Hellin J, Cantarell C
Apolipoprotein A-Ib as a biomarker of FSGS recurrence after kidney transplantation: Diagnostic performance and assessment of its prognostic value – a multi-centre cohort study.
Transpl Int. 2019 Mar;32(3):313-322. doi: 10.1111/tri.13372.
doi: 10.1111/tri.13372.
IF: 3,196

Porrini E, Diaz JM, Moreso F, Lauzurrica R, Ibernon M, Torres IS, Ruiz RB, Rodriguez Rodriguez, Mallen PD, Bayes-Genis B, Gainza FJ, Osorio JM, Osuna A, Dominguez R, Ruiz JC, Sosa AJ, Rinne AG, Miranda DM, Macias M, Torres A
Prediabetes is a risk factor for cardiovascular disease following renal transplantation.
Kidney Int. 2019; 96(6):1374-1380.
doi: 10.1016/j.kint.2019.06.026.
IF: 8,306

Bermejo S, Garcia-Carro C, Soler M.
Diabetes and renal disease-should we biopsy?
Nephrol Dial Transplant. 2019 Dec 28. pii: 5688956.
doi: 10.1093/ndt/gfz248.
IF: 4,198

Cavero T, Arjona E, Soto K, Caravaca-Fontan F, Rabasco C, Bravo L, de la Cerda F, Martin N, Blasco M, Avila A, Huerta A, Cabello V, Jarque A, Alcazar C, Fulladosa X, Carbayo J, Anaya S, Cobelo C, Ramos N, Iglesias E, Baltar J, Martinez-Gallardo R, Perez L, Morales E, Gonzalez R, Macia M, Draibe J, Pallardo L, Quintana LF, Espinosa M, Barros X, Pereira F, Cao M, Moreno JA, Rodriguez de Cordoba, Praga M
Severe and malignant hypertension are common in primary atypical hemolytic uremic syndrome.
Kidney Int. 2019 May 31.
doi: 10.1016/j.kint.2019.05.014.
IF: 8,429

VIEW ALL PUBLICATIONS >

© FIR-HUVH Fundació Institut de Recerca Hospital Universitari Vall d'Hebron 2019 | Developed by: ondeuev

Vascular Biology and Metabolism (VAM)

Overview

The VAM area was created to allow a comprehensive, cooperative and multidisciplinary approach in basic, clinical and epidemiology research. The ultimate goal is the innovation and transfer of solutions in a group of diseases that are closely interrelated and that constitute the leading cause of morbidity and mortality in the world: cardio-cerebrovascular disease, diabetes-metabolic syndrome and renal impairment. The VAM area includes preclinical and clinical research staff from our center, and collaborative work with groups of the highest international prestige. VAM area includes 8 groups: Cardiovascular Pathology, Diabetes and Metabolism, Nephrology, Ophthalmology (focused on retinal vascular disease), CIBBIM-Nanomedicine and Kidney Physiopathology, Medical Molecular Imaging, Neurovascular Diseases, and Research on Aging, Frailty and Transitions in Barcelona. All groups use an integrative tridimensional approach to generate knowledge on the mechanisms of diseases to generate new diagnostic and therapeutic tools.

Publications

248
TOTAL

1470
IMPACT FACTOR

5.93
AVERAGE IMPACT FACTOR

Diabetes and Metabolism

Group Leader: Rafael Simó

team zoom download

35
TOTAL

179
IMPACT FACTOR

5.12
AVERAGE IMPACT FACTOR

SELECTED ARTICLES

Simó R, Hernández C, Porta M, Bandello F, Grauslund J, Harding SP, Aldington SJ, Egan C, Frydkjaer-Olsen U, García-Arumí J, Gibson J, Lang GE, Lattanzio R, Massin P, Midena E, Ponsati B, Ribeiro L, Scanlon P, Lobo C, Costa MÂ, Cunha-Vaz J; European Consortium for the Early Treatment of Diabetic Retinopathy (EUROCONDOR).
Effects of Topically Administered Neuroprotective Drugs in Early Stages of Diabetic Retinopathy: Results of the EUROCONDOR Clinical Trial.
Diabetes. 2019 Feb;68(2):457-463.
doi: 10.2337/db18-0682
IF: 7.199

Sampedro J, Bogdanov P, Ramos H, Solà-Adell C, Turch M, Valeri M, Simó-Servat O, Lagunas C, Simó R, Hernández C.
New Insights into the Mechanisms of Action of Topical Administration of GLP-1 in an Experimental Model of Diabetic Retinopathy.
J Clin Med. 2019 Mar 11;8(3). pii: E339.
doi: 10.3390/jcm8030339
IF: 6.78

Simó-Servat O, Ciudin A, Ortiz-Zúñiga ÁM, Hernández C, Simó R.
Usefulness of Eye Fixation Assessment for Identifying Type 2 Diabetic Subjects at Risk of Dementia.
J Clin Med. 2019 Jan 8;8(1). pii: E59.
doi: 10.3390/jcm8010059
IF: 6.78

Ciudin A, Fidilio E, Ortiz A, Pich S, Salas E, Mesa J, Hernández C, Simó-Servat O, Lecube A, Simó R.
Genetic Testing to Predict Weight Loss and Diabetes Remission and Long-Term Sustainability after Bariatric Surgery: A Pilot Study.
J Clin Med. 2019 Jul 3;8(7).
IF: 6.78

Simó R, Bañeras J, Hernández C, Rodríguez-Palomares J, Valente F, Gutierrez L, González-Alujas T, Ferreira I, Aguadé-Bruix S, Montaner J, Seron D, Genescà J, Boixadera A, García-Arumí J, Planas A, Simó-Servat O, García-Dorado D.
Diabetic retinopathy as an independent predictor of subclinical cardiovascular disease: baseline results of the PRECISED study.
BMJ Open Diabetes Res Care. 2019 Dec 29;7(1):e000845.
doi: 10.1136/bmjdrc-2019-000845
IF: 1.534

VIEW ALL PUBLICATIONS >

© FIR-HUVH Fundació Institut de Recerca Hospital Universitari Vall d'Hebron 2019 | Developed by: ondeuev

Neurosciences

Overview

The Neuroscience area is consolidating its position as one of the largest clusters of research labs working on neurological diseases across Europe. At present, the area comprises 14 groups with more than one hundred fully dedicated researchers in close contact with top clinicians in the hospital. These research groups pursue a better and multifaceted understanding of the etiopathogenic mechanisms underlying a large variety of mostly adult but also pediatric neurological disorders including stroke, multiple sclerosis, Alzheimer's disease, Parkinson's disease, primary headaches, epilepsy, neuromuscular disorders, and also neurosurgical and psychiatric pathologies. The area also integrates groups involved in neuroimaging, analysis and interpretation of high-throughput data, and gene therapy strategies to target inflammatory and neurodegenerative neurological conditions.

Publications

276	1952	7.07
TOTAL	IMPACT FACTOR	AVERAGE IMPACT FACTOR

SELECT RESEARCH GROUP

© FIR-HUVH Fundació Institut de Recerca Hospital Universitari Vall d'Hebron 2019 | Developed by: ondeuev

Neurosciences

Overview

The Neuroscience area is consolidating its position as one of the largest clusters of research labs working on neurological diseases across Europe. At present, the area comprises 14 groups with more than one hundred fully dedicated researchers in close contact with top clinicians in the hospital. These research groups pursue a better and multifaceted understanding of the etiopathogenic mechanisms underlying a large variety of mostly adult but also pediatric neurological disorders including stroke, multiple sclerosis, Alzheimer's disease, Parkinson's disease, primary headaches, epilepsy, neuromuscular disorders, and also neurosurgical and psychiatric pathologies. The area also integrates groups involved in neuroimaging, analysis and interpretation of high-throughput data, and gene therapy strategies to target inflammatory and neurodegenerative neurological conditions.

Publications

276	1952	7.07
TOTAL	IMPACT FACTOR	AVERAGE IMPACT FACTOR

Neuroradiology

Group Leader: Rovira Cañellas, Alex

team zoom download

Overview | Publications | Main research projects

23	160	6.94
TOTAL	IMPACT FACTOR	AVERAGE IMPACT FACTOR

SELECTED ARTICLES

Rocca MA, Valsasina P, Meani A, Gobbi C, Zecca C, Rovira À, Montalban X, Kearney H, Ciccarelli O, Matthews L, Palace J, Gallo A, Bisecco A, Gass A, EiseleP, Lukas C, Bellenberg B, Barkhof F, Vrenken H, Preziosa P, Comi G, Filippi M; MAGNIMS Study Group.
Clinically relevant cranio-caudal patterns of cervical cord atrophy evolution in MS.
Neurology. 2019 Nov 12;93(20):e1852-e1866.
DOI: 10.1212/WNL.0000000000008466.
IF: 8.689

Moccia M, Prados F, Filippi M, Rocca MA, Valsasina P, Brownlee WJ, Zecca C, Gallo A, Rovira A, Gass A, Palace J, Lukas C, Vrenken H, Ourselin S, Gandini Wheeler-Kingshott CAM, Ciccarelli O, Barkhof F; MAGNIMS Study Group.
Longitudinal spinal cord atrophy in multiple sclerosis using the generalized boundary shift integral.
Ann Neurol. 2019 Nov;86(5):704-713.
DOI: 10.1002/ana.25571.
IF: 9.496

Haider L, Naismith RT, Rovira A.
Use of gadolinium for MRI diagnostic or surveillance studies in patients with MS.
Neurology. 2019 Aug 6;93(6):239-240.
DOI: 10.1212/WNL.0000000000007891.
IF: 8.689

González-Cuevas M, Coscojuela P, Santamarina E, Pareto D, Quintana M, Sueiras M, Guzman L, Sarria S, Salas-Puig X, Toledo M, Rovira À.
Usefulness of brain perfusion CT in focal-onset status epilepticus.
Epilepsia. 2019 Jul;60(7):1317-1324.
DOI: 10.1111/epi.16063.
IF: 5.562

Pareto D, Sastre-Garriga J, Alberich M, Auger C, Tintoré M, Montalban X, Rovira À.
Brain regional volume estimations with NeuroQuant and FIRST: a study in patients with a clinically isolated syndrome.
Neuroradiology. 2019 Jun;61(6):667-674.
DOI: 10.1007/s00234-019-02191-3.
IF: 2.504

VIEW ALL PUBLICATIONS >

© FIR-HUVH Fundació Institut de Recerca Hospital Universitari Vall d'Hebron 2019 | Developed by: ondeuev

Neurosciences

Overview

The Neuroscience area is consolidating its position as one of the largest clusters of research labs working on neurological diseases across Europe. At present, the area comprises 14 groups with more than one hundred fully dedicated researchers in close contact with top clinicians in the hospital. These research groups pursue a better and multifaceted understanding of the etiopathogenic mechanisms underlying a large variety of mostly adult but also pediatric neurological disorders including stroke, multiple sclerosis, Alzheimer's disease, Parkinson's disease, primary headaches, epilepsy, neuromuscular disorders, and also neurosurgical and psychiatric pathologies. The area also integrates groups involved in neuroimaging, analysis and interpretation of high-throughput data, and gene therapy strategies to target inflammatory and neurodegenerative neurological conditions.

Publications

276 TOTAL | **1952** IMPACT FACTOR | **7.07** AVERAGE IMPACT FACTOR

Epilepsy Group

Group Leader: Estevo Santamarina Pérez

team zoom download

Overview | Publications | Main research projects

17 TOTAL | **49** IMPACT FACTOR | **2.86** AVERAGE IMPACT FACTOR

SELECTED ARTICLES

Santamarina E, Parejo Carbonell B, Sala J, Gutiérrez-Viedma Á, Miró J, Asensio M, Abraira L, Falip M, Ojeda J, López-González FJ, Rodríguez-Osorio X, Mauri JÁ, Aiguabella M, García Morales I, Toledo M.
Use of intravenous brivaracetam in status epilepticus: A multicenter registry.
Epilepsia. 2019 Aug;60(8):1593-1601.
doi: 10.1111/epi.16094.
IF: 5,562

González-Cuevas M, Coscojuela P, Santamarina E, Pareto D, Quintana M, Sueiras M, Guzman L, Sarria S, Salas-Puig X, Toledo M, Rovira À.
Usefulness of brain perfusion CT in focal-onset status epilepticus.
Epilepsia. 2019 Jul;60(7):1317-1324.
doi: 10.1111/epi.16063.
IF: 5,562

Requena M, Fonseca E, Olivé M, Abraira L, Quintana M, Mazuela G, Toledo M, Salas-Puig X, Santamarina E.
The ADAN scale: a proposed scale for pre-hospital use to identify status epilepticus.
Eur J Neurol. 2019 May;26(5):760-e55.
doi: 10.1111/ene.13885.
IF: 4,387

Toledo M, Mazuela G, Mauri JA, Rodriguez-Osorio X, Gómez-Eguilaz M, Castro-Vilanova D, Rodriguez-Uranga J, Santamarina E.
Levels of anger in epilepsy patients treated with eslicarbazepine acetate.
Acta Neurol Scand. 2019 Jul;140(1):48-55.
doi: 10.1111/ane.13099.
IF: 2,852

Toledo M, Abraira L, Mazuela G, Quintana M, Cazorla S, Santamarina E.
Effect of brivaracetam on the anger levels of epilepsy patients. A prospective open-labelled controlled study.
Seizure. 2019 Jul;69:198-203.
doi: 10.1016/j.seizure.2019.04.021.
IF: 2,765

VIEW ALL PUBLICATIONS >

© FIR-HUVH Fundació Institut de Recerca Hospital Universitari Vall d'Hebron 2019 | Developed by: ondeuev

Neurosciences

Overview

The Neuroscience area is consolidating its position as one of the largest clusters of research labs working on neurological diseases across Europe. At present, the area comprises 14 groups with more than one hundred fully dedicated researchers in close contact with top clinicians in the hospital. These research groups pursue a better and multifaceted understanding of the etiopathogenic mechanisms underlying a large variety of mostly adult but also pediatric neurological disorders including stroke, multiple sclerosis, Alzheimer's disease, Parkinson's disease, primary headaches, epilepsy, neuromuscular disorders, and also neurosurgical and psychiatric pathologies. The area also integrates groups involved in neuroimaging, analysis and interpretation of high-throughput data, and gene therapy strategies to target inflammatory and neurodegenerative neurological conditions.

Publications

276 TOTAL

1952 IMPACT FACTOR

7.07 AVERAGE IMPACT FACTOR

Stroke Research Group

Group Leader: Carlos Molina Cateriano

team zoom download

Overview | Publications | Main research projects

46 TOTAL

383 IMPACT FACTOR

8.32 AVERAGE IMPACT FACTOR

SELECTED ARTICLES

Requena M, Montiel E, Baladas M, Muchada M, Boned S, López R, Rodríguez-Villatoro N, Juega J, García-Tornel Á, Rodríguez-Luna D, Pagola J, Rubiera M, Molina CA, Ribo M. Farmalarm.
Stroke. 2019 Jun 6:STROKEAHA118024355.
doi: 10.1161/STROKEAHA.118.024355
IF: 6.032

Bornstein, NM; Saver, JL; Diener, HC; Gorelick, PB; Shuaib, A; Solberg, Y et al.
An injectable implant to stimulate the sphenopalatine ganglion for treatment of acute ischaemic stroke up to 24 h from onset (ImpACT-24B): an international, randomised, double-blind, sham-controlled, pivotal trial.
Lancet 2019; 394: 219–29.
doi: 10.1016/S0140-6736(19)31192-4
IF: 59.102

Bornstein, NM; Saver, JL; Diener, HC; Gorelick, PB; Shuaib, A; Solberg, Y et al.
Sphenopalatine Ganglion Stimulation to Augment Cerebral Blood Flow. A Randomized, Sham-Controlled Trial.
Stroke. 2019; 50:2108–2117.
doi: 10.1161/STROKEAHA.118.024582.
IF: 6.032

Rodríguez-Luna, D; Rodríguez-Villatoro, N; Juega, JM; Boned, S; Muchada, M; Sanjuan, E et al.
Prehospital Systolic Blood Pressure Is Related to Intracerebral Hemorrhage Volume on Admission.
Stroke. 2018; 49:204-206.
doi: 10.1161/STROKEAHA.117.018485.
IF: 6.032

Molina, CA; Johnston, C; Ladenvall, P; Amarenco, P; Albers, GW; Denison, H et al.
Time to Loading Dose and Risk of Recurrent Events in the SOCRATES Trial.
Stroke. 2019;50:675-682.
doi: 10.1161/STROKEAHA.118.022675.
IF: 6.032

VIEW ALL PUBLICATIONS >

© FIR-HUVH Fundació Institut de Recerca Hospital Universitari Vall d'Hebron 2019 | Developed by: ondeuev

Neurosciences

Overview

The Neuroscience area is consolidating its position as one of the largest clusters of research labs working on neurological diseases across Europe. At present, the area comprises 14 groups with more than one hundred fully dedicated researchers in close contact with top clinicians in the hospital. These research groups pursue a better and multifaceted understanding of the etiopathogenic mechanisms underlying a large variety of mostly adult but also pediatric neurological disorders including stroke, multiple sclerosis, Alzheimer's disease, Parkinson's disease, primary headaches, epilepsy, neuromuscular disorders, and also neurosurgical and psychiatric pathologies. The area also integrates groups involved in neuroimaging, analysis and interpretation of high-throughput data, and gene therapy strategies to target inflammatory and neurodegenerative neurological conditions.

Publications

276	1952	7.07
TOTAL	IMPACT FACTOR	AVERAGE IMPACT FACTOR

Neurotraumatology and Neurosurgery Unit (UNINN)

Group Leader: Joan Sahuquillo Barris

team zoom download

Overview | Publications | Main research projects

40	278	6.96
TOTAL	IMPACT FACTOR	AVERAGE IMPACT FACTOR

SELECTED ARTICLES

Radoi A, Poca MA, Gándara D, Castro L, Cevallos M, Pacios ME, Sahuquillo J.
The Sport Concussion Assessment Tool (SCAT2) for evaluating civilian mild traumatic brain injury. A pilot normative study.
PLoS One 2019 Feb 20;14(2):e0212541
doi: 10.1371/journal.pone.0212541
IF: 2.776

Castro L, Noelia M, Vidal-Jorge M, Sanchez-Ortiz D, Gandara D, Martinez-Saez E, Cicuendez M, Poca MA, Simard JM, Sahuquillo J.
Kir6.2, the pore-forming subunit of ATP-sensitive K+ channels, is overexpressed in human post-traumatic brain contusions.
Journal of Neurotrauma 2019 Jan;36(1):165-75
doi: 10.1089/neu.2017.5619
IF: 3.754

Ferré Á, Poca MA, de la Calzada MD, Moncho D, Urbizu A, Romero O, Sampol G, Sahuquillo J.
A Conditional Inference Tree Model for Predicting Sleep-Related Breathing Disorders in Patients With Chiari Malformation Type 1: Description and External Validation.
Journal of Clinical Sleep Medicine 2019 Jan 15;15(1):89-99
doi: 10.5664/jcsm.7578
IF: 3.456

Sahuquillo J, Dennis JA.
Decompressive craniectomy for the treatment of high intracranial pressure in closed traumatic brain injury.
Cochrane database of systematic reviews 2019 Dec 31;12:CD003983
doi: 10.1002/14651858.CD003983.pub3
IF: 7.755

Sueiras M, Thonon V, Santamarina E, Sánchez-Guerrero Á, Poca MA, Quintana M, Riveiro M, Sahuquillo J.
Cortical Spreading Depression Phenomena Are Frequent in Ischemic and Traumatic Penumbra: A Prospective Study in Patients With Traumatic Brain Injury and Large Hemispheric Ischemic Stroke.
Journal of Clinical Neurophysiology 2019 Nov 4.
doi: 10.1097/WNP.0000000000000648.
IF: 0.849

VIEW ALL PUBLICATIONS >

© FIR-HUVH Fundació Institut de Recerca Hospital Universitari Vall d'Hebron 2019 | Developed by: ondeuev

Neurosciences

Overview

The Neuroscience area is consolidating its position as one of the largest clusters of research labs working on neurological diseases across Europe. At present, the area comprises 14 groups with more than one hundred fully dedicated researchers in close contact with top clinicians in the hospital. These research groups pursue a better and multifaceted understanding of the etiopathogenic mechanisms underlying a large variety of mostly adult but also pediatric neurological disorders including stroke, multiple sclerosis, Alzheimer's disease, Parkinson's disease, primary headaches, epilepsy, neuromuscular disorders, and also neurosurgical and psychiatric pathologies. The area also integrates groups involved in neuroimaging, analysis and interpretation of high-throughput data, and gene therapy strategies to target inflammatory and neurodegenerative neurological conditions.

Publications

276
TOTAL

1952
IMPACT FACTOR

7.07
AVERAGE IMPACT FACTOR

Gene Therapy at Nervous System

Group Leader: Miguel Chillón Rodríguez

team zoom download

Overview | Publications | Main research projects | Patents

1
TOTAL

5
IMPACT FACTOR

4.54
AVERAGE IMPACT FACTOR

SELECTED ARTICLES

Pagès G, Giménez-Llort L, García-Lareu B, Ariza L, Navarro M, Ruberte J, Casas C, Chillón M, Bosch A.
Intrathecal AAVrh10 corrects Biochemical and Histological Hallmarks of Mucopolysaccharidosis VII Mice and Improves Behavior and Survival
Human Molecular Genetics. 2019 Nov 1;28(21):3610-3624.
DOI: 10.1093/hmg/ddz220.
IF: 4,54

VIEW ALL PUBLICATIONS >

© FIR-HUVH Fundació Institut de Recerca Hospital Universitari Vall d'Hebron 2019 | Developed by: ondeuev

Neurosciences

Overview

The Neuroscience area is consolidating its position as one of the largest clusters of research labs working on neurological diseases across Europe. At present, the area comprises 14 groups with more than one hundred fully dedicated researchers in close contact with top clinicians in the hospital. These research groups pursue a better and multifaceted understanding of the etiopathogenic mechanisms underlying a large variety of mostly adult but also pediatric neurological disorders including stroke, multiple sclerosis, Alzheimer's disease, Parkinson's disease, primary headaches, epilepsy, neuromuscular disorders, and also neurosurgical and psychiatric pathologies. The area also integrates groups involved in neuroimaging, analysis and interpretation of high-throughput data, and gene therapy strategies to target inflammatory and neurodegenerative neurological conditions.

Publications

276	1952	7.07
TOTAL	IMPACT FACTOR	AVERAGE IMPACT FACTOR

Clinical and Translational Bioinformatics

Group Leader: Xavier de la Cruz Montserrat

team zoom download

Overview | Publications | Main research projects

7	39	5.60
TOTAL	IMPACT FACTOR	AVERAGE IMPACT FACTOR

SELECTED ARTICLES

Pappa, S, Padilla, N, Iacobucci, S, Vicioso, M, Álvarez de la Campa, E, Navarro, C, Marcos, E, de la Cruz, X, Martínez-Balbás, MA
PHF2 histone demethylase prevents DNA damage and genome instability by controlling cell cycle progression of neural progenitors"
Proc Natl Acad Sci U S A. 2019 Sep 24;116(39):19464-19473.
doi: 10.1073/pnas.1903188116.
IF: 9.58

Marín, O, Aguirre, J, de la Cruz, X.
Compensated pathogenic variants in coagulation factors VIII and IX present complex mapping between molecular impact and hemophilia severity
Sci Rep. 2019 Jul 2;9(1):9538.
doi: 10.1038/s41598-019-45916-3.
IF: 4.01

Padilla, N, Moles-Fernández, A, Riera, C, Montalban, G, Özkan, S, Ootes, L, Bonache, S, Díez, O, Gutiérrez-Enríquez, S, de la Cruz, X
BRCA1- and BRCA2-specific in silico tools for variant interpretation in the CAGI 5 ENIGMA challenge
Hum Mutat. 2019 Sep;40(9):1593-1611.
doi: 10.1002/humu.23802.
IF: 4.45

Cline MS, Babbi G, Bonache S, Cao Y, Casadio R, de la Cruz X, Diez O, Gutierrez-Enriquez S, Katsonis P, Lai C, Lichtarge O, Martelli PL, Mishne G, Moles-Fernandez A, Montalban G, Mooney SD, O'Conner R, Ootes L, Ozkan S, Padilla N, Pagel KA, Pejaver V, Radivojac P, Riera C, Savojardo C, Shen Y, Sun Y, Topper S, Parsons MT, Spurdle AB, Goldgar DE
Assessment of blind predictions of the clinical significance of BRCA1 and BRCA2 variants
Hum Mutat. 2019 Sep;40(9):1546-1556
doi: 10.1002/humu.23861
IF: 4.45

Sanchez-Mora C, Artigas MS, Garcia-Martinez I, Pagerols M, Rovira P, Richarte V, Corrales M, Fadeuilhe C, Padilla N, de la Cruz X, Franke B, Arias-Vasquez A, Casas M, Ramos-Quiroga JA, Ribases M
Epigenetic signature for attention-deficit/hyperactivity disorder: identification of miR-26b-5p, miR-185-5p, and miR-191-5p as potential biomarkers in peripheral blood mononuclear cells
Neuropsychopharmacology. 2019 Apr;44(5):890-897
doi: 10.1038/s41386-018-0297-0
IF: 7.16

VIEW ALL PUBLICATIONS >

© FIR-HUVH Fundació Institut de Recerca Hospital Universitari Vall d'Hebron 2019 | Developed by: ondeuev

Neurosciences

Overview

The Neuroscience area is consolidating its position as one of the largest clusters of research labs working on neurological diseases across Europe. At present, the area comprises 14 groups with more than one hundred fully dedicated researchers in close contact with top clinicians in the hospital. These research groups pursue a better and multifaceted understanding of the etiopathogenic mechanisms underlying a large variety of mostly adult but also pediatric neurological disorders including stroke, multiple sclerosis, Alzheimer's disease, Parkinson's disease, primary headaches, epilepsy, neuromuscular disorders, and also neurosurgical and psychiatric pathologies. The area also integrates groups involved in neuroimaging, analysis and interpretation of high-throughput data, and gene therapy strategies to target inflammatory and neurodegenerative neurological conditions.

Publications

276 TOTAL

1952 IMPACT FACTOR

7.07 AVERAGE IMPACT FACTOR

Psychiatry, Mental Health and Addictions

Group Leaders: Miquel Casas Brugué and Josep Antoni Ramos Quiroga

team zoom download

Overview | Publications | Main research projects

42 TOTAL

236 IMPACT FACTOR

5.61 AVERAGE IMPACT FACTOR

SELECTED ARTICLES

Hoogman M, Muetzel R, Guimaraes JP, et al.
Brain Imaging of the Cortex in ADHD: A Coordinated Analysis of Large-Scale Clinical and Population-Based Samples.
Am J Psychiatry. 2019;176(7):531-542.
doi:10.1176/appi.ajp.2019.18091033
IF: 13.391

Sánchez-Mora C, Soler Artigas M, Garcia-Martínez I, Pagerols M, Rovira P, Richarte V, Corrales M, Fadeuilhe C, Padilla N, de la Cruz X, Franke B, Arias-Vásquez A, Casas M, Ramos-Quiroga JA, Ribasés M.
Epigenetic signature for attention-deficit/hyperactivity disorder: identification of miR-26b-5p, miR-185-5p, and miR-191-5p as potential biomarkers in peripheral blood mononuclear cells.
Neuropsychopharmacology. 2019;44(5):890-897.
doi:10.1038/s41386-018-0297-0
IF: 7.160

Cross-Disorder Group of the Psychiatric Genomics Consortium. Electronic address: plee0@mgh.harvard.edu; Cross-Disorder Group of the Psychiatric Genomics Consortium.
Genomic Relationships, Novel Loci, and Pleiotropic Mechanisms across Eight Psychiatric Disorders.
Cell. 2019 Dec 12;179(7):1469-1482.e11.
doi: 10.1016/j.cell.2019.11.020.
IF: 36.316

Soler Artigas M, Sánchez-Mora C, Rovira P, Richarte V, Garcia-Martínez I, Pagerols M, Demontis D, Stringer S; ADHD Group of the Psychiatric Genomics Consortium, International Cannabis Consortium, Vink JM, Børglum AD, Neale BM, Franke B, Faraone SV, Casas M, Ramos-Quiroga JA, Ribasés M
Attention-deficit/hyperactivity disorder and lifetime cannabis use: genetic overlap and causality.
Mol Psychiatry. 2019 Jan 4.
doi: 10.1038/s41380-018-0339-3.
IF: 11.973

Demontis D, Walters RK, Martin J, Mattheisen M, Als TD, Agerbo E, Baldursson G, Belliveau R, Bybjerg-Grauholm J, Bækvad-Hansen M, Cerrato F, Chambert K, Churchhouse C, Dumont A, Eriksson N, Gandal M, Goldstein JI, Grasby KL, Grove J, Gudmundsson OO, Hansen CS, Hauberg ME, Hollegaard MV, Howrigan DP, Huang H, Maller JB, Martin AR, Martin NG, Moran J, Pallesen J, Palmer DS, Pedersen CB, Pedersen MG, Poterba T, Poulsen JB, Ripke S, Robinson EB, Satterstrom FK, Stefansson H, Stevens C, Turley P, Walters GB, Won H, Wright MJ; ADHD Working Group of the Psychiatric Genomics Consortium (PGC); Early Lifecourse & Genetic Epidemiology (EAGLE) Consortium; 23andMe Research Team, Andreassen OA, Asherson P, Burton CL, Boomsma DI, Cormand B, Dalsgaard S, Franke B, Gelernter J, Geschwind D, Hakonarson H, Haavik J, Kranzler HR, Kuntsi J, Langley K, Lesch KP, Middeldorp C, Reif A, Rohde LA, Roussos P, Schachar R, Sklar P, Sonuga-Barke EJS, Sullivan PF, Thapar A, Tung JY, Waldman ID, Medland SE, Stefansson K, Nordentoft M, Hougaard DM, Werge T, Mors O, Mortensen PB, Daly MJ, Faraone SV, Børglum AD, Neale BM.
Discovery of the first genome-wide significant risk loci for attention deficit/hyperactivity disorder.
Nat Genet. 2019 Jan;51(1):63-75.
doi: 10.1038/s41588-018-0269-7.
IF: 31.077

VIEW ALL PUBLICATIONS >

© FIR-HUVH Fundació Institut de Recerca Hospital Universitari Vall d'Hebron 2019 | Developed by: ondeuev

Neurosciences

Overview

The Neuroscience area is consolidating its position as one of the largest clusters of research labs working on neurological diseases across Europe. At present, the area comprises 14 groups with more than one hundred fully dedicated researchers in close contact with top clinicians in the hospital. These research groups pursue a better and multifaceted understanding of the etiopathogenic mechanisms underlying a large variety of mostly adult but also pediatric neurological disorders including stroke, multiple sclerosis, Alzheimer's disease, Parkinson's disease, primary headaches, epilepsy, neuromuscular disorders, and also neurosurgical and psychiatric pathologies. The area also integrates groups involved in neuroimaging, analysis and interpretation of high-throughput data, and gene therapy strategies to target inflammatory and neurodegenerative neurological conditions.

Publications

276	1952	7.07
TOTAL	IMPACT FACTOR	AVERAGE IMPACT FACTOR

Peripheral Nervous System

Group Leader: Josep Gámez



team zoom download

Overview | Publications | Main research projects | Patents

10	39	3.94
TOTAL	IMPACT FACTOR	AVERAGE IMPACT FACTOR

SELECTED ARTICLES

Gamez J, Salvadó M, Reig N, Suñé P, Casasnovas C, Rojas-Garcia R, Insa R.
Transthyretin stabilization activity of the catechol-O-methyltransferase inhibitor tolcapone (SOM0226) in hereditary ATTR amyloidosis patients and asymptomatic carriers: proof-of-concept study.
Amyloid. 2019 Jun;26(2):74-84.
DOI: 10.1080/13506129.2019.1597702.
IF: 4.919

Gamez J, Salvadó M, Carmona F, de Nadal M, Romero L, Ruiz D, Jáuregui A, Martínez O, Pérez J, Suñé P, Deu M.
Intravenous immunoglobulin to prevent myasthenic crisis after thymectomy and other procedures can be omitted in patients with well-controlled myasthenia gravis.
Ther Adv Neurol Disord. 2019 Jul 17;12:1756286419864497.
doi: 10.1177/1756286419864497.
IF: 5.0

Garcia C, Vidal-Taboada JM, Syriani E, Salvado M, Morales M, Gamez J.
Haplotype Analysis of the First A4V-SOD1 Spanish Family: Two Separate Founders or a Single Common Founder?
Front Genet. 2019 Nov 8;10:1109.
DOI: 10.3389/fgene.2019.01109.
IF: 3.571

De la Casa-Fages B, Fernández-Eulate G, Gamez J, Barahona-Hernando R, Morís G, García-Barcina M, Infante J, Zulaica M, Fernández-Pelayo U, Muñoz-Oreja M, Urtasun M, Olaskoaga A, Zelaya V, Jericó I, Saez-Villaverde R, Catalina I, Sola E, Martínez-Sáez E, Pujol A, Ruiz M, Schlüter A, Spinazzola A, Muñoz-Blanco JL, Grandas F, Holt I, Álvarez V, López de Munaín A.
Parkinsonism and spastic paraplegia type 7: Expanding the spectrum of mitochondrial Parkinsonism.
Mov Disord. 2019 Oct;34(10):1547-1561.
DOI: 10.1002/mds.27812.
IF: 8.222

Borrego-Écija S, Cortés-Vicente E, Cervera-Carles L, Clarimón J, Gámez J, Batlle J, Ricken G, Molina-Porcel L, Aldecoa I, Sánchez-Valle R, Rojas-García R, Gelpi E.
Does ALS-FUS without FUS mutation represent ALS-FET? Report of three cases.
Neuropathol Appl Neurobiol. 2019 Jun;45(4):421-426.
DOI: 10.1111/nan.12527.
IF: 6.878

VIEW ALL PUBLICATIONS >

© FIR-HUVH Fundació Institut de Recerca Hospital Universitari Vall d'Hebron 2019 | Developed by: ondeuev

Neurosciences

Overview

The Neuroscience area is consolidating its position as one of the largest clusters of research labs working on neurological diseases across Europe. At present, the area comprises 14 groups with more than one hundred fully dedicated researchers in close contact with top clinicians in the hospital. These research groups pursue a better and multifaceted understanding of the etiopathogenic mechanisms underlying a large variety of mostly adult but also pediatric neurological disorders including stroke, multiple sclerosis, Alzheimer's disease, Parkinson's disease, primary headaches, epilepsy, neuromuscular disorders, and also neurosurgical and psychiatric pathologies. The area also integrates groups involved in neuroimaging, analysis and interpretation of high-throughput data, and gene therapy strategies to target inflammatory and neurodegenerative neurological conditions.

Publications

276 TOTAL | **1952** IMPACT FACTOR | **7.07** AVERAGE IMPACT FACTOR

Pediatric Neurology

Group Leader: Alfons Macaya Ruiz

team | zoom | download

Overview | Publications | Main research projects

33 TOTAL | **153** IMPACT FACTOR | **4.62** AVERAGE IMPACT FACTOR

SELECTED ARTICLES

Dusl M, Moreno T, Munell F, Macaya A, Gratacòs M, Abicht A, Strom TM, Lochmüller H, Senderek J.
Congenital myasthenic syndrome caused by novel COL13A1 mutations.
J Neurol. 2019;266(5):1107-1112.
doi:10.1007/s00415-019-09239-7
IF: 4.204

Salpietro V, Dixon CL, Guo H, et al.
AMPA receptor GluA2 subunit defects are a cause of neurodevelopmental disorders.
Nat Commun. 2019 Jul 12;10(1):3094.
doi: 10.1038/s41467-019-10910-w.
IF: 11.878

Salpietro V, Malintan NT, Llano-Rivas I, et al.
Mutations in the Neuronal Vesicular SNARE VAMP2 Affect Synaptic Membrane Fusion and Impair Human Neurodevelopment.
Am J Hum Genet. 2019 Apr 4;104(4):721-730.
doi: 10.1016/j.ajhg.2019.02.016.
IF: 9.924

Marcé-Grau A, Martí-Sánchez L, Baide-Mairena H, Ortigoza-Escobar JD, Pérez-Dueñas B.
Genetic defects of thiamine transport and metabolism: A review of clinical phenotypes, genetics, and functional studies.
J Inherit Metab Dis. 2019 Jul;42(4):581-597.
doi: 10.1002/jimd.12125.
IF: 4.287

Bosio M, Drechsel O, Rahman R, Muyas F, Rabionet R, Bezdan D, Domenech Salgado L, Hor H, Schot JJ, Munell F, Colobran R, Macaya A, Estivill X, Ossowski S.
eDiVA-Classification and prioritization of pathogenic variants for clinical diagnostics.
Hum Mutat. 2019 Jul;40(7):865-878.
doi: 10.1002/humu.23772.
IF: 4.453

VIEW ALL PUBLICATIONS >

© FIR-HUVH Fundació Institut de Recerca Hospital Universitari Vall d'Hebron 2019 | Developed by: ondeuev

Neurosciences

Overview

The Neuroscience area is consolidating its position as one of the largest clusters of research labs working on neurological diseases across Europe. At present, the area comprises 14 groups with more than one hundred fully dedicated researchers in close contact with top clinicians in the hospital. These research groups pursue a better and multifaceted understanding of the etiopathogenic mechanisms underlying a large variety of mostly adult but also pediatric neurological disorders including stroke, multiple sclerosis, Alzheimer's disease, Parkinson's disease, primary headaches, epilepsy, neuromuscular disorders, and also neurosurgical and psychiatric pathologies. The area also integrates groups involved in neuroimaging, analysis and interpretation of high-throughput data, and gene therapy strategies to target inflammatory and neurodegenerative neurological conditions.

Publications

276	1952	7.07
TOTAL	IMPACT FACTOR	AVERAGE IMPACT FACTOR

Neuromuscular and Mitochondrial Pathology

Group Leader: Ramon Martí Seves



team | zoom | download

Overview | Publications | Main research projects | Patents

10	55	5.46
TOTAL	IMPACT FACTOR	AVERAGE IMPACT FACTOR

SELECTED ARTICLES

Blázquez-Bermejo C, Carreño-Gago L, Molina-Granada D, Aguirre J, Ramón J, Torres-Torronteras J, Cabrera-Pérez R, Martín MÁ, Domínguez-González C, de la Cruz X, Lombès A, García-Arumí E, Martí R, Cámara Y.
Increased dNTP pools rescue mtDNA depletion in human POLG-deficient fibroblasts.
FASEB J. 2019 Jun; 33(6):7168-7179.
DOI: 10.1096/fj.201801591R.
IF: 5.391

Real-Martinez A, Brull A, Huerta J, Tarrasó G, Lucia A, Martin MA, Arenas J, Andreu AL, Nogales-Gadea G, Vissing J, Krag TO, de Luna N, Pinós T.
Low survival rate and muscle fiber-dependent aging effects in the McArdle disease mouse model.
Sci Rep. 2019 Mar; 9(1):5116.
DOI: 10.1038/s41598-019-41414-8.
IF: 4.011

Domínguez-González C, Madruga-Garrido M, Mavillard F, Garone C, Aguirre-Rodríguez FJ, Donati MA, Kleinsteuber K, Martí I, Martín-Hernández E, Morealejo-Aycinena JP, Munell F, Nascimento A, Kalko SG, Sardina MD, Álvarez Del Vayo C, Serrano O, Long Y, Tu Y, Levin B, Thompson JLP, Engelstad K, Uddin J, Torres-Torronteras J, Jimenez-Mallebrera C, Martí R, Paradas C, Hirano M.
Deoxynucleoside Therapy for Thymidine Kinase 2-Deficient Myopathy.
Ann Neurol. 2019 Aug; 86(2):293-303.
DOI: 10.1002/ana.25506.
IF: 9.496

Blázquez-Bermejo C, Molina-Granada D, Vila-Julià F, Jiménez-Heis D, Zhou X, Torres-Torronteras J, Karlsson A, Martí R, Cámara Y.
Age-related metabolic changes limit efficacy of deoxynucleoside-based therapy in thymidine kinase 2-deficient mice.
EBioMedicine. 2019 Aug; 46:342-355.
DOI: 10.1016/j.ebiom.2019.07.042.
IF: 6.68

Cabrera-Pérez R, Vila-Julià F, Hirano M, Mingozzi F, Torres-Torronteras J, Martí R.
Alpha-1-Antitrypsin Promoter Improves the Efficacy of an Adeno-Associated Virus Vector for the Treatment of Mitochondrial Neurogastrointestinal Encephalomyopathy.
Hum Gene Ther. 2019 Aug; 30(8):985-998.
DOI: 10.1089/hum.2018.217.
IF: 3.855

VIEW ALL PUBLICATIONS >

© FIR-HUVH Fundació Institut de Recerca Hospital Universitari Vall d'Hebron 2019 | Developed by: ondeuev

Neurosciences

Overview

The Neuroscience area is consolidating its position as one of the largest clusters of research labs working on neurological diseases across Europe. At present, the area comprises 14 groups with more than one hundred fully dedicated researchers in close contact with top clinicians in the hospital. These research groups pursue a better and multifaceted understanding of the etiopathogenic mechanisms underlying a large variety of mostly adult but also pediatric neurological disorders including stroke, multiple sclerosis, Alzheimer's disease, Parkinson's disease, primary headaches, epilepsy, neuromuscular disorders, and also neurosurgical and psychiatric pathologies. The area also integrates groups involved in neuroimaging, analysis and interpretation of high-throughput data, and gene therapy strategies to target inflammatory and neurodegenerative neurological conditions.

Publications

276 TOTAL | **1952** IMPACT FACTOR | **7.07** AVERAGE IMPACT FACTOR

Neurodegenerative Diseases

Group Leader: Miquel Vila Bover

team | zoom | download

10 TOTAL | **68** IMPACT FACTOR | **6.77** AVERAGE IMPACT FACTOR

SELECTED ARTICLES

Carballo-Carbajal I, Laguna A, Romero-Gimenez J, Cuadros T, Bové J, Martinez-Vicente M, Parent A, Gonzalez-Sepulveda M, Peñuelas N, Torra A, Rodriguez-Galvan B, Ballabio A, Hasegawa T, Bortolozzi A, Gelpi E, Vila M.
Brain tyrosinase overexpression implicates age-dependent neuromelanin production in Parkinson's disease pathogenesis.
Nature Communications (2019) 10(1):973
doi: 10.1038/s41467-019-08858-y
IF: 11.878

Vila M.
Neuromelanin, aging and neuronal vulnerability in Parkinson's disease.
Movement Disorders (2019) 34(10): 1440-1451
doi: 10.1002/mds.27776
IF: 8.061

Vila M, Laguna A, Carballo-Carbajal I.
Intracellular crowding by age-dependent neuromelanin accumulation disrupts neuronal proteostasis and triggers Parkinson disease pathology.
Autophagy (2019) 15(11):2028-2030
doi: 10.1080/15548627.2019.1659621
IF: 11.059

Blesa J, Vila M.
Parkinson disease, substantia nigra vulnerability and calbindin expression: enlightening the darkness?
Movement Disorders (2019) 34(2):161-163
doi: 10.1002/mds.27618
IF: 8.061

Xicoy H, Peñuelas N, Vila M, Laguna A.
Autophagic- and Lysosomal-Related Biomarkers for Parkinson's Disease: Lights and Shadows.
Cells (2019) 8(11): E1317
doi: 10.3390/cells8111317
IF: 4.829

VIEW ALL PUBLICATIONS >

© FIR-HUVH Fundació Institut de Recerca Hospital Universitari Vall d'Hebron 2019 | Developed by: ondeuev

Neurosciences

Overview

The Neuroscience area is consolidating its position as one of the largest clusters of research labs working on neurological diseases across Europe. At present, the area comprises 14 groups with more than one hundred fully dedicated researchers in close contact with top clinicians in the hospital. These research groups pursue a better and multifaceted understanding of the etiopathogenic mechanisms underlying a large variety of mostly adult but also pediatric neurological disorders including stroke, multiple sclerosis, Alzheimer's disease, Parkinson's disease, primary headaches, epilepsy, neuromuscular disorders, and also neurosurgical and psychiatric pathologies. The area also integrates groups involved in neuroimaging, analysis and interpretation of high-throughput data, and gene therapy strategies to target inflammatory and neurodegenerative neurological conditions.

Publications

276 TOTAL

1952 IMPACT FACTOR

7.07 AVERAGE IMPACT FACTOR

Headache and Neurological Pain

Group Leader: Patricia Pozo Rosich



team | zoom | download

Overview | Publications | Main research projects

13 TOTAL

106 IMPACT FACTOR

8.12 AVERAGE IMPACT FACTOR

SELECTED ARTICLES

Charles A, Pozo-Rosich P.
Targeting calcitonin gene-related peptide: a new era in migraine therapy.
Lancet 2019;394:1765-74.
doi: 10.1016/S0140-6736(19)32504-8
IF: 43.38

Pozo-Rosich P, Martinez-García A, Pascual J, Ignacio E, Guerrero-Peral AL, Balseiro-Gomez J, Porta-Etessam J, Latorre-Gonzalez G, Layos-Romero A, Lucas C, Mira JJ. **Quality assurance in specialized headache units in Spain: an observational prospective study.**
J Headache Pain 2019;20(1):73
doi: 10.1186/s10194-019-1020-1
IF: 4.195

Alpuente A, Gallardo VJ, Torres-Ferrus M, Alvarez-Sabin J, Pozo-Rosich P.
Early efficacy and late gain in chronic and high frequency episodic migraine with onabotulinumtoxinA.
Eur J Neurol 2019, 26:1464-1470
doi: 10.1111/ene.14028
IF: 4.387

Torres-Ferrus M, Alpuente A, Pozo-Rosich P.
How much do calcitonin gene-related peptide monoclonal antibodies improve the quality of life in migraine? A patient's perspective.
Curr Opin Neurol 2019;32:395-404
doi: 10.1097/WCO.0000000000000689
IF: 4.647

Reuter U, McClure C, Liebler E, Pozo-Rosich P.
Non-invasive neuromodulation for migraine and cluster headache: a systematic review of clinical trials.
J Neurol Neurosurg Psychiatry
2019; 2019;90(7):796-804
doi: 10.1136/jnnp-2018-320113
IF: 8.327

VIEW ALL PUBLICATIONS >

© FIR-HUVH Fundació Institut de Recerca Hospital Universitari Vall d'Hebron 2019 | Developed by: ondeuev

Neurosciences

Overview

The Neuroscience area is consolidating its position as one of the largest clusters of research labs working on neurological diseases across Europe. At present, the area comprises 14 groups with more than one hundred fully dedicated researchers in close contact with top clinicians in the hospital. These research groups pursue a better and multifaceted understanding of the etiopathogenic mechanisms underlying a large variety of mostly adult but also pediatric neurological disorders including stroke, multiple sclerosis, Alzheimer's disease, Parkinson's disease, primary headaches, epilepsy, neuromuscular disorders, and also neurosurgical and psychiatric pathologies. The area also integrates groups involved in neuroimaging, analysis and interpretation of high-throughput data, and gene therapy strategies to target inflammatory and neurodegenerative neurological conditions.

Publications

276	1952	7.07
TOTAL	IMPACT FACTOR	AVERAGE IMPACT FACTOR

Clinical Neuroimmunology

Group Leader: Xavier Montalban Gairín

team zoom download

Overview | Publications | Main research projects

45	462	10.26
TOTAL	IMPACT FACTOR	AVERAGE IMPACT FACTOR

SELECTED ARTICLES

Gasperini C, Prosperini L, Tintoré M, Sormani MP, Filippi M, Rio J, Palace J, Rocca MA, Ciccarelli O, Barkhof F, Sastre-Garriga J, Vrenken H, Frederiksen JL, Yousry TA, Enzinger C, Rovira A, Kappos L, Pozzilli C, Montalban X, De Stefano N; the MAGNIMS Study Group.
Unraveling treatment response in multiple sclerosis: A clinical and MRI challenge. Neurology. 2019 Jan 22;92(4):180-192.
doi: 10.1212/WNL.0000000000006810.
IF: 8.689

Zuluaga MI, Otero-Romero S, Rovira A, Perez-Hoyos S, Arrambide G, Negrotto L, Galán I, Río J, Comabella M, Nos C, Arévalo MJ, Vidal-Jordana A, Castilló J, Rodríguez B, Midaglia L, Mulero P, Mitjana R, Auger C, Sastre-Garriga J, Montalban X, Tintoré M.
Menarche, pregnancies, and breastfeeding do not modify long-term prognosis in multiple sclerosis.
Neurology. 2019 Mar 26;92(13):e1507-e1516.
doi: 10.1212/WNL.0000000000007178.
IF: 8.689

Costa C, Eixarch H, Martínez-Sáez E, Calvo-Barreiro L, Calucho M, Castro Z, Ortega-Aznar A, Ramón Y Cajal S, Montalban X, Espejo C.
Expression of Bone Morphogenetic Proteins in Multiple Sclerosis Lesions.
Am J Pathol. 2019 Mar;189(3):665-676.
doi: 10.1016/j.ajpath.2018.11.007.
IF: 3.762

Tintore M, Arrambide G, Otero-Romero S, Carbonell-Mirabent P, Río J, Tur C, Comabella M, Nos C, Arévalo MJ, Anglada E, Menendez R, Midaglia L, Galán I, Vidal-Jordana A, Castilló J, Mulero P, Zabalza A, Rodríguez-Acevedo B, Rodriguez M, Espejo C, Sequeira J, Mitjana R, de Barros A, Pareto D, Auger C, Pérez-Hoyos S, Sastre-Garriga J, Rovira A, Montalban X.
The long-term outcomes of CIS patients in the Barcelona inception cohort: Looking back to recognize aggressive MS.
Mult Scler. 2019 Oct 15:1352458519877810.
doi: 10.1177/1352458519877810.
IF: 5.649

Fissolo N, Cervera-Carles L, Villar Guimerans LM, Lleó A, Clarimón J, Drulovic J, Dujmovic I, Voortman M, Khalil M, Gil E, Navarro L, Álvarez-Cermeño JC, Montalban X, Comabella M.
Cerebrospinal fluid mitochondrial DNA levels in patients with multiple sclerosis.
Mult Scler. 2019 Oct25(11):1535-1538.
doi: 10.1177/1352458518786055.
IF: 5.649

VIEW ALL PUBLICATIONS >

© FIR-HUVH Fundació Institut de Recerca Hospital Universitari Vall d'Hebron 2019 | Developed by: ondeuev

Neurosciences

Overview

The Neuroscience area is consolidating its position as one of the largest clusters of research labs working on neurological diseases across Europe. At present, the area comprises 14 groups with more than one hundred fully dedicated researchers in close contact with top clinicians in the hospital. These research groups pursue a better and multifaceted understanding of the etiopathogenic mechanisms underlying a large variety of mostly adult but also pediatric neurological disorders including stroke, multiple sclerosis, Alzheimer's disease, Parkinson's disease, primary headaches, epilepsy, neuromuscular disorders, and also neurosurgical and psychiatric pathologies. The area also integrates groups involved in neuroimaging, analysis and interpretation of high-throughput data, and gene therapy strategies to target inflammatory and neurodegenerative neurological conditions.

Publications

276	1952	7.07
TOTAL	IMPACT FACTOR	AVERAGE IMPACT FACTOR

Cell Signaling and Apoptosis

Group Leader: Joan X. Comella Carnicé

team zoom download

Overview | Publications | Main research projects

2	10	4.79
TOTAL	IMPACT FACTOR	AVERAGE IMPACT FACTOR

SELECTED ARTICLES

Sáez, M.E., González-Pérez, A., Hernández-Olasagarre, B., Beà, A., Moreno-Grau, S., de Rojas I., Monté-Rubio, G., Orellana, A., Valero, S., Comella, J.X., Sanchís, D. & Ruiz A.
Genome Wide Meta-Analysis identifies common genetic signatures shared by heart function and Alzheimer's disease.
Sci Rep 9, 16665 doi:10.1038/s41598-019-52724-2
PMID: 31723151
IF: 4.011 (2018)

Oleshkevich E, Morancho A, Saha A, Galenkamp KMO, Grayston A, Crich SG, Alberti D, Protti N, Comella JX, Teixidor F, Rosell A & Viñas C.
Combining magnetic nanoparticles and icosahedral boron clusters in biocompatible inorganic nanohybrids for cancer therapy.
Nanomedicine, 2019 Aug;20:101986. doi: 10.1016/j.nano.2019.03.008
PMID: 31059794
IF: 4.717 (2018)

VIEW ALL PUBLICATIONS >

© FIR-HUVH Fundació Institut de Recerca Hospital Universitari Vall d'Hebron 2019 | Developed by: ondeuev

Infectious Diseases

Overview

The groups of this area aim to improve the outcomes of patients with infectious diseases. The Epidemiology and Public Health group focuses on the epidemiology and prevention of healthcare acquired infections, transmissible infections and on the new vaccines. The Infectious Diseases group focuses on improving the strategies of clinical problems observed in clinical practice. The Microbiology group studies the mechanisms of antimicrobial resistance, pathogenicity, genomic epidemiology and infectious diseases diagnostics. The CRIPS group focuses on developing translational and clinical research in critical care, while the SODIR group works in the areas of sepsis, organ dysfunction and resuscitation. There is also a group focused on clinical research on children's infectious diseases and primary immunodeficiencies. Finally, the CIBBIM-Nanomedicine group Works in the synthesis, characterization and applications of engineered inorganic nanoparticles in the field of infectious diseases.

Publications

260
TOTAL

1322
IMPACT FACTOR

5.08
AVERAGE IMPACT FACTOR

SELECT RESEARCH GROUP

© FIR-HUVH Fundació Institut de Recerca Hospital Universitari Vall d'Hebron 2019 | Developed by: ondeuev

Infectious Diseases

Overview

The groups of this area aim to improve the outcomes of patients with infectious diseases. The Epidemiology and Public Health group focuses on the epidemiology and prevention of healthcare acquired infections, transmissible infections and on the new vaccines. The Infectious Diseases group focuses on improving the strategies of clinical problems observed in clinical practice. The Microbiology group studies the mechanisms of antimicrobial resistance, pathogenicity, genomic epidemiology and infectious diseases diagnostics. The CRIPS group focuses on developing translational and clinical research in critical care, while the SODIR group works in the areas of sepsis, organ dysfunction and resuscitation. There is also a group focused on clinical research on children's infectious diseases and primary immunodeficiencies. Finally, the CIBBIM-Nanomedicine group Works in the synthesis, characterization and applications of engineered inorganic nanoparticles in the field of infectious diseases.

Publications

260 TOTAL | **1322** IMPACT FACTOR | **5.08** AVERAGE IMPACT FACTOR

CIBBIM – Design and pharmacodynamics of nanoparticles

Group Leader: Victor Franco Puntes

team zoom download

Overview | Publications | Main research projects

11 TOTAL | **61** IMPACT FACTOR | **5.53** AVERAGE IMPACT FACTOR

SELECTED ARTICLES

J Patarroyo, JA Delgado, F Merkoçi, A Genç, G Sauthier, J Llorca, J Arbio et al.
Hollow PdAg-CeO 2 heterodimer nanocrystals as highly structured heterogeneous catalysts
Sci Rep. 2019;9(1):18776
doi: 10.1038/s41598-019-55105-x
IF: 3.998

S Carvajal, M Perramón, D Oró, E Casals, G Fernández-Varo, G Casals, et al.
Cerium oxide nanoparticles display antilipogenic effect in rats with non-alcoholic fatty liver disease
Sci Rep. 2019;9(1):12848.
doi: 10.1038/s41598-019-49262-2
IF: 3.998

M Perramon Corominas, S Carvajal, D Oro, E Casals, G Fernandez Varo, et al.
Cerium oxide nanoparticles present antilipogenic and antiinflammatory effects in rats with diet-induced non-alcoholic fatty liver disease
Journal of Hepatology 70(1):e543
doi: 10.1016/S0618-8278(19)31074-6
IF: 14.079

J Ribera, J Rodriguez-Vita, B Cordoba, I Portoles, G Casals, E Casals et al.
Functionalized cerium oxide nanoparticles mitigate the oxidative stress and pro-inflammatory activity associated to the portal vein endothelium of cirrhotic rats
PLoS One. 2019;14(6):e0218716
doi: 10.1371/journal.pone.0218716
IF: 2.740

L Russo, M Sánchez-Purrà, C Rodriguez-Quijada, BM Leonardo et al.
Detection of resistance protein A (MxA) in paper-based immunoassays with surface enhanced Raman spectroscopy with AuAg nanoshells
Nanoscale. 2019;11(22):10819-10827.
doi: 10.1039/c9nr02397f
IF: 6.895

VIEW ALL PUBLICATIONS >

© FIR-HUVH Fundació Institut de Recerca Hospital Universitari Vall d'Hebron 2019 | Developed by: ondeuev

Infectious Diseases

Overview

The groups of this area aim to improve the outcomes of patients with infectious diseases. The Epidemiology and Public Health group focuses on the epidemiology and prevention of healthcare acquired infections, transmissible infections and on the new vaccines. The Infectious Diseases group focuses on improving the strategies of clinical problems observed in clinical practice. The Microbiology group studies the mechanisms of antimicrobial resistance, pathogenicity, genomic epidemiology and infectious diseases diagnostics. The CRIPS group focuses on developing translational and clinical research in critical care, while the SODIR group works in the areas of sepsis, organ dysfunction and resuscitation. There is also a group focused on clinical research on children's infectious diseases and primary immunodeficiencies. Finally, the CIBBIM-Nanomedicine group Works in the synthesis, characterization and applications of engineered inorganic nanoparticles in the field of infectious diseases.

Publications

260 TOTAL | **1322** IMPACT FACTOR | **5.08** AVERAGE IMPACT FACTOR

Epidemiology and Public Health

Group Leader: Magda Campins Martí

team zoom download

Overview | Publications | Main research projects

18 TOTAL | **111** IMPACT FACTOR | **6.17** AVERAGE IMPACT FACTOR

SELECTED ARTICLES

Xavier Martínez-Gómez, Adrian Curran, Magda Campins, Laia Alemany, José Ángel Rodrigo-Pendás, Natalia Borruel , Xavier Castellsagué, Cristina Díaz-de-Heredia, Fernando A Moraga-Llop, Marta Del Pino, Aureli Torné.
Multidisciplinary, Evidence-Based Consensus Guidelines for Human Papillomavirus (HPV) Vaccination in High-Risk Populations, Spain, 2016.
Euro Surveill. 2019 Feb;24(7):1700857.
DOI: 10.2807/1560-7917.ES.2019.24.7.1700857
IF: 7,42

Magda Campins Martí, Blanca Borrás Bermejo, Lluis Armadans Gil.
Infections With Mycobacterium Chimaera and Open Chest Surgery. An Unresolved Problem.
Med Clin (Barc). 2019 Apr 18;152(8):317-323.
DOI: 10.1016/j.medcli.2018.10.013
IF: 1,28

María I Zuluaga, Susana Otero-Romero, Alex Rovira, Santiago Perez-Hoyos, Georgina Arrambide, Laura Negrotto , Ingrid Galán , Jordi Río , Manuel Comabella , Carlos Nos , María Jesús Arévalo , Angela Vidal-Jordana , Joaquin Castilló , Breogán Rodríguez , Luciana Midaglia , Patricia Mulero , Raquel Mitjana , Cristina Auger , Jaume Sastre-Garriga , Xavier Montalban , Mar Tintoré.
Menarche, Pregnancies, and Breastfeeding Do Not Modify Long-Term Prognosis in Multiple Sclerosis.
Neurology. 2019 Mar 26;92(13):e1507-e1516. Epub 2019 Mar.
DOI: 10.1212/WNL.0000000000007178
IF: 8,69

Mir-Cros A, Moreno-Mingorance A, Martín-Gómez MT, Codina G, Cornejo-Sánchez T, Rajadell M, Van Esso D, Rodrigo C, Campins M, Jané M, Pumarola T, Fàbrega A, González-López JJ.
Population dynamincs and antigenic drift of *Bordetella pertussis* following whole cell vaccine replacement, Barcelona, Spain, 1986-2015.
Emerg Microbes Infect. 2019;8(1):1711-1720.
DOI: 10.1080/22221751.2019.1694395.
IF: 6,21

Andrés C, Peremiquel-Trillas P, Gimferrer L, Piñana M, Codina MG, **Rodrigo-Pendás JÁ, Campins-Martí M**, Carmen Martín M, Fuentes F, Rubio S, Pumarola T, Antón A.
Molecular influenza surveillance at a tertiary university hospital during four consecutive seasons (2012-2016) in Catalonia, Spain.
Vaccine. 2019 Apr 24;37(18):2470-2476.
DOI: 10.1016/j.vaccine.2019.03.046.
IF: 3,27

VIEW ALL PUBLICATIONS >

© FIR-HUVH Fundació Institut de Recerca Hospital Universitari Vall d'Hebron 2019 | Developed by: ondeuev

Infectious Diseases

Overview

The groups of this area aim to improve the outcomes of patients with infectious diseases. The Epidemiology and Public Health group focuses on the epidemiology and prevention of healthcare acquired infections, transmissible infections and on the new vaccines. The Infectious Diseases group focuses on improving the strategies of clinical problems observed in clinical practice. The Microbiology group studies the mechanisms of antimicrobial resistance, pathogenicity, genomic epidemiology and infectious diseases diagnostics. The CRIPS group focuses on developing translational and clinical research in critical care, while the SODIR group works in the areas of sepsis, organ dysfunction and resuscitation. There is also a group focused on clinical research on children's infectious diseases and primary immunodeficiencies. Finally, the CIBBIM-Nanomedicine group Works in the synthesis, characterization and applications of engineered inorganic nanoparticles in the field of infectious diseases.

Publications

260 TOTAL | **1322** IMPACT FACTOR | **5.08** AVERAGE IMPACT FACTOR

Shock, Organ Dysfunction and Resuscitation (SODIR)

Group Leader: Ricard Ferrer Roca

team zoom download

Overview | Publications | Main research projects

30 TOTAL | **283** IMPACT FACTOR | **9.44** AVERAGE IMPACT FACTOR

SELECTED ARTICLES

Subirà C, Hernández G, Vázquez A, Rodríguez-García R, González-Castro A, García C, Rubio O, Ventura L, López A, de la Torre MC, Keough E, Arauzo V, Hermosa C, Sánchez C, Tizón A, Tenza E, Laborda C, Cabañes S, Lacueva V, Fernández MM, Arnau A, Fernández R
Effect of Pressure Support vs T-Piece Ventilation Strategies During Spontaneous Breathing Trials on Successful Extubation Among Patients Receiving Mechanical Ventilation: A Randomized Clinical Trial
JAMA. 2019 Jun 11;321(22):2175-2182. doi: 10.1001/jama.2019.7234.
IF: 51,27

Timsit JF, Sonneville R, Kalil AC, Bassetti M, Ferrer R, Jaber S, Lanternier F, Luyt CE, Machado F, Mikulska M, Papazian L, Pène F, Poulakou G, Viscoli C, Wolff M, Zafrani L, Van Delden C.
Diagnostic and therapeutic approach to infectious diseases in solid organ transplant recipients.
Intensive Care Med. 2019 May;45(5):573-591. doi: 10.1007/s00134-019-05597-y
IF: 18,97

Roca O, Caralt B, Messika J, Samper M, Sztrymf B, Hernández G, García-de-Acilu M, Frat JP, Masclans JR, Ricard JD.
An Index Combining Respiratory Rate and Oxygenation to Predict Outcome of Nasal High-Flow Therapy.
Am J Respir Crit Care Med. 2019 Jun 1;199(11):1368-1376. doi: 10.1164/rccm.201803-0589OC.
IF: 16,49

Lorente-Sorolla C, Garcia-Gomez A, Català-Moll F, Toledano V, Ciudad L, Avendaño-Ortiz J, Maroun-Eid C, Martín-Quirós A, Martínez-Gallo M, Ruiz-Sanmartín A, Del Campo ÁG, Ferrer-Roca R, Ruiz-Rodriguez JC, Álvarez-Errico D, López-Collazo E, Ballestar E.
Inflammatory cytokines and organ dysfunction associate with the aberrant DNA methylome of monocytes in sepsis.
Genome Med. 2019 Oct 29;11(1):66. doi: 10.1186/s13073-019-0674-2
IF: 10,89

Dey P, Fabri-Faja N, Calvo-Lozano O, Terborg RA, Belushkin A, Yesilkoy F, Fàbrega A, Ruiz-Rodriguez JC, Ferrer R, González-López JJ, Estévez MC, Altug H, Pruneri V, Lechuga LM.
Label-free Bacteria Quantification in Blood Plasma by a Bioprinted Microarray Based Interferometric Point-of-Care Device.
ACS Sens. 2019 Jan 25;4(1):52-60. doi: 10.1021/acssensors.8b00789.
IF: 6,94

VIEW ALL PUBLICATIONS >

© FIR-HUVH Fundació Institut de Recerca Hospital Universitari Vall d'Hebron 2019 | Developed by: ondeuev

Infectious Diseases

Overview

The groups of this area aim to improve the outcomes of patients with infectious diseases. The Epidemiology and Public Health group focuses on the epidemiology and prevention of healthcare acquired infections, transmissible infections and on the new vaccines. The Infectious Diseases group focuses on improving the strategies of clinical problems observed in clinical practice. The Microbiology group studies the mechanisms of antimicrobial resistance, pathogenicity, genomic epidemiology and infectious diseases diagnostics. The CRIPS group focuses on developing translational and clinical research in critical care, while the SODIR group works in the areas of sepsis, organ dysfunction and resuscitation. There is also a group focused on clinical research on children's infectious diseases and primary immunodeficiencies. Finally, the CIBBIM-Nanomedicine group Works in the synthesis, characterization and applications of engineered inorganic nanoparticles in the field of infectious diseases.

Publications

260 TOTAL

1322 IMPACT FACTOR

5.08 AVERAGE IMPACT FACTOR

Microbiology

Group Leader: Tomàs Pumarola

team zoom download

Overview | Publications | Main research projects

89 TOTAL

314 IMPACT FACTOR

3.53 AVERAGE IMPACT FACTOR

SELECTED ARTICLES

Mir-Cros A, Moreno-Mingorance A, Martin-Gomez MT, Codina G, Cornejo-Sanchez T, Rajadell M, Van Esso D, Rodrigo C, Campins M, Jane M, Pumarola T, Fabrega A, Gonzalez-Lopez JJA.
Population dynamics and antigenic drift of Bordetella pertussis following whole cell vaccine replacement, Barcelona, Spain, 1986-2015.
Emerg Microbes Infect. 2019;8(1):1711-1720.
Doi: 10.1080/22221751.2019.1694395.
IF: 6.21

Sulleiro E, Rando A, Alejo I, Suy A, Gonce A, Rodo C, Torner N, Bardaji A, Fumado V, Soriano-Arandes A, Munoz J, Martinez A, Jane M, Marban-Castro E, Sanchez-Seco MP, Vazquez A, de Ory F, Pumarola T, Martinez MJ.
Screening for Zika virus infection in 1057 potentially exposed pregnant women, Catalonia (northeastern Spain).
Travel Med Infect Dis. 2019 May – Jun;29:69-71.
Doi: 10.1016/j.tmaid.2019.03.006.
IF: 4.87

Andres C, Peremiquel-Trillas P, Gimferrer L, Pinana M, Codina MG, Rodrigo-Pendas JA, Campins-Marti M, Carmen Martin M, Fuentes F, Rubio S, Pumarola T, Anton A.
Molecular influenza surveillance at a tertiary university hospital during four consecutive seasons (2012-2016) in Catalonia, Spain.
Vaccine. 2019 Apr 24;37(18):2470-2476.
Doi: 10.1016/j.vaccine.2019.03.046.
IF: 3.27

Andres C, Vila J, Gimferrer L, Pinana M, Esperalba J, Codina MG, Barnes M, Martin MC, Fuentes F, Rubio S, Alcubilla P, Rodrigo C, Pumarola T, Anton A.
Surveillance of enteroviruses from paediatric patients attended at a tertiary hospital in Catalonia from 2014 to 2017.
J Clin Virol. 2019 Jan;110:29-35.
Doi: 10.1016/j.jcv.2018.11.004.
IF: 3.02

Gimferrer L, Vila J, Pinana M, Andres C, Rodrigo-Pendas JA, Peremiquel-Trillas P, Codina MG, Carmen Martin MD, Esperalba J, Fuentes F, Rubio S, Campins-Marti M, Pumarola T, Anton A.
Virological surveillance of human respiratory syncytial virus A and B at a tertiary hospital in Catalonia (Spain) during five consecutive seasons (2013-2018).
Future Microbiol. 2019 Mar;14:373-381.
Doi: 10.2217/fmb-2018-0261.
IF: 2.75

VIEW ALL PUBLICATIONS >

© FIR-HUVH Fundació Institut de Recerca Hospital Universitari Vall d'Hebron 2019 | Developed by: ondeuev

Infectious Diseases

Overview

The groups of this area aim to improve the outcomes of patients with infectious diseases. The Epidemiology and Public Health group focuses on the epidemiology and prevention of healthcare acquired infections, transmissible infections and on the new vaccines. The Infectious Diseases group focuses on improving the strategies of clinical problems observed in clinical practice. The Microbiology group studies the mechanisms of antimicrobial resistance, pathogenicity, genomic epidemiology and infectious diseases diagnostics. The CRIPS group focuses on developing translational and clinical research in critical care, while the SODIR group works in the areas of sepsis, organ dysfunction and resuscitation. There is also a group focused on clinical research on children's infectious diseases and primary immunodeficiencies. Finally, the CIBBIM-Nanomedicine group Works in the synthesis, characterization and applications of engineered inorganic nanoparticles in the field of infectious diseases.

Publications

260 TOTAL

1322 IMPACT FACTOR

5.08 AVERAGE IMPACT FACTOR

Infectious Diseases

Group Leader: Benito Almirante Gragera

team zoom download

Overview | Publications | Main research projects

106 TOTAL

474 IMPACT FACTOR

4.47 AVERAGE IMPACT FACTOR

SELECTED ARTICLES

Dora Buonfrate, Joaquin Salas-Coronas, José Muñoz, Begoña Trevino Maruri, Paola Rodari, Francesco Castelli, Lorenzo Zammarchi, Leila Bianchi, Federico Gobbi, Teresa Cabezas-Fernández, Ana Requena-Mendez, Gauri Godbole, Ronaldo Silva, Marilena Romero, Peter L Chiodini, Zeno Bisoffi.
Multiple-dose versus single-dose ivermectin for Strongyloides stercoralis infection (Strong Treat 1 to 4): a multicentre, open-label, phase 3, randomised controlled superiority trial
Lancet Infectious Diseases. 2019 Nov;19(11):1181-1190.
DOI: 10.1016/S1473-3099(19)30289-0.
IF: 27.52

Fosbøl Emil, Lawrence P Park, Vivian H Chu, Eugene Athan, Francois Delahaye, Tomas Freiberger, Cristiane Lamas, Jose M Miro, Jacob Strahilevitz, Christophe Tribouilloy, Emanuele Durante-Mangoni, Juan M Pericas, Nuria Fernández-Hidalgo, Francisco Nacinovich, Hussein Rizk, Bruno Barsic, Efthymia Giannitsioti, John P Hurley, Margaret M Hannan, Andrew Wang, ICE-PLUS Investigators
The association between vegetation size and surgical treatment on 6-month mortality in left-sided infective endocarditis
European Heart Journal. 2019 Jul 14;40(27):2243-2251.
DOI: 10.1093/eurheartj/ehz204.
IF: 23.24

Carla Serra-Peinado, Judith Grau-Expósito, Laura Luque-Ballesteros, Antonio Astorga-Gamaza, Jordi Navarro , Jenny Gallego-Rodriguez , Mario Martin, Adrià Curran, Joaquin Burgos, Esteban Ribera, Berta Raventós, Rein Willekens, Ariadna Torrella, Bibiana Planas, Rosa Badía, Felipe Garcia, Josep Castellví, Meritxell Genescà, Vicenç Falcó, Maria J. Buzon.
Expression of CD20 after viral reactivation renders HIV-reservoir cells susceptible to Rituximab
Nature Communications. 2019 Aug 16;10(1):3705
DOI: 10.1038/s41467-019-11556-4.
IF: 11.88

Jon Cantero-Pérez, Judith Grau-Expósito, Carla Serra-Peinado, Daniela A. Rosero, Laura Luque-Ballesteros, Antonio Astorga-Gamaza, Josep Castellví, Tamara Sanhueza, Gustavo Tapia, Belen Lloveras, Marco A. Fernández, Julia G. Prado, Josep M. Solé-Sedeno, Antoni Tarrats, Carla Lecumberri, Laura Mañalich-Barrachina, Cristina Centeno-Mediavilla, Vicenç Falcó, Maria J. Buzon, Meritxell Genescà.
Resident memory T cells are a cellular reservoir for HIV in the cervical mucosa
Nature Communications. 2019 Oct 18;10(1):4739
DOI: 10.1038/s41467-019-12732-2.
IF: 11.88

Zaira R Palacios-Baena, Mercedes Delgado-Valverde, Adoración Valiente Méndez, Benito Almirante, Silvia Gómez-Zorrilla, Núria Borrell, Juan E Corzo, Mercedes Gurguí, Cristina De la Calle, Lara García-Álvarez, Lucía Ramos, Mónica Gozalo, María Isabel Morosini, José Molina, Manuel Causse, Álvaro Pascual, Jesús Rodríguez-Baño.
Impact of de-escalation on prognosis of patients with bacteraemia due to Enterobacteriaceae: a post-hoc analysis from a multicenter prospective cohort
Clinical Infectious Diseases. 2019 Aug 30;69(6):956-962
DOI: 10.1093/cid/ciy1032.
IF: 9.06

VIEW ALL PUBLICATIONS >

© FIR-HUVH Fundació Institut de Recerca Hospital Universitari Vall d'Hebron 2019 | Developed by: ondeuev

Infectious Diseases

Overview

The groups of this area aim to improve the outcomes of patients with infectious diseases. The Epidemiology and Public Health group focuses on the epidemiology and prevention of healthcare acquired infections, transmissible infections and on the new vaccines. The Infectious Diseases group focuses on improving the strategies of clinical problems observed in clinical practice. The Microbiology group studies the mechanisms of antimicrobial resistance, pathogenicity, genomic epidemiology and infectious diseases diagnostics. The CRIPS group focuses on developing translational and clinical research in critical care, while the SODIR group works in the areas of sepsis, organ dysfunction and resuscitation. There is also a group focused on clinical research on children's infectious diseases and primary immunodeficiencies. Finally, the CIBBIM-Nanomedicine group Works in the synthesis, characterization and applications of engineered inorganic nanoparticles in the field of infectious diseases.

Publications

260 TOTAL

1322 IMPACT FACTOR

5.08 AVERAGE IMPACT FACTOR

Infection in Immunocompromised Pediatric Patients

Group Leader: Pere Soler Palacin

team zoom download

Overview | Publications | Main research projects | Patents

34 TOTAL

122 IMPACT FACTOR

3.59 AVERAGE IMPACT FACTOR

SELECTED ARTICLES

Mensa-Vilaró A, Bravo García-Morato M, de la Calle-Martin O, Franco-Jarava C, Martínez-Saavedra MT, González-Granado LI, González-Roca E, Fuster JL, Alsina L, Mutchinick OM, Balderrama-Rodríguez A, Ramos E, Modesto C, Mesa-Del-Castillo P, Ortego-Centeno N, Clemente D, Souto A, Palmou N, Remesal A, Leslie KS, Gómez de la Fuente E, Yadira Bravo Gallego L, Campistol JM, Dhouib NG, Bejaoui M, Dutra LA, Terreri MT, Mosquera C, González T, Cañellas J, García-Ruiz de Morales JM, Wouters CH, Bosque MT, Cham WT, Jiménez-Treviño S, de Inocencio J, Bloomfield M, Pérez de Diego R, Martínez-Pomar N, Rodríguez-Pena R, González-Santesteban C, Soler-Palacín P, Casals F, Yagüe J, Allende LM, Rodríguez-Gallego JC, Colobran R, Martínez-Martínez L, López-Granados E, Aróstegui JI.
Unexpected Relevant Role of Gene Mosaicism in Patients With Primary Immunodeficiency Diseases.
J Allergy Clin Immunol. 2019 Jan;143(1):.359-368.
DOI: 10.1016/j.jaci.2018.09.009.
IF: 14.11

Tesch VK, Abolhassani H, Shadur B, Zobel J, Mareika Y, Sharapova S, Karakoc-Aydiner E, Rivière JG, Garcia-Prat M, Moes N, Haerynck F, Gonzales-Granado LI, Santos Pérez JL, Mukhina A, Shcherbina A, Aghamohammadi A, Hammarström L, Dogu F, Haskologlu S, İkincioğulları AI, Bal SK, Baris S, Kilic SS, Karaca NE, Kutukculer N, Girschick H, Kolios A, Keles S, Uygun V, Stepensky P, Worth A, van Montfrans JM, Peters AMJ, Meyts I, Adeli M, Marzollo A, Padem N, Khojah AM, Chavoshzadeh Z, Stefanija MA, Bakhtiar S, Florkin B, Meeths M, Gamez L, Grimbacher B, Seppänen MR, Lankester A, Gennery AR, Seidel MG. Inborn Errors, Clinical, and Registry Working Parties of the European Society for Blood and Marrow Transplantation (EBMT) and the European Society of Immunodeficiencies (ESID).
Long-term outcome of LRBA deficiency in 76 patients after various treatment modalities as evaluated by the immune deficiency and dysregulation activity (IDDA) score. J Allergy Clin Immunol. 2019 Dec.
DOI: 10.1016/j.jaci.2019.12.896.
IF: 14.11

Basile L, Ciruela P, Requena-Méndez A, Vidal MJ, Dopico E, Martín-Nalda A, Sulleiro E, Gascon J, Jané M; The Working Group Of Congenital Chagas Disease In Catalonia. **Epidemiology of congenital Chagas disease 6 years after implementation of a public health surveillance system, Catalonia, 2010 to 2015.**
Euro Surveill. 2019 Jun;24(26):1900011.
DOI: 10.2807/1560-7917.ES.2019.24.26.19-00011.
IF: 7.42

Rodó C, Suy A, Sulleiro E, Soriano-Arandes A, Maiz N, García-Ruiz I, Arévalo S, Rando A, Anton A, Vázquez Méndez É, Garrido M, Frick A, Rodrigo C, Pumarola T, Carreras E.
Pregnancy outcomes after maternal Zika virus infection in a non-endemic region: prospective cohort study.
Clin Microbiol Infect. 2019 May;25(5):633.e5-633.e9.
DOI: 10.1016/j.cmi.2019.02.008.
IF: 6.43

Henriquez-Camacho C, Serre N, Norman F, Sánchez-Montalvá A, Torrús D, Goikoetxea AJ, Herrero-Martínez JM, Ruiz-Giardín JM, Treviño B, Monge-Maillo B, Molina I, Rodríguez A, García M, López-Vélez R, Pérez-Molina JA; Redivi Study Group.
Clinicoepidemiological characteristics of viral hepatitis in migrants and travellers of the +Redivi network.
Travel Med Infect Dis. 2019 May-Jun;29:51-57.
DOI: 10.1016/j.tmaid.2019.02.001.
IF: 4.87

VIEW ALL PUBLICATIONS >

© FIR-HUVH Fundació Institut de Recerca Hospital Universitari Vall d'Hebron 2019 | Developed by: ondeuev

Infectious Diseases

Overview

The groups of this area aim to improve the outcomes of patients with infectious diseases. The Epidemiology and Public Health group focuses on the epidemiology and prevention of healthcare acquired infections, transmissible infections and on the new vaccines. The Infectious Diseases group focuses on improving the strategies of clinical problems observed in clinical practice. The Microbiology group studies the mechanisms of antimicrobial resistance, pathogenicity, genomic epidemiology and infectious diseases diagnostics. The CRIPS group focuses on developing translational and clinical research in critical care, while the SODIR group works in the areas of sepsis, organ dysfunction and resuscitation. There is also a group focused on clinical research on children's infectious diseases and primary immunodeficiencies. Finally, the CIBBIM-Nanomedicine group Works in the synthesis, characterization and applications of engineered inorganic nanoparticles in the field of infectious diseases.

Publications

260 TOTAL

1322 IMPACT FACTOR

5.08 AVERAGE IMPACT FACTOR

Clinical Research and Innovation in Pneumonia and Sepsis (CRIPS)

Group Leader: Jordi Rello

team zoom download

Overview | Publications | Main research projects

38 TOTAL

204 IMPACT FACTOR

5.38 AVERAGE IMPACT FACTOR

SELECTED ARTICLES

Mazo C, Pont T, Ballesteros MA, López E, Rellán L, Robles JC, Rello J.
Pneumonia versus graft dysfunction as the cause of acute respiratory failure after lung transplant: a 4-year multicentre prospective study in 153 adults requiring intensive care admission.
Eur Respir J. 2019 Oct 1;54(3).
DOI: 10.1183/13993003.01512-2018.
IF: 11.807

Rello J, Alp E, Vandana KE.
Infectious diseases: the 10 common truths I never believed.
Intensive Care Med. 2019 Feb;45(2):243-245.
DOI: 10.1007/s00134-018-5272-z.
IF: 18.967

Tabah A, Bassetti M, Kollef MH, Zahar JR, Paiva JA, Timsit JF, Roberts JA, Schouten J, Giamarellou H, Rello J, De Waele J, Shorr AF, Leone M, Poulakou G, Depuydt P, Garnacho-Montero J.
Antimicrobial de-escalation in critically ill patients: a position statement from a task force of the European Society of Intensive Care Medicine (ESICM) and European Society of Clinical Microbiology and Infectious Diseases (ESCMID) Critically Ill Patients Study Group (ESGCIP).
Intensive Care Med. 2020 Feb ;46(2):245-265.
DOI: 10.1007/s00134-019-05866-w.
IF: 18.967

Welte T, Ingels C, Rello J.
Ten tips for the intensive care management of transplanted lung patients.
Intensive Care Med. 2019 Mar ;45(3):371-373.
DOI: 10.1007/s00134-019-05578-1.
IF: 18.967

Blot S, Antonelli M, Arvaniti K, Blot K, Creagh-Brown B, de Lange D, De Waele J, Deschepper M, Dikmen Y, Dimopoulos G, Eckmann C, Francois G, Girardis M, Koulenti D, Labeau S, Lipman J, Lipovestky F, Maseda E, Montravers P, Mikstacki A, Paiva JA, Pereyra C, Rello J, Timsit JF, Vogelaers D; Abdominal Sepsis Study (AbSeS) group on behalf of the Trials Group of the European Society of Intensive Care Medicine.
Epidemiology of intra-abdominal infection and sepsis in critically ill patients: "AbSeS", a multinational observational cohort study and ESICM Trials Group Project.
Intensive Care Med. 2019 Dec;45(12):1703-1717. doi: 10.1007/s00134-019-05819-3.
IF: 18.967

VIEW ALL PUBLICATIONS >

© FIR-HUVH Fundació Institut de Recerca Hospital Universitari Vall d'Hebron 2019 | Developed by: ondeuev

Digestive and Liver Diseases / Nursing

Overview

The Digestive & Liver Diseases / Nursing research area is composed by three groups, whose main goal is to develop basic and traslational studies on the most frequent and impacting digestive and liver disorders afflicting the general population. In particular, the group of Physiology and Pathophysiology of the Digestive Tract integrates investigations on the function of the gastrointestinal tract including secretion, motility and absorption with cellular, molecular, immune and genetic aspects and their interactions with the microbiota and the brain-gut axis. The Liver Diseases Group deals clinical and basic research in viral hepatitis, liver cirrhosis, liver cancer and also non-alcoholic fatty liver disease and their complications. Finally, our area includes the Multidisciplinar Nursing research group which aims to generate knowledge in the specific area of activity of nurses and collaborate with other health professionals to improve care given to patients.

Publications

106
TOTAL

814
IMPACT FACTOR

7.68
AVERAGE IMPACT FACTOR

SELECT RESEARCH GROUP

Research Areas

Oncology

Vascular Biology and Metabolism (VAM)

Neurosciences

Infectious Diseases

< **Digestive and Liver Diseases / Nursing**

Immunomediated Diseases and Innovative Therapies

Research in Surgery

Obstetrics, Pediatrics and Genetics

© FIR-HUVH Fundació Institut de Recerca Hospital Universitari Vall d'Hebron 2019 | Developed by: ondeuev

Digestive and Liver Diseases / Nursing

Overview

The Digestive & Liver Diseases / Nursing research area is composed by three groups, whose main goal is to develop basic and traslational studies on the most frequent and impacting digestive and liver disorders afflicting the general population. In particular, the group of Physiology and Pathophysiology of the Digestive Tract integrates investigations on the function of the gastrointestinal tract including secretion, motility and absorption with cellular, molecular, immune and genetic aspects and their interactions with the microbiota and the brain-gut axis. The Liver Diseases Group deals clinical and basic research in viral hepatitis, liver cirrhosis, liver cancer and also non-alcoholic fatty liver disease and their complications. Finally, our area includes the Multidisciplinar Nursing research group which aims to generate knowledge in the specific area of activity of nurses and collaborate with other health professionals to improve care given to patients.

Publications

106 TOTAL | **814** IMPACT FACTOR | **7.68** AVERAGE IMPACT FACTOR

Multidisciplinary Nursing Research Group

Group Leader: Esperanza Zuriguel Pérez

team zoom download

Overview | Publications | Main research projects | Patents

7 TOTAL | **11** IMPACT FACTOR | **1.62** AVERAGE IMPACT FACTOR

SELECTED ARTICLES

Via-Clavero G, Guàrdia-Olmos J , Gallart-Vivé E , Arias-Rivera S , Castanera-Duro A , Delgado-Hito P.
Development and initial validation of a theory of planned behaviour questionnaire to assess critical care nurses' intention to use physical restraints.
J Adv Nurs. 2019;75(9):2036-2049
doi:10.1111/jan.14046.
IF: 2.38.

Osorio D, Zuriguel-Pérez E , Romea-Lecumberri S , Tiñena-Amorós M, Martínez-Muñoz M, Barba-Flores A.
Selecting and quantifying low-value nursing care in clinical practice: a questionnaire survey.
J Clin Nurs. 2019; 28(21-22):4053-4061.
doi: 10.1111/jocn.14989
IF:1,76

Marín-Jiménez I , Casellas F , Cortés X , García-Sepulcre M, Juliá Luis Cea-Calvo B , SotoN, Navarro-Correal E, Saldaña R , de Toro J, Galindo M , Orozco-Beltrán D.
The experience of inflammatory bowel disease patients with healthcare: A survey with the IEXPAC.
Medicine (Baltimore); 2019, 98(14):e15044.
doi: 10.1097/MD.0000000000015044.
IF:1,87

Zuriguel-Pérez E , Falcó-Pegueroles A , Agustino-Rodríguez S, Gómez-Martín C, Roldán-Merino J , Lluch-Canut MT.
Clinical nurses's critical thinking level according to sociodemographic and professional variables (Phase II): A correlational study.
J Clin Nurs. 2019; 28(21-22):4053-4061.
doi: 10.1111/jocn.14989
IF:1,67

Sanclemente-Boli T, Ponce-Ruiz S, Álvarez-Lorenzo C, Zuriguel-Pérez E, Tapia-Melenchon R, Ramentol-Sintas M, Villar-Casares MM, Teixidor-Serra J, Molero-García V, Sánchez-Raya J, Lalueza-Broto P, Ginés-Puertas A, Garrido-Clua M, Mestre-Torres J.
Effectiveness of a multidisciplinary educational intervention in patients with hip fracture: SWEET HOME study.
Med Clin (Barc). 2019; 27;153(12):446-453.
doi: 10.1016/j.medcli.2019.02.026
IF:1,76

VIEW ALL PUBLICATIONS >

© FIR-HUVH Fundació Institut de Recerca Hospital Universitari Vall d'Hebron 2019 | Developed by: ondeuev

Digestive and Liver Diseases / Nursing

Overview

The Digestive & Liver Diseases / Nursing research area is composed by three groups, whose main goal is to develop basic and traslational studies on the most frequent and impacting digestive and liver disorders afflicting the general population. In particular, the group of Physiology and Pathophysiology of the Digestive Tract integrates investigations on the function of the gastrointestinal tract including secretion, motility and absorption with cellular, molecular, immune and genetic aspects and their interactions with the microbiota and the brain-gut axis. The Liver Diseases Group deals clinical and basic research in viral hepatitis, liver cirrhosis, liver cancer and also non-alcoholic fatty liver disease and their complications. Finally, our area includes the Multidisciplinar Nursing research group which aims to generate knowledge in the specific area of activity of nurses and collaborate with other health professionals to improve care given to patients.

Publications

106 TOTAL | **814** IMPACT FACTOR | **7.68** AVERAGE IMPACT FACTOR

Physiology and Pathophysiology of the Digestive Tract

Group Leader: Fernando Azpiroz Vidaur

team zoom download

Overview | Publications | Main research projects | Patents

32 TOTAL | **154** IMPACT FACTOR | **4.82** AVERAGE IMPACT FACTOR

SELECTED ARTICLES

Huaman JW, Mego M, Bendezú A, Monrroy H, Samino S, Accarino A, Saperas E, Azpiroz F.
Correction of dyssynergic defecation, but not fiber supplementation, reduces symptoms of functional dyspepsia in patients with constipation in a randomized trial.
Clin Gastroenterol Hepatol. 2019 Dec 4. pii: S1542-3565(19)31388-6.
doi: 10.1016/j.cgh.2019.11.048. Open Access. PMID: 31811952
IF: 7.958

Albert-Bayo M, Paracuellos I, González-Castro AM, Rodríguez-Urrutia A, Rodríguez-Lagunas MJ, Alonso-Cotoner C, Santos J, Vicario M.
Intestinal Mucosal Mast Cells: Key Modulators of Barrier Function and Homeostasis.
Cells. 2019 Feb 8;8(2):135.
doi: 10.3390/cells8020135.
IF: 5,656

Trifan A, Burta O, Tiuca N, Petrisor DC, Lenghel A, Santos J.
Efficacy and safety of Gelsectan for diarrhoea-predominant irritable bowel syndrome: A randomised, crossover clinical trial.
United European Gastroenterol J. 2019 Oct;7(8):1093-1101.
doi: 10.1177/2050640619862721
IF: 3,673

Santiago A, Sanchez E, Clark A, Pozuelo M, Calvo M, Yañez F, Sarrabayrouse G, Perea L, Vidal S, Gallardo A, Guarner C, Soriano G, Manichanh C.
Sequential Changes in the Mesenteric Lymph Node Microbiome and Immune Response during Cirrhosis Induction in Rats.
mSystems. 2019 Feb 19;4(1). pii: e00278-18.
doi: 10.1128/mSystems.00278-18.
IF: 6.51

Lleal M, Sarrabayrouse G, Willamil J, Santiago A, Pozuelo M, Manichanh C.
A single faecal microbiota transplantation modulates the microbiome and improves clinical manifestations in a rat model of colitis.
EBioMedicine. 2019 Oct;48:630-641.
doi: 10.1016/j.ebiom.2019.10.002.
IF: 6.68

VIEW ALL PUBLICATIONS >

© FIR-HUVH Fundació Institut de Recerca Hospital Universitari Vall d'Hebron 2019 | Developed by: ondeuev

Digestive and Liver Diseases / Nursing

Overview

The Digestive & Liver Diseases / Nursing research area is composed by three groups, whose main goal is to develop basic and traslational studies on the most frequent and impacting digestive and liver disorders afflicting the general population. In particular, the group of Physiology and Pathophysiology of the Digestive Tract integrates investigations on the function of the gastrointestinal tract including secretion, motility and absorption with cellular, molecular, immune and genetic aspects and their interactions with the microbiota and the brain-gut axis. The Liver Diseases Group deals clinical and basic research in viral hepatitis, liver cirrhosis, liver cancer and also non-alcoholic fatty liver disease and their complications. Finally, our area includes the Multidisciplinar Nursing research group which aims to generate knowledge in the specific area of activity of nurses and collaborate with other health professionals to improve care given to patients.

Publications

106 TOTAL | **814** IMPACT FACTOR | **7.68** AVERAGE IMPACT FACTOR

Liver Diseases

Group Leader: Joan Genescà Ferrer

team zoom download

Overview | Publications | Main research projects

56 TOTAL | **608** IMPACT FACTOR | **10.86** AVERAGE IMPACT FACTOR

SELECTED ARTICLES

Duan Y, Llorente C, Lang S, Brandl K, Chu H, Jiang L, White RC, Clarke TH, Nguyen K, Torralba M, Shao Y, Liu J, Hernandez-Morales A, Lessor L, Rahman IR, Miyamoto Y, Ly M, Gao B, Sun W, Kiesel R, Hutmacher F, Lee S, Ventura-Cots M, Bosques-Padilla F, Verna EC, Abraldes JG, Brown RS Jr, Vargas V, Altamirano J, Caballeria J, Shawcross DL, Ho SB, Louvet A, Lucey MR, Mathurin P, Garcia-Tsao G, Bataller R, Tu XM, Eckmann L, van der Donk WA, Young R, Lawley TD, Starkel P, Pride D, Fouts DE, Schnabl B
Bacteriophage targeting of gut bacterium attenuates alcoholic liver disease.
Nature. 2019 Nov;575(7783):505-511.
doi: 10.1038/s41586-019-1742-x.
IF: 43.07

Llaneras J, Riveiro-Barciela M, Lens S, Diago M, Cachero A, Garcia-Samaniego J, Conde I, Arencibia A, Arenas J, Gea F, Torras X, Luis Calleja J, Antonio Carrion J, Fernandez I, Maria Morillas R, Miguel Rosales J, Carmona I, Fernandez-Rodriguez , Hernandez-Guerra M, Llerena S, Bernal V, Turnes J, Gonzalez-Santiago JM, Montoliu S, Figueruela B, Badia E, Delgado M, Fernandez-Bermejo M, Inarrairaegui M, Manuel Pascasio J, Esteban R, Marino Z, Buti M
Effectiveness and Safety of Sofosbuvir/Velpatasvir/ Voxilaprevir in Patients with Chronic Hepatitis C Previously Treated with DAAs.
J Hepatol. 2019 Oct;71(4):666-672.
doi: 10.1016/j.jhep.2019.06.002.
IF: 14.911

Villanueva C, Albillos A, Genesca J, Garcia-Pagan JC, Calleja JL, Aracil C, Banares R, Morillas RM, Poca M, Penas B, Augustin S, Abraldes JG, Alvarado E, Torres F, Bosch J
beta blockers to prevent decompensation of cirrhosis in patients with clinically significant portal hypertension (PREDESCI): a randomised, double-blind, placebo-controlled, multicentre trial.
Lancet. 2019 Apr 20;393(10181):1597-1608.
doi: 10.1016/S0140-6736(18)31875-0. Epub 2019 Mar 22.
IF: 59.102

Lazarus JV, Picchio C, Dillon JF, Rockstroh JK, Weis N, Buti M
Too many people with viral hepatitis are diagnosed late – with dire consequences.
Nat Rev Gastroenterol Hepatol. 2019 Aug;16(8):451-452.
doi: 10.1038/s41575-019-0177-z.
IF: 23,57

Moctezuma-Velazquez , Saffioti F, Tasayco-Huaman S, Casu S, Mason A, Roccarina D, Vargas V, Nilsson JE, Tsochatzis E, Augustin S, Montano-Loza AJ, Berzigotti A, Thorburn D, Genesca J, Abraldes JG
Non-invasive Prediction of High-risk Varices in Patients with Primary Biliary Cholangitis and Primary Sclerosing Cholangitis.
Am J Gastroenterol. 2019 Mar;114(3):446-452.
doi: 10.1038/s41395-018-0265-7.
IF: 10,231

VIEW ALL PUBLICATIONS >

© FIR-HUVH Fundació Institut de Recerca Hospital Universitari Vall d'Hebron 2019 | Developed by: ondeuev

Immunomediated Diseases and Innovative Therapies

Overview

The Immunomediated Diseases and Innovative Therapies is a heterogeneous area composed by both translational and clinical research groups which cover fields such as immunology, respiratory and systemic diseases, pharmacology, clinical biochemistry, rheumatology, advanced therapies or transfusional medicine. Its main strength derives precisely from this heterogeneity and the complementarity of the scientific interests and expertise of the different groups, many of which are currently joining efforts and synergizing in a variety of collaborative research projects.

Publications

229	1430	6.25
TOTAL	IMPACT FACTOR	AVERAGE IMPACT FACTOR

SELECT RESEARCH GROUP

© FIR-HUVH Fundació Institut de Recerca Hospital Universitari Vall d'Hebron 2019 | Developed by: ondeuev

Immunomediated Diseases and Innovative Therapies

Overview

The Immunomediated Diseases and Innovative Therapies is a heterogeneous area composed by both translational and clinical research groups which cover fields such as immunology, respiratory and systemic diseases, pharmacology, clinical biochemistry, rheumatology, advanced therapies or transfusional medicine. Its main strength derives precisely from this heterogeneity and the complementarity of the scientific interests and expertise of the different groups, many of which are currently joining efforts and synergizing in a variety of collaborative research projects.

Publications

229 TOTAL

1430 IMPACT FACTOR

6.25 AVERAGE IMPACT FACTOR

Rheumatology

Group Leader: Sara Marsal Barril, Toni Julià

team zoom download

Overview | Publications | Main research projects | Patents

31 TOTAL

204 IMPACT FACTOR

6.58 AVERAGE IMPACT FACTOR

SELECTED ARTICLES

Aterido A, Cañete JD, Tornero J, Blanco F, Fernández-Gutierrez B, Pérez C, Alperi-López M, Olivè A, Corominas H, Martínez-Taboada V, González I, Fernández-Nebro A, Erra A, López-Lasanta M, López Corbeto M, Palau N, Marsal S, Julià A.
A Combined Transcriptomic and Genomic Analysis Identifies a Gene Signature Associated With the Response to Anti-TNF Therapy in Rheumatoid Arthritis.
Front Immunol. 2019 Jul 2;10:1459.
doi: 10.3389/fimmu.2019.01459.
IF: 5.511

Aterido A, Palau N, Domènech E, Nos Mateu P, Gutiérrez A, Gomollón F, Mendoza JL, Garcia-Planella E, Barreiro-de Acosta M, Muñoz F, Vera M, Saro C, Esteve M, Andreu M, Chaparro M, Panés J, García-Sánchez V, López-Lasanta M, Pluma A, Codó L, García-Montero A, Manyé J, Gisbert JP, Marsal S, Julià A.
Genetic association between CD96 locus and immunogenicity to anti-TNF therapy in Crohn's disease.
Pharmacogenomics J. 2019 May 2.
doi: 10.1038/s41397-019-0090-4.
IF: 3.812

Adrià Aterido; Juan D Cañete; Jesús Tornero; Carlos Ferrándiz; José Antonio Pinto; Jordi Gratacós; Rubén Queiró; Carlos Montilla; Juan Carlos Torre Alonso; José J Pérez Venegas; Antonio Fernández Nebro; Santiago Muñoz Fernández; Carlos M González; Daniel Roig; Pedro Zarco; Alba Erra; Jesús Rodríguez; Santos Castañeda; Esteban Rubio; Georgina Salvador; Cesar Díaz Torné; Ricardo Blanco; Alfredo Willisch Domínguez; José Antonio Mosquera; Paloma Vela; Simon Angel Sánchez Fernández; Héctor Corominas; Julio Ramírez; Pablo de la Cueva; Eduardo Fonseca; Emilia Fernández; Lluis Puig; Esteban Dauden; José Luís Sánchez Carazo; José Luís López Estebaranz; David Moreno; Francisco Vanaclocha; Enrique Herrera; Francisco Blanco; Benjamín Fernández Gutiérrez; Antonio González; Carolina Pérez García; Mercedes Alperi López; Alejandro Olivé Marques; Víctor Martínez Taboada; Isidoro González Álvaro; Raimon Sanmartí; Carlos Tomás Roura; Andrés C García Montero; Sílvia Bonàs Guarch; Josep Maria Mercader; David Torrents; Laia Codó; Josep Lluís Gelpí; Mireia López Corbeto; Andrea Pluma; Maria López Lasanta; Raül Tortosa; Nuria Palau; Devin Absher; Richard Myers; Sara Marsal; Antonio Julià
Genetic variation at the glycosaminoglycan metabolism pathway contributes to the risk of psoriatic arthritis but not psoriasis.
Ann Rheum Dis 2019 Mar, 78(3).pii: e214158.
doi10.1136/annrheumdis-2018-214158.
IF: 12.35

Ordi-Ros, J; Sáez-Comet, L; Perez-Conesa, M; Vidal, X; Rierar-Mestre, A; Castro-Salomo, A; Cuquet-Pedragosa, J; Ortiz-Santamaria, V; Mauri-Plana, M.; Solé, C.; Cortés-Hernández J
Rivaroxaban versus Vitamin K Antagonist in Antiphospholipid Syndrome: A randomized non-inferiority trial.
Ann Intern Med. 2019 Nov 19;171(10):685-694.
doi: 10.7326/M19-0291.
IF: 19.384

C Solé; S Domingo; B Ferrer; T Moliné; J Ordi-Ros; J Cortés-Hernández
MicroRNA expression profiling identifies miR-31 and miR-485-3p as regulators in the pathogenesis of Discoid Cutaneous Lupus.
J Invest Dermatol.139 – 1, pp. 51 – 61. 2019
doi: 10.1016/j.jid.2018.07.026.
IF: 6.448

VIEW ALL PUBLICATIONS >

© FIR-HUVH Fundació Institut de Recerca Hospital Universitari Vall d'Hebron 2019 | Developed by: ondeuev

Immunomediated Diseases and Innovative Therapies

Overview

The Immunomediated Diseases and Innovative Therapies is a heterogeneous area composed by both translational and clinical research groups which cover fields such as immunology, respiratory and systemic diseases, pharmacology, clinical biochemistry, rheumatology, advanced therapies or transfusional medicine. Its main strength derives precisely from this heterogeneity and the complementarity of the scientific interests and expertise of the different groups, many of which are currently joining efforts and synergizing in a variety of collaborative research projects.

Publications

229 TOTAL | **1430** IMPACT FACTOR | **6.25** AVERAGE IMPACT FACTOR

Clinical Biochemistry

Group Leader: Francisco Rodríguez Frias

team zoom download

Overview | Publications | Main research projects

20 TOTAL | **88** IMPACT FACTOR | **4.40** AVERAGE IMPACT FACTOR

SELECTED ARTICLES

Karimzadeh H, Kiraithe MM, Oberhardt V, Alizei ES, Bockmann J, Zur Wiesch JS, Budeus B, Hoffmann D, Wedemeyer H, Cornberg M, Krawczyk A, Rashidi-Alavijeh J, Rodriguez-Frias F, Casillas R, Buti M, Smedile A, Alavian SM, Heinold A, Emmerich F, Panning M, Gostick E, Price DA, Timm J, Hofmann M, Raziorrouh B, Thimme R, Protzer U, Roggendorf M, Neumann-Haefelin C
Mutations in Hepatitis D Virus Allow it to Escape Detection by CD8+ T Cells and Evolve at the Population Level.
Gastroenterology. 2019 May;156(6):1820-1833.
doi: 10.1053/j.gastro.2019.02.003.
IF: 19.233

Maggio V, Canovas V, Felix AJ, Gomez V, de Torres I, Semidey ME, Morote J, Noe V, Ciudad CJ, **Paciucci R**
A novel DNA-binding motif in Prostate Tumor Overexpressed-1 (PTOV1) required for the expression of ALDH1A1 and CCNG2 in cancer cells.
Cancer Lett. 2019 Jun 28;452:158-167.
doi: 10.1016/j.canlet.2019.03.019.
IF: 6.508

Biagetti B, Herance JR, **Ferrer R**, Aulinas A, Palomino-Schatzlein , Mesa J, Castano JP, Luque RM, Simo R
Metabolic Fingerprint of Acromegaly and its Potential Usefulness in Clinical Practice.
J Clin Med. 2019 Sep 26;8(10). pii: jcm8101549.
doi: 10.3390/jcm8101549.
IF: 5.688

Rando-Segura A, Buti M, Quer J, **Lopez-Martinez R, Rodriguez-Frias F**
Viral load measurements in individuals with hepatitis C infection: On the EASL Recommendations on Treatment of Hepatitis C 2018.
J Clin Microbiol. 2019 Dec 23;58(1). pii: JCM.01379-19.
doi: 10.1128/JCM.01379-19
IF : 4.959

Lopez-Martinez R, Arias-Garcia A, Rodriguez-Algarra F, Castellote-Belles L, Rando-Segura A, Tarraso-Urios G, Vargas-Acarino E, Montserrat-Lloan I, Blanco-Grau A, Caballero-Garralda A, Ferrer-Costa R, Pumarola-Sunye T, Buti-Ferret M, Esteban-Mur R, Quer J, Casis-Saez E, Rodriguez-Frias F
Significant Improvement in Diagnosis of Hepatitis C Virus Infection by One Step Strategy in a Central Laboratory: An Optimal Tool for Hepatitis C Elimination?
J Clin Microbiol. 2019 Dec 23;58(1). pii: JCM.01815-19.
doi: 10.1128/JCM.01815-19
IF : 4.959

VIEW ALL PUBLICATIONS >

© FIR-HUVH Fundació Institut de Recerca Hospital Universitari Vall d'Hebron 2019 | Developed by: ondeuev

Immunomediated Diseases and Innovative Therapies

Overview

The Immunomediated Diseases and Innovative Therapies is a heterogeneous area composed by both translational and clinical research groups which cover fields such as immunology, respiratory and systemic diseases, pharmacology, clinical biochemistry, rheumatology, advanced therapies or transfusional medicine. Its main strength derives precisely from this heterogeneity and the complementarity of the scientific interests and expertise of the different groups, many of which are currently joining efforts and synergizing in a variety of collaborative research projects.

Publications

229 TOTAL

1430 IMPACT FACTOR

6.25 AVERAGE IMPACT FACTOR

Transfusional Medicine

Group Leader: Rafael Parra López

team zoom download

Overview | Publications | Main research projects

21 TOTAL

108 IMPACT FACTOR

5.16 AVERAGE IMPACT FACTOR

SELECTED ARTICLES

Borràs N, Orriols G, Batlle J, Pérez-Rodríguez A, Fidalgo T, Martinho P, López-Fernández MF, Rodríguez-Trillo Á, Lourés E, Parra R, Altisent C, Cid AR, Bonanad S, Cabrera N, Moret A, Mingot-Castellano ME, Navarro N, Pérez-Montes R, Marcellin S, Moreto A, Herrero S, Soto I, Fernández-Mosteirín N, Jiménez-Yuste V, Alonso N, de Andrés-Jacob A, Fontanes E, Campos R, Paloma MJ, Bermejo N, Berrueco R, Mateo J, Arribalzaga K, Marco P, Palomo Á, Quismondo NC, Iñigo B, Nieto MDM, Vidal R, Martínez MP, Aguinaco R, Tenorio JM, Ferreiro M, García-Frade J, Rodríguez-Huerta AM, Cuesta J, Rodríguez-González R, García-Candel F, Dobón M, Aguilar C, Vidal F, Corrales I.
Unraveling the effect of silent, intronic and missense mutations on *VWF* splicing: contribution of next generation sequencing in the study of mRNA.
Haematologica. 2019 Mar;104(3):587-598.
doi: 10.3324/haematol.2018.203166.
IF: 7.570

Grau-Vorster M, Rodríguez L, Del Mazo-Barbara A, Mirabel C, Blanco M, Codinach M, Gómez SG, Querol S, García-López J, Vives J.
Compliance with Good Manufacturing Practice in the Assessment of Immunomodulation Potential of Clinical Grade Multipotent Mesenchymal Stromal Cells Derived from Wharton's Jelly.
Cells 2019 May 21;8(5).
doi: 10.3390/cells8050484
IF: 4.829

Riveiro-Barciela M, Muñoz-Couselo E, Fernandez-Sojo J, Diaz-Mejia N, Parra-López R, Buti M.
Acute Liver Failure Due to Immune-Mediated Hepatitis Successfully Managed With Plasma Exchange: New Settings Call for New Treatment Strategies?
J Hepatol 2019 Mar;70(3):564-566.
doi: 10.1016/j.jhep.2018.10.020
IF: 18.946

Rudilla F, Franco-Jarava C, Martínez-Gallo M, Garcia-Prat M, Martín-Nalda A, Rivière J, Aguiló-Cucurull A, Mongay L, Vidal F, Solanich X, Irastorza I, Santos-Pérez JL, Tercedor Sánchez J, Cuscó I, Serra C, Baz-Redón N, Fernández-Cancio M, Carreras C, Vagace JM, Garcia-Patos V, Pujol-Borrell R, Soler-Palacín P, Colobran R.
Expanding the Clinical and Genetic Spectra of Primary Immunodeficiency-Related Disorders With Clinical Exome Sequencing: Expected and Unexpected Findings.
FRONT IMMUNOL 2019 Oct 1;10:2325.
doi: 10.3389/fimmu.2019.02325
IF: 6.429

Trucco Boggione C, Nogués N, González-Santesteban C, Mufarrege N, Luján Brajovich M, Mattaloni SM, Leri M, Biondi C, Muñiz-Diaz E, Castilho L, Cotorruelo C.
Characterization of *RHD* locus polymorphism in D negative and D variant donors from Northwestern Argentina
Transfusion. 2019 Oct;59(10):3236-3242.
doi: 10.1111/trf.15504
IF: 3.111

VIEW ALL PUBLICATIONS >

© FIR-HUVH Fundació Institut de Recerca Hospital Universitari Vall d'Hebron 2019 | Developed by: ondeuev

Immunomediated Diseases and Innovative Therapies

Overview

The Immunomediated Diseases and Innovative Therapies is a heterogeneous area composed by both translational and clinical research groups which cover fields such as immunology, respiratory and systemic diseases, pharmacology, clinical biochemistry, rheumatology, advanced therapies or transfusional medicine. Its main strength derives precisely from this heterogeneity and the complementarity of the scientific interests and expertise of the different groups, many of which are currently joining efforts and synergizing in a variety of collaborative research projects.

Publications

229 TOTAL

1430 IMPACT FACTOR

6.25 AVERAGE IMPACT FACTOR

Systemic Diseases

Group Leader: Jaume Alijotas Reig

team zoom download

Overview | Publications | Main research projects

68 TOTAL

403 IMPACT FACTOR

5.93 AVERAGE IMPACT FACTOR

SELECTED ARTICLES

Alijotas-Reig J, Esteve-Valverde E, Ferrer-Oliveras R, Sáez-Comet L, Lefkou E, Mekinian A, Belizna C, Ruffatti A, Tincani A, Marozio L, Espinosa G, Cervera R, Ríos-Garcés R, De Carolis S, Latino O, LLurba E, Chighizola CB, Gerosa M, Pengo V, Lundelin K, Rovere-Querini P, Canti V, Mayer-Pickel K, Reshetnyak T, Hoxha A, Tabacco S, Stojanovich L, Gogou V, Varoudis A, Arnau A, Ruiz-Hidalgo D, Trapé J, Sos L, Stoppani C, Martí-Cañamares A, Farran-Codina I; EUROAPS Study Group.
The European Registry on Obstetric Antiphospholipid Syndrome (EUROAPS): A survey of 1000 consecutive cases.
Autoimmun Rev. 2019 Apr;18(4):406-414.
doi: 10.1016/j.autrev.2018.12.006. Epub 2019 Feb 15.
IF: 7.767

Selva-O'Callaghan A, Ros J, Gil-Vila A, Vila-Pijoan G, Trallero-Araguás E, Pinal-Fernandez I.
Malignancy and myositis, from molecular mimicry to tumor infiltrating lymphocytes.
Neuromuscul Disord. 2019 Nov;29(11):819-825.
doi: 10.1016/j.nmd.2019.09.014. Epub 2019 Sep 26.
IF: 3.115

Calderón-Goercke M, Loricera J, Aldasoro V, Castañeda S, Villa I, Humbría A, Moriano C, Romero-Yuste S, Narváez J, Gómez-Arango C, Pérez-Pampín E, Melero R, Becerra-Fernández E, Revenga M, Álvarez-Rivas N, Galisteo C, Sivera F, Olivé-Marqués A, Álvarez Del Buergo M, Marena-Rojas L, Fernández-López C, Navarro F, Raya E, Galindez-Agirregoikoa E, Arca B, Solans-Laqué R, Conesa A, Hidalgo C, Vázquez C, Román-Ivorra JA, Lluch P, Manrique-Arija S, Vela P, De Miguel E, Torres-Martín C, Nieto JC, Ordas-Calvo C, Salgado-Pérez E, Luna-Gomez C, Toyos-Sáenz de Miera FJ, Fernández-Llanio N, García A, Larena C, Palmou-Fontana N, Calvo-Río V, Prieto-Peña D, González-Vela C, Corrales A, Varela-García M, Aurrecoechea E, Dos Santos R, García-Manzanares Á, Ortego N, Fernández S, Ortiz-Sanjuán F, Corteguera M, Hernández JL, González-Gay MÁ, Blanco R.
Tocilizumab in giant cell arteritis. Observational, open-label multicenter study of 134 patients in clinical practice.
Semin Arthritis Rheum. 2019 Aug;49(1):126-135.
doi: 10.1016/j.semarthrit.2019.01.003
IF: 4.751

Callejas-Moraga EL, Guillén-Del-Castillo A, Marín-Sánchez AM, Roca-Herrera M, Balada E, Tolosa-Vilella C, Fonollosa-Pla V, Simeón-Aznar CP.
Clinical features of systemic sclerosis patients with anti-RNA polymerase III antibody in a single centre in Spain.
Clin Exp Rheumatol. 2019 Jul-Aug;37 Suppl 119(4):41-48. Epub 2019 Feb 11.
IF: 3.319

Martínez-Valle F, Riveiro-Barciela M, Salcedo MT, Merino-Casabiel X, Fernández-Codina A, Torres I, Esteban R, Buti M.
Sclerosing Cholangitis Related to IgG4: Not Always a Curable Entity.
Ann Hepatol. 2019 Jan-Feb;18(1):215-219.
doi: 10.5604/01.3001.0012.7916.
IF: 2.125

VIEW ALL PUBLICATIONS >

© FIR-HUVH Fundació Institut de Recerca Hospital Universitari Vall d'Hebron 2019 | Developed by: ondeuev

Immunomediated Diseases and Innovative Therapies

Overview

The Immunomediated Diseases and Innovative Therapies is a heterogeneous area composed by both translational and clinical research groups which cover fields such as immunology, respiratory and systemic diseases, pharmacology, clinical biochemistry, rheumatology, advanced therapies or transfusional medicine. Its main strength derives precisely from this heterogeneity and the complementarity of the scientific interests and expertise of the different groups, many of which are currently joining efforts and synergizing in a variety of collaborative research projects.

Publications

229 TOTAL

1430 IMPACT FACTOR

6.25 AVERAGE IMPACT FACTOR

Pneumology

Group Leaders: Mª Jesús Cruz Carmona and Jaume Ferrer Sancho

team zoom download

Overview | Publications | Main research projects

71 TOTAL

495 IMPACT FACTOR

6.97 AVERAGE IMPACT FACTOR

SELECTED ARTICLES

Ojanguren I, Morell F, Ramon MA, Villar A, Romero C, Cruz MJ, Munoz X.
Long-term outcomes in chronic hypersensitivity pneumonitis.
Allergy 2019;74(5):944-952.
doi: 10.1111/all.13692.
IF: 8.706

Masa JF, Mokhlesi B, Benitez I, Gomez de Terreros FJ, Sanchez-Quiroga MA, Romero A, Caballero-Eraso C, Teran-Santos J, Alonso-Alvarez ML, Troncoso MF, Gonzalez M, Lopez-Martin S, Marin JM, Marti S, Diaz-Cambriles T, Chiner E, Egea C, Barca J, Vazquez-Polo FJ, Negrin MA, Martel-Escobar M, Barbe F, Corral J, Fernandez G, Ordax-Carbajo E, Gonzalez-Mangado N, Gomez-Garcia T, Martinez-Martinez MA, Ojeda-Castillejo E, Lopez Padilla D, Carrizo SJ, Gallego B, Pallero M, Romero O, Ramon MA, Arias E, Munoz-Mendez J, Senent C, Sancho-Chust JN, Navarro Soriano NB, Barrot E, Benitez JM, Sanchez-Gomez J, Golpe R, Santiago-Recuerda A, Gomez S, Bengoa M.
Long-term clinical effectiveness of continuous positive airway pressure therapy versus non-invasive ventilation therapy in patients with obesity hypoventilation syndrome: a multicentre, open-label, randomised controlled trial.
Lancet 2019;393(10182):1721-1732.
DOI: 10.1016/S0140-6736(18)32978-7
IF: 59,102

Peghin M, Los-Arcos I, Hirsch HH, Codina G, Monforte V, Bravo C, Berastegui C, Jauregui A, Romero L, Cabral E, Ferrer R, Sacanell J, Roman A, Len O, Gavalda J.
Community-acquired respiratory viruses are a risk factor for chronic lung allograft dysfunction.
Clin Infect Dis 2019;69(7):1192-1197.
DOI: 10.1093/cid/ciy1047
IF: 9,055.

Dhar R, Singh S, Talwar D, Mohan M, Tripathi SK, Swarnakar R, Trivedi S, Rajagopala S, D'Souza G, Padmanabhan A, Baburao A, Mahesh PA, Ghewade B, Nair G, Jindal A, Jayadevappa GDH, Sawhney H, Sarmah KR, Saha K, Anantharaj S, Khanna A, Gami S, Shah A, Shah A, Dutt N, Garg H, Vyas S, Venugopal K, Prasad R, Aleemuddin NM, Karmakar S, Singh V, Jindal SK, Sharma S, Prajapat D, Chandrashekaria S, McDonnell MJ, Mishra A, Rutherford R, Ramanathan RP, Goeminne PC, Vasudev P, Dimakou K, Crichton ML, Jayaraj BS, Kungwani R, Das A, Sawhney M, Polverino E, Torres A, Gulecha NS, Shteinberg M, De Soyza A, Mangala A, Shah P, Chauhan NK, Jajodia N, Singhal A, Batra S, Hasan A, Limaye S, Salvi S, Aliberti S, Chalmers JD.
Bronchiectasis in India: results from the European Multicentre Bronchiectasis Audit and Research Collaboration (EMBARC) and Respiratory Research Network of India Registry.
Lancet Glob Health 2019;7(9):e1269-e1279.
DOI: 10.1016/S2214-109X(19)30327-4
IF: 15,873.

Miravitlles M, Chorostowska-Wynimko, Ferrarotti I, McElvaney NG, O'Hara K, Stolk J, Stockley RA, Turner A, Wilkens M, Greulich T, Greulich T, Miravitlles M, Chorostowska-Wynimko, Ferrarotti I, McElvaney NG, O'Hara K, Stolk J, Stockley RA, Turner A, Wilkens M, Corsico A, Corda L, Sucena M, Barrecheguren M, Esquinas C, Parr D, Lara B, Mahadeva R, Chlumsky J, Janciauskiene S, Bals R, Seersholm N, Kohler M, Clarenbach C, Altraja A, Jenssens W, Gouder C, Hecimovic A, Dudvarski A, Krams A, Ulmeanu R, Zaharie A, Mornex JF, Yorgancioglu A, Schmid-Scherzer K, Tanash H, Mazulov O, Ivanov Y. The European Alpha-1 Research Collaboration (EARCO): a new ERS Clinical Research Collaboration to promote research in alpha-1 antitrypsin deficiency.
Eur Respir J 2019;53(2).
DOI: 10.1183/13993003.00138-2019
IF: 11,807

VIEW ALL PUBLICATIONS >

© FIR-HUVH Fundació Institut de Recerca Hospital Universitari Vall d'Hebron 2019 | Developed by: ondeuev

Immunomediated Diseases and Innovative Therapies

Overview

The Immunomediated Diseases and Innovative Therapies is a heterogeneous area composed by both translational and clinical research groups which cover fields such as immunology, respiratory and systemic diseases, pharmacology, clinical biochemistry, rheumatology, advanced therapies or transfusional medicine. Its main strength derives precisely from this heterogeneity and the complementarity of the scientific interests and expertise of the different groups, many of which are currently joining efforts and synergizing in a variety of collaborative research projects.

Publications

229 TOTAL

1430 IMPACT FACTOR

6.25 AVERAGE IMPACT FACTOR

Diagnostic Immunology

Group Leader: Ricardo Pujol Borrell

team zoom download

17 TOTAL

97 IMPACT FACTOR

5.68 AVERAGE IMPACT FACTOR

SELECTED ARTICLES

Mensa-Vilaró A, Bravo García-Morato M, de la Calle-Martin O, Franco-Jarava C, Martínez-Saavedr MT, González-Granado LI, González-Roca E, Fuster J L., Alsina L, Mutchinick OM, Balderrama-Rodríguez A, Ramos E, Modesto, C, Mesa-del-Castillo, P, Ortego-Centeno, N, Clemente, D, Souto A, Palmou, N, Remesal A., Leslie KS, Gómez de la Fuente E, Bravo Gallego LY, Campistol JM, Guirat Dhouib N, Bejaoui M, Almeida Dutra L, Terreri MT, Mosquera C, González T, Cañellas J, García-Ruiz de Morales, Wouters CH, Bosque MT, Cham WT,i Jiméenez-Treviño S, de Inocencio J, Bloomfield M, Pérez de Diego R Martínez-Pomar N, Rodríguez-Pena R, González-Santesteban C, Soler-Palacín P, Casals F, Yague J, Allende L, Rodríguez-Gallego JC, Colobran R, Martíinez-Martíinez L, López-Granados E, Aróstegui, JI.
Unexpected relevant role of gene mosaicism in patients with primary immunodeficiency diseases.
J Allergy Clin Immunol. 2019 Jan;143(1):359-368
doi.org/10.1016/j.jaci.2018.09.009
IF: 14.11

Lorente-Sorolla C., Garcia-Gomez, A., Català-Moll, F., Toledano, V., Ciudad, L., Avendaño-Ortiz, J., Maroun-Eid, C., Martín-Quirós, A., Martínez-Gallo, M., Ruiz-Sanmartín, A., del Campo, Á. G., Ferrer-Roca, R., Ruiz-Rodriguez, J. C., Álvarez-Errico, D., López-Collazo, E., & Ballestar, E. (2019). **Inflammatory cytokines and organ dysfunction associate with the aberrant DNA methylome of monocytes in sepsis.**
Genome Medicine, 2019, oct 11(1), 66.
doi.org/10.1186/s13073-019-0674-2
IF: 10.89Rudilla F, Franco-Jarava C, Martínez-Gallo M, Garcia-Prat M, Martín-Nalda A, Rivière J, Aguiló-Cucurull A, Mongay L, Vidal F, Solanich X, Irastorza I, Santos-Pérez J L, Tercedor Sánchez J, Cuscó I, Serra C, Baz-Redón, N, Fernández-Cancio M, Carreras C, Vagace JM, Garcia-Patos V, Pujol-Borrell R, Soler-Palacin P, Colobran R.
Expanding the Clinical and Genetic Spectra of Primary Immunodeficiency-Related Disorders With Clinical Exome Sequencing: Expected and Unexpected Findings.
Frontiers in Immunology, 2019 10 (Oct), 2325
doi.org/10.3389/fimmu.2019.02325
IF: 4.72

Álvarez-Sierra D, Marín-Sánchez A, Ruiz-Blázquez P, de Jesús Gil C., Iglesias-Felip C., González, Ó, Casteras A., Costa RF, Nuciforo P, Colobran R, Pujol-Borrell, R.
Analysis of the PD-1/PD-L1 axis in human autoimmune thyroid disease: Insights into pathogenesis and clues to immunotherapy associated thyroid autoimmunity.
Journal of Autoimmunity, 2019 Sep: 103, 102285.
10.1016/j.jaut.2019.05.013
IF: 7.54

Marín-Sánchez A, Álvarez-Sierra D, González, O, Lucas-Martin A., Sellés-Sánchez A, Rudilla F, Enrich E, Colobran R, & Pujol-Borrell R. (2019). **Regulation of TSHR Expression in the Thyroid and Thymus May Contribute to TSHR Tolerance Failure in Graves' Disease Patients via Two Distinct Mechanisms.**
Frontiers in Immunology, 2019 July: 10, 1695.
doi.org/10.3389/fimmu.2019.01695
IF: 4.72

VIEW ALL PUBLICATIONS >

© FIR-HUVH Fundació Institut de Recerca Hospital Universitari Vall d'Hebron 2019 | Developed by: ondeuev

Immunomediated Diseases and Innovative Therapies

Overview

The Immunomediated Diseases and Innovative Therapies is a heterogeneous area composed by both translational and clinical research groups which cover fields such as immunology, respiratory and systemic diseases, pharmacology, clinical biochemistry, rheumatology, advanced therapies or transfusional medicine. Its main strength derives precisely from this heterogeneity and the complementarity of the scientific interests and expertise of the different groups, many of which are currently joining efforts and synergizing in a variety of collaborative research projects.

Publications

229	1430	6.25
TOTAL	IMPACT FACTOR	AVERAGE IMPACT FACTOR

Clinical Pharmacology

Group Leader: Luisa Ibáñez

team zoom download

Overview | Publications | Main research projects

12	73	6.08
TOTAL	IMPACT FACTOR	AVERAGE IMPACT FACTOR

SELECTED ARTICLES

Ibáñez L, Sabaté M, Vidal X, Ballarin E, Rottenkolber M, Schmiedl S, Heeke A, Huerta C, Martin Merino E, Montero D, Leon-Muñoz LM, Gasse C, Moore N, Droz C, Lassalle R, Aakjaer M, Andersen M, De Bruin ML, Groenwold R, van den Ham HA, Souverein P, Klungel O, Gardarsdottir H.
Incidence of direct oral anticoagulant use in patients with nonvalvular atrial fibrillation and characteristics of users in 6 European countries (2008-2015): A cross-national drug utilization study.
Br J Clin Pharmacol. 2019 Nov;85(11):2524-2539.
doi: 10.1111/bcp.14071
IF: 3.867

Gomez-Lumbreras A, Ferrer P, Ballarín E, Sabaté M, Vidal X, Andretta M, Coma A, Ibáñez L.
Study of antidepressant use in 5 European settings. Could economic, sociodemographic and cultural determinants be related to their use?
J Affect Disord. 2019 Apr 15;249:278-285.
doi: 10.1016/j.jad.2019.01.039.
IF: 4.084

Iglesias-López C, Obach M, Vallano A, Agustí A, Montané J.
Hurdles of environmental risk assessment procedures for advanced therapy medicinal products: Comparison between European Union and United States.
Crit Rew Toxicol 2019.
doi: 10:1080/10408444.2019.1689380.
IF: 4.710

Ordi-Ros J, Sáez-Comet L, Pérez-Conesa M, Vidal X, Riera-Mestre A, Castro-Salomó A, Cuquet-Pedragosa J, Ortiz-Santamaría V, Mauri-Plana M, Solé C, Cortés-Hernández J.
Rivaroxaban versus vitamin K antagonist in antiphospholipid syndrome.
Ann Intern Med 2019.
doi:10.7326/M19-0291.
IF: 21.317

Iglesias-López C, Agustí A, Obach M, Vallano A.
Regulatory framework for advanced therapy medicinal products in Europe and United States.
Front Pharmacol 2019;10:1-14.
doi: 10.3389/fphar.2019.00921
IF: 4.225

VIEW ALL PUBLICATIONS >

Research Areas

Oncology

Vascular Biology and Metabolism (VAM)

Neurosciences

Infectious Diseases

Digestive and Liver Diseases / Nursing

< **Immunomediated Diseases and Innovative Therapies**

Research in Surgery

Obstetrics, Pediatrics and Genetics

© FIR-HUVH Fundació Institut de Recerca Hospital Universitari Vall d'Hebron 2019 | Developed by: ondeuev

Immunomediated Diseases and Innovative Therapies

Overview

The Immunomediated Diseases and Innovative Therapies is a heterogeneous area composed by both translational and clinical research groups which cover fields such as immunology, respiratory and systemic diseases, pharmacology, clinical biochemistry, rheumatology, advanced therapies or transfusional medicine. Its main strength derives precisely from this heterogeneity and the complementarity of the scientific interests and expertise of the different groups, many of which are currently joining efforts and synergizing in a variety of collaborative research projects.

Publications

229	1430	6.25
TOTAL	IMPACT FACTOR	AVERAGE IMPACT FACTOR

Gene and Cell Therapy

Group Leader: Jordi Barquinero Mañez



team zoom download

Overview | Publications | Main research projects

1	31	30.64
TOTAL	IMPACT FACTOR	AVERAGE IMPACT FACTOR

SELECTED ARTICLES

Río P, Navarro S, Wang W, Sánchez-Domínguez R, Pujol RM, Segovia JC, Bogliolo M, Merino E, Wu N, Salgado R, Lamana ML, Yañez RM, Casado JA, Giménez Y, Román-Rodríguez FJ, Álvarez L, Alberquilla O, Raimbault A, Guenechea G, Lozano ML, Cerrato L, Hernando M, Gálvez E, Hladun R, Giralt I, Barquinero J, Galy A, García de Andoín N, López R, Catalá A, Schwartz JD, Surrallés J, Soulier J, Schmidt M, Díaz de Heredia C, Sevilla J, Bueren JA.
Successful engraftment of gene-corrected hematopoietic stem cells in non-conditioned patients with Fanconi anemia.
Nat Med. 2019 Sep;25(9):1396-1401.
DOI: 10.1038/s41591-019-0550-z.
IF: 22,66

VIEW ALL PUBLICATIONS >

Research Areas

Oncology

Vascular Biology and Metabolism (VAM)

Neurosciences

Infectious Diseases

Digestive and Liver Diseases / Nursing

< Immunomediated Diseases and Innovative Therapies

Research in Surgery

Obstetrics, Pediatrics and Genetics

© FIR-HUVH Fundació Institut de Recerca Hospital Universitari Vall d'Hebron 2019 | Developed by: ondeuev

Research in Surgery

Overview

The area of Research in Surgery includes more than 50 investigators distributed in five groups of research focused respectively on general and thoracic surgery, cranio-maxillofacial surgery, spinal disorders, skeletal reconstructive surgery and musculoskeletal tissue engineering. Their activity combines basic and clinical research together with robotics and virtual surgical planning. Their aims are to advance in the understanding of the causes and mechanisms underlying surgical pathologies, to deliver new knowledge and better integrated patient-centered solutions, improving surgical care and outcomes.

Publications

93	360	3.87
TOTAL	IMPACT FACTOR	AVERAGE IMPACT FACTOR

SELECT RESEARCH GROUP

Research Areas

Oncology

Vascular Biology and Metabolism (VAM)

Neurosciences

Infectious Diseases

Digestive and Liver Diseases / Nursing

Immunomediated Diseases and Innovative Therapies

< Research in Surgery

Obstetrics, Pediatrics and Genetics

© FIR-HUVH Fundació Institut de Recerca Hospital Universitari Vall d'Hebron 2019 | Developed by: ondeuev

Research in Surgery

Overview

The area of Research in Surgery includes more than 50 investigators distributed in five groups of research focused respectively on general and thoracic surgery, cranio-maxillofacial surgery, spinal disorders, skeletal reconstructive surgery and musculoskeletal tissue engineering. Their activity combines basic and clinical research together with robotics and virtual surgical planning. Their aims are to advance in the understanding of the causes and mechanisms underlying surgical pathologies, to deliver new knowledge and better integrated patient-centered solutions, improving surgical care and outcomes.

Publications

93	360	3.87
TOTAL	IMPACT FACTOR	AVERAGE IMPACT FACTOR

Emerging Research Group of Physical Medicine and Rehabilitation

Group Leader: Lluïsa Montesinos Magraner

team zoom download

Overview | Publications | Main research projects

7	15	2.09
TOTAL	IMPACT FACTOR	AVERAGE IMPACT FACTOR

SELECTED ARTICLES

Rubio- Ballester B, Maier M, Cameirao M, Bermudez S, Duarte E, Cuxart A, Rodriguez S, Verschure P.
A critical time window for recovery extends beyond one-year post-stroke.
J Neurophysiol. 2019 Jul 1;122(1):350-357.
doi: 10.1152/jn.00762.2018.
IF 2.614

Morales J, Yáñez A, Fernández-González L, Montesinos-Magraner L, Marco-Ahulló A, Solana-Tramunt M, Calvete E.
Stress and autonomic response to sleep deprivation in medical residents: A comparative cross-sectional study.
PLoS One. 2019 Apr 4;14(4):e0214858.
doi: 10.1371/journal.pone.0214858.
IF: 2.740

Hoyos O, Ballester-Plané J, Leiva D, Ribas T, Miralbell J, Torroja-Nualart C, Russi ME, Toro-Tamargo E, Meléndez-Plumed M, Gimeno F, Macaya A, Pueyo R.
Executive function and general intellectual functioning in dyskinetic cerebral palsy: Comparison with spastic cerebral palsy and typically developing controls.
Laporta- Eur J Paediatr Neurol. 2019 Jul;23(4):546-559.
doi: 10.1016/j.ejpn.2019.05.010.
IF: 2.496

HEALTH Investigators, Bhandari M, Einhorn TA, Guyatt G, Schemitsch EH, Zura RD, Sprague S, Frihagen F, Guerra-Farfán E, Kleinlugtenbelt YV, Poolman RW, Rangan A, Bzovsky S, Heels-Ansdell D, Thabane L, Walter SD, Devereaux PJ.
Total Hip Arthroplasty or Hemiarthroplasty for Hip Fracture
N Engl J Med. 2019 Dec 5;381(23):2199-2208.
doi: 10.1056/NEJMoa1906190.
IF: 74.699

HIP ATTACK Investigators.
Accelerated surgery versus standard care in hip fracture (HIP ATTACK): an international, randomised, controlled trial.
Lancet. 2020 Feb 29;395(10225):698-708.
doi: 10.1016/S0140-6736(20)30058-1.
IF: 60.392

VIEW ALL PUBLICATIONS >

© FIR-HUVH Fundació Institut de Recerca Hospital Universitari Vall d'Hebron 2019 | Developed by: ondeuev

Research in Surgery

Overview

The area of Research in Surgery includes more than 50 investigators distributed in five groups of research focused respectively on general and thoracic surgery, cranio-maxillofacial surgery, spinal disorders, skeletal reconstructive surgery and musculoskeletal tissue engineering. Their activity combines basic and clinical research together with robotics and virtual surgical planning. Their aims are to advance in the understanding of the causes and mechanisms underlying surgical pathologies, to deliver new knowledge and better integrated patient-centered solutions, improving surgical care and outcomes.

Publications

93 TOTAL

360 IMPACT FACTOR

3.87 AVERAGE IMPACT FACTOR

CIBBIM – Nanomedicine. New Technologies and Craniofacial Microsurgery

Group Leader: Coro Bescós Atin

team zoom download

Overview | Publications | Main research projects

2 TOTAL

3 IMPACT FACTOR

1.62 AVERAGE IMPACT FACTOR

SELECTED ARTICLES

Camargo, J.F.; Valls-Ontañon, A.; Hernández-Losa, J.; simkins J.; Anjan S.; Somoza López de Haro, Guerra G.; Ramón y Cajal, S.; Vianna R.; Bescós-Atín, C.; Salama, S.; Albright, C.; Munill-Ferrer, M.; Alberola Ferranti, M.; Shipman, E.; Montoya, J.; Morris, M.I.; Abbo, L.M.
Impact of human pailloma virus in patients with oral and oropharyngeal squamous cell carcinomas.
Med Clin (Barc). 2019 Mar 1; 152(5):174-180.
DOI: 10.1016/j.medcli.2018.05.015.
IF: 1,168

Bordonaba-Leiva, S.; Gómez-Duran, E.L.; Balibrea, J.M.; Benet-Trave, J.; Martin-Fumado, C.; Bescós Atín, C.; Mareque-Bueno, J.; Arimany-Manso, J.
Twenty four years of oral and maxillofacial surgery malpractice claims in Spain: patient safety lessons to learn.
Oral and maxillofacial Surg. 2019 Jun; 23(2): 187-192.
DOI: 10.1007/s10006-019-00756-3.
IF: 0

Knipfer, C.; Wagner, F.; Knipfer, K.; Millesi, G.; Acero, J.; Hueto, J.A.; Nkenke, E.
Learner's acceptance of a webinar for continuing medical education.
Int J Oral Maxillofac Surg. 2019 Jun;48(6):841-846
DOI: 10.1016/j.ijom.2018.11.010
IF: 1,961

Vilallonga, R.; Mazarro, A.; Rodríguez-Luna, M.R.; Caubet, E.; Fort, J.M.; Armengol, M.; Guirao, X.
Massive necrotizing fasciitis: a life threatening entity.
J Surg Case Rep. 2019 Nov 5; 2019(11): rjz269.
DOI: 10.1093/jscr/rjz269.
IF: 0

VIEW ALL PUBLICATIONS >

© FIR-HUVH Fundació Institut de Recerca Hospital Universitari Vall d'Hebron 2019 | Developed by: ondeuev

Research in Surgery

Overview

The area of Research in Surgery includes more than 50 investigators distributed in five groups of research focused respectively on general and thoracic surgery, cranio-maxillofacial surgery, spinal disorders, skeletal reconstructive surgery and musculoskeletal tissue engineering. Their activity combines basic and clinical research together with robotics and virtual surgical planning. Their aims are to advance in the understanding of the causes and mechanisms underlying surgical pathologies, to deliver new knowledge and better integrated patient-centered solutions, improving surgical care and outcomes.

Publications

93	360	3,87
TOTAL	IMPACT FACTOR	AVERAGE IMPACT FACTOR

Reconstructive Surgery of the Locomotor System

Group Leader: Joan Minguell Monyart

team zoom download

Overview | Publications | Main research projects

14	104	7.40
TOTAL	IMPACT FACTOR	AVERAGE IMPACT FACTOR

SELECTED ARTICLES

Bhandari M, Einhorn TA, Guyatt G, Schemitsch EH, Zura RD, Sprague S, Frihagen F, Guerra-Farfan E, Kleinlugtenbelt YV, Poolman RW, Rangan A, Bzovsky S, Heels-Ansdell D, Thabane L, Walter SD, Devereaux PJ.
Total Hip Arthroplasty or Hemiarthroplasty for Hip Fracture.
N Engl J Med. 2019 Dec 5;381(23):2199-2208.
doi: 10.1056/NEJMoa1906190. Epub 2019 Sep 26.
IF: 70,67

Borges FK, Bhandari M, Patel A, Avram V, Guerra-Farfan E, Sigamani A, Umer M, Tiboni M, Adili A, Neary J, Tandon V, Sancheti PK, Lawendy A, Jenkinson R, Ramokgopa M, Biccard BM, Szczeklik W, Wang CY, Landoni G, Forget P, Popova E, Wood G, Nabi Nur A, John B, Sleczka P, Feibel RJ, Balaguer-Castro M, Deheshi B, Winemaker M, de Beer J, Kolesar R, Teixidor-Serra J, Tomas-Hernandez J, McGillion M, Shanthanna H, Moppett I, Vincent J, Pettit S, Harvey V, Gauthier L, Alvarado K, Devereaux PJ.
Rationale and design of the HIP fracture Accelerated surgical TreaTment And Care tracK (HIP ATTACK) Trial: a protocol for an international randomised controlled trial evaluating early surgery for hip fracture patients.
BMJ Open. 2019 May 1;9(4):e028537. doi: 10.1136/bmjopen-2018-028537.
IF: 2,413

Busquets R, Sanchez-Raya J, Sallent A, Maled I, Duarri G.
Proximal medial gastrocnemius release: Muscle strength evaluation.
Foot Ankle Surg. 2019 Dec 7. pii: S1268-7731(19)30206-1.
doi: 10.1016/j.fas.2019.10.013.
IF: 1,363

Rafael A, Mireia R, Jose Maria G, Victoria M, Angelica M, Noelia V, Claudia Erica D, Rosa Maria A, Francesca R, Patricia G, Domingo B, Jose M, Angela MG, Maria Jose MZ.
Evaluation of a strategy to shorten the time to surgery in patients on antiplatelet therapy with a proximal femur fracture (AFFEcT Study: Study protocol for a multicenter randomized controlled clinical trial.
doi: 10.1097/MD.0000000000016316
IF: 2,028

VIEW ALL PUBLICATIONS >

© FIR-HUVH Fundació Institut de Recerca Hospital Universitari Vall d'Hebron 2019 | Developed by: ondeuev

Research in Surgery

Overview

The area of Research in Surgery includes more than 50 investigators distributed in five groups of research focused respectively on general and thoracic surgery, cranio-maxillofacial surgery, spinal disorders, skeletal reconstructive surgery and musculoskeletal tissue engineering. Their activity combines basic and clinical research together with robotics and virtual surgical planning. Their aims are to advance in the understanding of the causes and mechanisms underlying surgical pathologies, to deliver new knowledge and better integrated patient-centered solutions, improving surgical care and outcomes.

Publications

93	360	3.87
TOTAL	IMPACT FACTOR	AVERAGE IMPACT FACTOR

Musculoskeletal Tissue Engineering

Group Leader: Màrius Aguirre Canyadell



team zoom download

Overview | Publications | Main research projects | Patents

15	69	4.61
TOTAL	IMPACT FACTOR	AVERAGE IMPACT FACTOR

SELECTED ARTICLES

Grau-Vorster M, Rodríguez L, Del Mazo-Bárbara A, Mirabel C, Blanco M, Codinach M, Gómez SG, Querol S, Garcia-López J, Vives J.
Compliance with Good Manufacturing Practice in the Assessment of Immunomodulation Potential of Clinical Grade Multipotent Mesenchymal Stromal Cells Derived from Wharton's Jelly.
Cells. 2019 May 21;8(5). pii: cells8050484.
doi: 10.3390/cells8050484.
IF: 5,656

Cabrera-Pérez R, Monguió-Tortajada M, Gámez-Valero A, Rojas-Márquez R, Borras FE, Roura S, Vives J.
Osteogenic commitment of Wharton's jelly mesenchymal stromal cells: mechanisms and implications for bioprocess development and clinical application.
Stem Cell Res Ther. 2019 Nov 28;10(1):356.
doi: 10.1186/s13287-019-1450-3.
IF: 4,627

Gallardo-Calero I, Barrera-Ochoa S, Manzanares MC, Sallent A, Vicente M, López-Fernández A, De Albert M, Aguirre M, Soldado F, Vélez R.
Vascularized Periosteal Flaps Accelerate Osteointegration and Revascularization of Allografts in Rats.
Clin Orthop Relat Res. 2019 Apr;477(4):741-755.
doi: 10.1097/CORR.0000000000000400.
IF: 4,154

Thornley P, Vicente M, MacDonald A, Evaniew N, Ghert M, Velez R.
Causes and Frequencies of Reoperations After Endoprosthetic Reconstructions for Extremity Tumor Surgery: A Systematic Review.
Clin Orthop Relat Res. 2019 Apr;477(4):894-902.
doi: 10.1097/CORR.0000000000000630.
IF: 4,154

Rafael D, Andrade F, Martinez-Trucharte F, Basas J, Serás-Franzoso J, Palau M, Gomis X, Perez-Burgos M, Blanco A, López-Fernández A, Vélez R, Abasolo I, Aguirre M, Gavalda J, Schwartz S Jr.
Sterilization Procedure for Temperature-Sensitive Hydrogels Loaded with Silver Nanoparticles for Clinical Applications.
Nanomaterials (Basel). 2019 Mar 6;9(3).
doi: 10.3390/nano9030380.
IF: 4,034

VIEW ALL PUBLICATIONS >

© FIR-HUVH Fundació Institut de Recerca Hospital Universitari Vall d'Hebron 2019 | Developed by: ondeuev

Research in Surgery

Overview

The area of Research in Surgery includes more than 50 investigators distributed in five groups of research focused respectively on general and thoracic surgery, cranio-maxillofacial surgery, spinal disorders, skeletal reconstructive surgery and musculoskeletal tissue engineering. Their activity combines basic and clinical research together with robotics and virtual surgical planning. Their aims are to advance in the understanding of the causes and mechanisms underlying surgical pathologies, to deliver new knowledge and better integrated patient-centered solutions, improving surgical care and outcomes.

Publications

93 TOTAL

360 IMPACT FACTOR

3.87 AVERAGE IMPACT FACTOR

Spine Research Unit

Group Leader: Ferrán Pellisé

team zoom download

Overview | Publications | Main research projects

16 TOTAL

46 IMPACT FACTOR

2.90 AVERAGE IMPACT FACTOR

SELECTED ARTICLES

Tuchman A; Lenke LG; Cerpa M; Fehlings MG; Lewis SJ; Shaffrey CI; Cheung KMC; Carreon LY; Dekutoski MB; Schwab FJ; Boachie-Adjei O; Kebaish K; Ames CP; Qiu Y; Matsuyama Y; Dahl BT; Mehdian H; Pellisé F; Berven SH.
Unilateral vs. Bilateral Lower Extremity Motor Deficit Following Complex Adult Spinal Deformity Surgery: Is there a Difference in Recovery Up to 2 Year F/U? Spine J. 2019 Mar;19(3):395-402
DOI: 10.1016/j.spinee.2018.08.003
IF: 3.196

Ames CP; Smith JS; Pellisé F; Kelly M; Alanay A; Acaroğlu E; Pérez-Grueso FJS; Kleinstück F; Obeid I; Shaffrey CI Jr; Vila-Casademunt A; Burton D; Lafage V; Schwab F; Shaffrey CI Sr; Bess S; Serra-Burriel M; European Spine Study Group; International Spine Study Group.
Artificial Intelligence Based Hierarchical Clustering of Patient Types and Intervention Categories in Adult Spinal Deformity Surgery: Towards a New Classification Scheme that Predicts Quality and Value. Spine (Phila Pa 1976). 2019 Jan 7.
DOI: 10.1097/BRS.0000000000002974
IF: 2.903

Ames CP, Smith JS, Pellisé F, Kelly MP, Gum JL, Alanay A, Acaroğlu E, Pérez-Grueso FJS, Kleinstück FS, Obeid I, Vila-CasademuntA, Burton DC, Lafage V, Schwab FJ, Shaffrey CI, Bess S, Serra-Burriel M; European Spine Study Group, International Spine Study Group.
Development of Deployable Predictive Models for Minimal Clinically Important Difference Achievement Across the Commonly Used Health-Related Quality of Life Instruments in Adult Spinal Deformity Surgery. Spine (Phila Pa 1976). 2019 Aug 15;44(16):1144-1153.
DOI: 10.1097/BRS.0000000000003031.
IF: 2.903

Pellisé F, Serra-Burriel M, Smith JS, Haddad S, Kelly MP, Vila-CasademuntA, Sánchez Pérez-Grueso FJ, Bess S, Gum JL, Burton DC, Acaroğlu E, Kleinstück F, Lafage V, Obeid I, Schwab F, Shaffrey CI, Alanay A, Ames C; International Spine Study Group; European Spine Study Group.
Development and validation of risk stratification models for adult spinal deformity surgery.
J Neurosurg Spine. 2019 Jun 28:1-13. doi: [Epub ahead of print]
DOI: 10.3171/2019.3.SPINE181452.
IF: 2.998

Ames CP, Smith JS, Gum JL, Kelly M, Vila-Casademunt A, Burton DC, Hostin R, Yeramaneni S, Lafage V, Schwab FJ, Shaffrey CI, Bess S, Pellisé F, Serra-Burriel M; European Spine Study Group and International Spine Study Group. **Utilization of Predictive Modeling to Determine Episode of Care Costs and to Accurately Identify Catastrophic Cost Non-Warranty Outlier Patients in Adult Spinal Deformity Surgery: A Step Toward Bundled Payments and Risk Sharing.**
Spine (Phila Pa 1976). 2020 Mar 1;45(5):E252-E265.
DOI: 10.1097/BRS.0000000000003242
IF: 2.903

VIEW ALL PUBLICATIONS >

© FIR-HUVH Fundació Institut de Recerca Hospital Universitari Vall d'Hebron 2019 | Developed by: ondeuev

Research in Surgery

Overview

The area of Research in Surgery includes more than 50 investigators distributed in five groups of research focused respectively on general and thoracic surgery, cranio-maxillofacial surgery, spinal disorders, skeletal reconstructive surgery and musculoskeletal tissue engineering. Their activity combines basic and clinical research together with robotics and virtual surgical planning. Their aims are to advance in the understanding of the causes and mechanisms underlying surgical pathologies, to deliver new knowledge and better integrated patient-centered solutions, improving surgical care and outcomes.

Publications

93	360	3.87
TOTAL	IMPACT FACTOR	AVERAGE IMPACT FACTOR

General Surgery

Group Leader: Manuel Armengol Carrasco

team zoom download

44	141	3.20
TOTAL	IMPACT FACTOR	AVERAGE IMPACT FACTOR

SELECTED ARTICLES

Iglesias Felip C, Zafon C, Temprana-Salvador J, Garcia-Burillo A, Serres X, Caubet E, Roca I, Mesa J, Castell J, Fort JM, Pujol-Borrell R, Ramon Y Cajal S, Gonzalez O
One-step nucleic acid amplification for intraoperative analysis of sentinel lymph node in papillary thyroid carcinoma
Eur J Endocrinol. 2019 Jan 1;180(1):21-29.
doi: 10.1530/EJE-18-0624.
IF: 5,107

Trenti L, Biondo S, Kreisler Moreno E, Sanchez-Garcia JL, Espin-Basany E, Landaluce-Olavarria , Bermejo-Marcos E, Garcia-Martinez MT, Alias Jimenez D, Jimenez F, Alonso A, Manso MB
Short-term Outcomes of Transanal Hemorrhoidal Dearterialization With Mucopexy Versus Vessel-Sealing Device Hemorrhoidectomy for Grade III to IV Hemorrhoids: A Prospective Randomized Multicenter Trial.
Dis Colon Rectum. 2019 Aug;62(8):988-996.
doi: 10.1097/DCR.0000000000001362.
IF: 4,087

Peghin M, Los-Arcos I, Hirsch HH, Codina G, Monforte V, Bravo C, Berastegui C, Jauregui A, Romero L, Cabral E, Ferrer R, Sacanell J, Roman A, Len O, Gavalda J
Community-acquired respiratory viruses are a risk factor for chronic lung allograft dysfunction.
Clin Infect Dis. 2019 Sep 13;69(7):1192-1197.
doi: 10.1093/cid/ciy1047.
IF: 9,055

Antoniou SA, Tsokani S, Mavridis D, Lopez-Cano M, Antoniou GA, Stefanidis D, Francis NK, Smart N, Muysoms FE, Morales-Conde S, Bonjer HJ, Brouwers MC
Guideline Assessment Project: Filling the GAP in Surgical Guidelines: Quality Improvement Initiative by an International Working Group.
Ann Surg. 2019 Apr;269(4):642-651.
doi: 10.1097/SLA.0000000000003036.
IF: 9,476

Lopez-Cano M, Pereira JA, Armengol-Carrasco M
Active smoking really matters before ventral hernia repair.
Surgery. 2019 Apr;165(4):853-858.
doi: 10.1016/j.surg.2018.10.033. Epub 2018 Dec 5.
IF 3,476

VIEW ALL PUBLICATIONS >

© FIR-HUVH Fundació Institut de Recerca Hospital Universitari Vall d'Hebron 2019 | Developed by: ondeuev

Obstetrics, Pediatrics and Genetics

Overview

The Obstetrics, Pediatrics and Genetics area is focused on the research on the congenital malformations and pediatric diseases. The Fetal Maternal Medicine group creates synergies through the combined work of basic science researchers and clinical investigators in the preclinical basis of placental insufficiency complications and congenital heart disease. The Bio-Cell Fetal group, recently incorporated, studies basic pathophysiological mechanisms of fetal and pediatric congenital malformations, while the Growth and Development group does research on pediatric endocrine diseases. There is also a Genetics Medicine group that combines genetic diagnosis and research and is pioneer in Spain.

Publications

91	328	3.60
TOTAL	IMPACT FACTOR	AVERAGE IMPACT FACTOR

SELECT RESEARCH GROUP

© FIR-HUVH Fundació Institut de Recerca Hospital Universitari Vall d'Hebron 2019 | Developed by: ondeuev

Obstetrics, Pediatrics and Genetics

Overview

The Obstetrics, Pediatrics and Genetics area is focused on the research on the congenital malformations and pediatric diseases. The Fetal Maternal Medicine group creates synergies through the combined work of basic science researchers and clinical investigators in the preclinical basis of placental insufficiency complications and congenital heart disease. The Bio-Cell Fetal group, recently incorporated, studies basic pathophysiological mechanisms of fetal and pediatric congenital malformations, while the Growth and Development group does research on pediatric endocrine diseases. There is also a Genetics Medicine group that combines genetic diagnosis and research and is pioneer in Spain.

Publications

91	328	3.60
TOTAL	IMPACT FACTOR	AVERAGE IMPACT FACTOR

Fetal Maternal Medicine

Group Leader: Dr. Elena Carreras Moratonas

team zoom download

Overview | Publications | Main research projects

43	129	2.99
TOTAL	IMPACT FACTOR	AVERAGE IMPACT FACTOR

SELECTED ARTICLES

Merced C, Goya M, Pratcorona L, Rodó C, Llurba E, Higueras T, Cabero L, Carreras E.
Cervical pessary for preventing preterm birth in twin pregnancies with maternal short cervix after an episode of threatened preterm labour: randomised controlled trial.
Am J Obstet Gynecol. OA. 2019; 221: 55.e1-55.e14.
DOI: 10.1016/j.ajog.2019.02.035
IF: 6,12

Manrique S, Maiz N, García I, Pascual M, Perera R, Arévalo S, Giné C, Molino JA, López M, Blanco D, deNadal M, Carreras E.
Maternal anaesthesia in open and fetoscopic surgery of foetal open spinal neural tube defects: A 6-year observational study.
Eur J Anaesthesiol. OA. 2019;36:175-184.
DOI: 10.1097/EJA.0000000000000930
IF: 4,14

Druguet M, Nuño L, Rodó C, Arévalo S, Carreras E, Gómez-Benito J.
Maternal Satisfaction with Healthcare after Perinatal Loss in Monochorionic Twin Pregnancy.
J Clin Med OA. 2019;8:1213.
DOI: 10.3390/jcm8081213
IF:5,69

Rodó C, Suy A, Sulleiro E, Soriano-Arandes A, Maiz N, García-Ruiz I, Arévalo S, Rando A, Anton A, Vázquez Méndez É, Garrido M, Frick A, Rodrigo C, Pumarola T, Carreras E.
Pregnancy outcomes after maternal Zika virus infection in a non-endemic region: prospective cohort study.
Clin Microbiol Infect. 2019 May;25(5):633.e5-633.e9.
doi: 10.1016/j.cmi.2019.02.008
IF: 6,43

Sanz Cortes M, Lapa DA, Acacio GL, Belfort M, Carreras E, Maiz N, Peiro JL, Lim FY, Miller J, Baschat A, Sepulveda G, Davila I, Gielchinsky Y, Benifla M, Stirnemann J, Ville Y, Yamamoto M, Figueroa H, Simpson L, Nicolaides KH.
Proceedings of the First Annual Meeting of the International Fetoscopic Myelomeningocele Repair Consortium.
Ultrasound Obstet Gynecol. 2019 Jun;53(6):855-863.
DOI: 10.1002/uog.20308.
IF: 5,60

VIEW ALL PUBLICATIONS >

© FIR-HUVH Fundació Institut de Recerca Hospital Universitari Vall d'Hebron 2019 | Developed by: ondeuev

Obstetrics, Pediatrics and Genetics

Overview

The Obstetrics, Pediatrics and Genetics area is focused on the research on the congenital malformations and pediatric diseases. The Fetal Maternal Medicine group creates synergies through the combined work of basic science researchers and clinical investigators in the preclinical basis of placental insufficiency complications and congenital heart disease. The Bio-Cell Fetal group, recently incorporated, studies basic pathophysiological mechanisms of fetal and pediatric congenital malformations, while the Growth and Development group does research on pediatric endocrine diseases. There is also a Genetics Medicine group that combines genetic diagnosis and research and is pioneer in Spain.

Publications

91
TOTAL

328
IMPACT FACTOR

3.60
AVERAGE IMPACT FACTOR

Genetics Medicine

Group Leader: Eduardo Tizzano Ferrari

team zoom download

Overview | Publications | Main research projects

22
TOTAL

98
IMPACT FACTOR

4.47
AVERAGE IMPACT FACTOR

SELECTED ARTICLES

Dangouloff T, Burghes A, Tizzano EF, Servais L; NBS SMA Study Group.
244th ENMC international workshop: Newborn screening in spinal muscular atrophy May 10-12, 2019, Hoofdorp, The Netherlands.
Neuromuscul Disord. 2019;S0960-8966(19)31171-X.
doi:10.1016/j.nmd.2019.11.002
IF: 3.115

Estañ MC, Fernández-Núñez E, Zaki MS, Esteban MI, Donkervoort S, Hawkins C, Caparros-Martin JA, Saade D, Hu Y, Bolduc V, Chao KR, Nevado J, Lamuedra A, Largo R, Herrero-Beaumont G, Regadera J, Hernandez-Chico C, Tizzano EF, Martinez-Glez V, Carvajal JJ, Zong R, Nelson DL, Otaify GA, Temtamy S, Aglan M, Issa M, Bönnemann CG, Lapunzina P, Yoon G, Ruiz-Perez VL.
Recessive mutations in muscle-specific isoforms of FXR1 cause congenital multi-minicore myopathy.
Nat Commun. 2019;10(1):797.
doi:10.1038/s41467-019-08548-9
IF: 12.121

Serra-Juhe C, Tizzano EF.
Perspectives in genetic counseling for spinal muscular atrophy in the new therapeutic era: early pre-symptomatic intervention and test in minors.
Eur J Hum Genet. 2019 May 3.
doi: 10.1038/s41431-019-0415-4.
IF: 3.657

Mendonça RH, Rocha AJ, Lozano-Arango A, Diaz AB, Castiglioni C, Silva AMS, Reed UC, Kulikowski L, Paramonov I, Cuscó I, Tizzano EF, Zanoteli E.
Severe brain involvement in 5q spinal muscular atrophy type 0.
Ann Neurol. 2019 Sep;86(3):458-462.
doi: 10.1002/ana.25549
IF: 9.037

Niceta M, Barbuti D, Gupta N, Ruggiero C, Tizzano EF, Graul-Neumann L, Barresi S, Nishimura G, Valenzuela I, López-Grondona F, Fernandez-Alvarez P, Leoni C, Zweier C, Tzschach A, Stellacci E, Del Fattore A, Dallapiccola B, Zampino G, Tartaglia M.
Skeletal abnormalities are common features in Aymé-Gripp syndrome.
Clin Genet. 2019;10.1111/cge.13651.
doi:10.1111/cge.13651
IF: 3.578

VIEW ALL PUBLICATIONS >

© FIR-HUVH Fundació Institut de Recerca Hospital Universitari Vall d'Hebron 2019 | Developed by: ondeuev

Obstetrics, Pediatrics and Genetics

Overview

The Obstetrics, Pediatrics and Genetics area is focused on the research on the congenital malformations and pediatric diseases. The Fetal Maternal Medicine group creates synergies through the combined work of basic science researchers and clinical investigators in the preclinical basis of placental insufficiency complications and congenital heart disease. The Bio-Cell Fetal group, recently incorporated, studies basic pathophysiological mechanisms of fetal and pediatric congenital malformations, while the Growth and Development group does research on pediatric endocrine diseases. There is also a Genetics Medicine group that combines genetic diagnosis and research and is pioneer in Spain.

Publications

91	328	3.60
TOTAL	IMPACT FACTOR	AVERAGE IMPACT FACTOR

CIBBIM – Nanomedicine. Bioengineering, Cell Therapy and Surgery in Congenital Malformations

Group Leader: Manuel Lopez Paredes

team | zoom | download

Overview | Publications | Main research projects

11	28	2.57
TOTAL	IMPACT FACTOR	AVERAGE IMPACT FACTOR

SELECTED ARTICLES

Samuk I, Gine C, de Blaauw I, Morandi A, Stenstrom P, Giuliani S, Lisi G, Midrio P
Anorectal malformations and perineal hemangiomas: The Arm-Net Consortium experience.
J Pediatr Surg. 2019 Oct;54(10):1993-1997.
DOI: 10.1016/j.jpedsurg.2018.10.111
IF: 2,092

Oria M, Duru S, Figueira RL, Scorletti F, Turner LE, Fernandez-Alonso I, Fernandez-Martin A, Marotta M, Sbragia L, Shaaban AF, Peiro JL
Cell necrosis, intrinsic apoptosis and senescence contribute to the progression of exencephaly to anencephaly in a mice model of congenital chranioschisis.
Cell Death Dis. 2019 Sep 26;10(10):721.
J Pediatr Surg. 2017 Nov 23. pii: S0022-3468(17)30771-6.
DOI: 10.1038/s41419-019-1913-6.
IF: 5,638

Nunez-Ramiro A, Benavente-Fernandez , Valverde E, Cordeiro M, Blanco D, Boix H, Cabanas F, Chaffanel M, Fernandez-Colomer B, Fernandez-Lorenzo JR, Kuligowski J, Loureiro B, Moral-Pumarega MT, Pavon A, Sanchez-Illana A, Tofe I, Hervas D, Garcia-Robles A, Parra-Llorca A, Cernada M, Martinez-Rodilla J, Lorente-Pozo S, Llorens R, Marques R, Vento M
Topiramate plus Cooling for Hypoxic-Ischemic Encephalopathy: A Randomized, Controlled, Multicenter, Double-Blinded Trial.
Neonatology. 2019 May 15;116(1):76-84.
DOI: 10.1159/000499084
IF: 2,688

Gander R, Asensio M, Molino JA, Royo GF, Lara LE, Lopez M, Ariceta G
Outcome of kidney transplantation from young pediatric donors (aged less than 6 years) to young size-matched recipients.
J Pediatr Urol. 2019 May;15(3):213-220.
DOI: 10.1016/j.jpurol.2019.03.015.
IF: 1,736

Gallardo-Calero I, Barrera-Ochoa S, Manzanares MC, Sallent A, Vicente M, Lopez-Fernandez A, De Albert M, Aguirre M, Soldado F, Velez R
Vascularized Periosteal Flaps Accelerate Osteointegration and Revascularization of Allografts in Rats.
Clin Orthop Relat Res. 2019 Apr;477(4):741-755.
DOI: 10.1097/CORR.0000000000000040
IF: 4,154

VIEW ALL PUBLICATIONS >

© FIR-HUVH Fundació Institut de Recerca Hospital Universitari Vall d'Hebron 2019 | Developed by: ondeuev

Obstetrics, Pediatrics and Genetics

Overview

The Obstetrics, Pediatrics and Genetics area is focused on the research on the congenital malformations and pediatric diseases. The Fetal Maternal Medicine group creates synergies through the combined work of basic science researchers and clinical investigators in the preclinical basis of placental insufficiency complications and congenital heart disease. The Bio-Cell Fetal group, recently incorporated, studies basic pathophysiological mechanisms of fetal and pediatric congenital malformations, while the Growth and Development group does research on pediatric endocrine diseases. There is also a Genetics Medicine group that combines genetic diagnosis and research and is pioneer in Spain.

Publications

91	328	3.60
TOTAL	IMPACT FACTOR	AVERAGE IMPACT FACTOR

Growth and Development

Group Leader: Moreno Galdó, Antonio

team zoom download

Overview | Publications | Main research projects

23	107	4.64
TOTAL	IMPACT FACTOR	AVERAGE IMPACT FACTOR

SELECTED ARTICLES

Baz-Redón N, Rovira-Amigo S, Camats-Tarruella N, Fernández-Cancio M, Garrido-Pontnou M, Antolín M, Reula A, Armengot-Carceller M, Carrascosa A, Moreno-Galdó A.
Role of Immunofluorescence and Molecular Diagnosis in the Characterization of Primary Ciliary Dyskinesia.
Arch Bronconeumol. 2019 Mar 5. pii: S0300-2896(19)30032-8.
doi:10.1016/j.arbres.2019.01.021.
IF: 4,21

Sardón O, Torrent-Vernetta A, Rovira-Amigo S, Dishop MK, Ferreres JC, Navarro A, Corcuera P, Korta-Murua J, Peña PG, Pérez-Belmonte E, Villares A, Camats N, Fernández-Cancio M, Carrascosa A, Pérez-Yarza EG, Moreno-Galdó A.
Isolated pulmonary interstitial glycogenosis associated with alveolar growth abnormalities: A long-term follow-up study.
Pediatr Pulmonol. 2019 Mar 25.
doi:10.1002/ppul.24324.
IF: 2,80

Clarke LA, Awatade NT, Felício VM, Silva IA, Calucho M, Pereira L, Azevedo P, Cavaco J, Barreto C, Bertuzzo C, Gartner S, Beekman J, Amaral MD.
The effect of PTC mutations on CFTR mRNA abundance in human nasal epithelium and intestinal organoids: A basis for read-through therapies in Cystic Fibrosis.
Hum Mutat. 2019 Mar;40(3):326-334.
doi: 10.1002/humu.23692
IF: 4,45

Fernández-Cancio N, Viswanath N, Puzhankara R, Valiyaprambil Pavithran P, Mora-Palma C, Camats N, Audí L, Benito-Sanz S.
A novel homozygous *AMRH2* gene mutation in a patient with persistent Müllerian duct syndrome.
Sex Dev. 2019 Apr 2.
doi: 10.1159/000499324.
IF: 2,25

Flück CE, Audí L, Fernández-Cancio M, Sauter KS, Martinez de LaPiscina I, Castaño L, Esteva I, Camats N.
Broad Phenotypes of Disorders/Differences of Sex Development in *MAMLD1* Patients Through Oligogenic Disease.
Front Genet. 2019 Aug 29;10:746.
doi: 10.3389/fgene.2019.00746.
IF: 3,59

VIEW ALL PUBLICATIONS >

Vall d'Hebron | Vall d'Hebron Hospital | Generalitat de Catalunya Departament de Salut | Institut Català de la Salut | UAB Universitat Autònoma de Barcelona | Generalitat de Catalunya Departament d'Economia i Coneixement | CERCA

© FIR-HUVH Fundació Institut de Recerca Hospital Universitari Vall d'Hebron 2019 | Developed by: ondeuev

Publications

1230
Nº OF PUBLICATIONS

55.4%
%Q1

2.54
CROWN (2013-2019)

45.9%
% OPEN ACCESS

7431
TOTAL IF

26.0%
%Q1

24.0%
HCPP10% (2013-2019)

48.0%
% INT. COLLABORATION

6.04
AVERAGE IF

40.2%
%LEADERSHIP

51.5%
%Q1 IN LEADERSHIP

42.6%
% FEMALE IN LEADERSHIP

Evolution in the last 5 years

Publications by type

	NO. OF PUBLICATIONS	TOTAL IF	AVERAGE IF
Articles	1.069	6.224	5.82
Reviews	103	773	7.51
Editorials	47	351	7.47
Scientific Letters	12	65	6.50
Total*	1.230	7.431	6.04
*Clinical Trials	82	1.313	15.87
*Clinical Guidelines	30	90	3.01

Distribution of publications per quartiles and first deciles

55.4%
QUARTILE 1

24.5%
QUARTILE 2

20.1%
QUARTILES 3+4

26.0%
DECILE 1

	NO. OF PUBLICATIONS	%	% OF Q1 QUART
Q1	682	55.4%	
Q2	301	24.5%	
Q3+Q4	247	20.1%	
TOTAL	1230		

Publications by areas & Groups

	NO. OF PUBLICATIONS	%Q1	TOTAL IF	AVERAGE IF
VHIR	1.230	55.4%	7.431	6.04
AREAS				
Oncology	161	52.8%	766	3.50
Vascular Biology and Metabolism (VAM)	248	62.9%	1.470	5.93
Neuroscience	276	63.9%	1.992	7.27
Infectious Diseases	280	45.3%	1.522	5.08
Digestive and Liver Diseases	108	63.3%	874	7.98
Immunomediated Diseases and Innovative Therapies	229	51.3%	1.430	6.23
Research in Surgery	83	46.2%	380	3.87
Obstetrics, Pediatrics and Genetics	81	38.3%	328	3.80

Normalized Impact & Excellence by areas

Crown Index 2015-2019

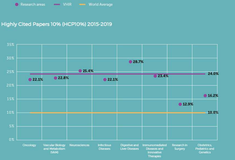

Highly Cited Papers 10% (HCPP10%) 2015-2019

Leadership by areas

	%LEADERSHIP	%Q1 IN LEADERSHIP	%FEMALE IN LEADERSHIP
VHIR	40.2%	51.5%	42.6%
AREAS			
Oncology	34.0%	29.2%	44.4%
Vascular Biology and Metabolism (VAM)	42.3%	61.0%	32.9%
Neuroscience	37.8%	60.8%	48.3%
Infectious Diseases	40.0%	33.8%	39.8%
Digestive and Liver Diseases	23.3%	66.7%	70.3%
Immunomediated Diseases and Innovative Therapies	30.1%	53.8%	44.8%
Research in Surgery	32.3%	53.3%	31.4%
Obstetrics, Pediatrics and Genetics	28.6%	38.9%	63.2%

International collaborations

2259
TOTAL

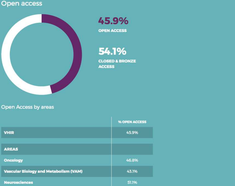

Africa	11
America	276
Asia	143
Europe	1481
Oceania	84

International collaboration by areas

	% INT. COLLABORATION
VHIR	48.0%
AREAS	
Oncology	32.8%
Vascular Biology and Metabolism (VAM)	38.7%
Neuroscience	47.3%
Infectious Diseases	36.9%
Digestive and Liver Diseases	48.7%
Immunomediated Diseases and Innovative Therapies	42.4%
Research in Surgery	48.4%
Obstetrics, Pediatrics and Genetics	41.8%

Open access

45.9%
OPEN ACCESS

54.1%
CLOSED & BRONZE ACCESS

Open Access by areas

	% OPEN ACCESS
VHIR	45.9%
AREAS	
Oncology	46.8%
Vascular Biology and Metabolism (VAM)	43.1%
Neuroscience	31.1%
Infectious Diseases	42.9%
Digestive and Liver Diseases	50.9%
Immunomediated Diseases and Innovative Therapies	45.9%
Research in Surgery	29.0%
Obstetrics, Pediatrics and Genetics	48.4%

Publications in high influence journals

Journal	NO. OF PUBLICATIONS	JOURNAL'S IF IMPACT FACTOR (JCR 2019)
NEW ENGLAND JOURNAL OF MEDICINE	4	70.670
LANCET	8	59.102
JAMA-JOURNAL OF THE AMERICAN MEDICAL ASSOCIATION	3	51.273
NATURE	2	43.070
SCIENCE	1	41.037
LANCET ONCOLOGY	1	35.386
NATURE MEDICINE	1	30.641
LANCET NEUROLOGY	6	28.725
JOURNAL OF CLINICAL ONCOLOGY	2	28.243
LANCET INFECTIOUS DISEASES	1	27.318
NATURE GENETICS	5	25.455
Nature Reviews Endocrinology	1	24.840
Lancet Diabetes & Endocrinology	1	24.360
CANCER CELL	1	23.816
Nature Reviews Gastroenterology & Hepatology	1	23.970
EUROPEAN HEART JOURNAL	7	23.239
CIRCULATION	5	23.054
Nature Reviews Neurology	2	22.153
Nature Reviews Nephrology	1	19.884
ANNALS OF INTERNAL MEDICINE	1	19.703
GASTROENTEROLOGY	7	19.233
GYNECOLOGIC AND OBSTETRICS	3	19.087
JOURNAL OF HEPATOLOGY	6	18.946
JOURNAL OF THE AMERICAN COLLEGE OF CARDIOLOGY	4	18.639
CUT	1	17.963
TRENDS IN CELL BIOLOGY	1	16.388
BLOOD	1	16.562
AMERICAN JOURNAL OF RESPIRATORY AND CRITICAL CARE MEDICINE	3	16.494
JAMA Psychiatry	1	15.916
Lancet Child Health	1	15.873
CIRCULATION RESEARCH	1	15.862
Advanced Science	1	15.840
DIABETES CARE	1	15.270

Methodology and Definitions

Indicators take into account articles, reviews, editorials and scientific letters published in journals indexed in Clarivate's *JCR 2019 (Journal Citation Reports)*.

No ahead of print publications are taken into account.

CROWN Indicator shows the relative number of citations to publications, compared to the global average of citations to publications of the same type, year of publication and thematic area, being 1 the baseline or world average.

HCPP10% (Highly Cited Papers 10%) shows the publications included in 10% of the world's most cited publications of the same type, year of publication and subject area, being 10% the expected value (higher is better).

CROWN and HCPP10% take into account articles and reviews from 2015 to 2019, and are calculated using Clarivate's ESI (Essential Science Indicators) baseline (Nation rates and baseline percentiles from its NUSS2020 update.

Citations to calculate the CROWN and HCPP10 indicators were downloaded from Clarivate Web Knowledge of Science on 16/03/2020. Citation count is not Revised.

Leadership indicators take into account first, last and/or corresponding author.

Open Access takes into account green, gold and hybrid route publications, according to the Unpaywall database.

© 2019-2020 Fundació Institut de Recerca Hospital Universitari Vall d'Hebron (VHIR) | Developed by: unitecan

Research Projects and Networks

ACTIVE PROJECTS

Ongoing projects in 2019

342 TOTAL

263 NATIONALS

79 INTERNATIONALS

36 734 212.45€ NATIONAL FUNDING

15 528 150.13€ INTERNATIONAL FUNDING

52.3M€ TOTAL FUNDING

National Projects

Academia Ciències Mèdiques Catalunya i Balears	1
AGAUR	5
Agència Competitivitat Empresa Catalana ACCIÓ	2
Ajuntament de Barcelona	1
Association Española Contra el Cáncer	8
ASOCIACIÓN ESPAÑOLA GASTROENTEROLOGÍA	1
Association Gaël-Foundation	1
Centro de Medicina Reg.de Barcelona - CMRB	1
CERCA (Centres de Recerca de Catalunya)	4
Fundació "La Caixa"	3
Fundació catalana de Pneumologia	1
FUNDACIÓ INTERSIDA / SOCIETAT	2
Fundació La Marató de TV3	26
Fundació Privada Gerión Bravo Andreu	1
Fundació Rodrigo Gomez Ferrer	1
Fundación Asociación Española de Pediatría	1
Fundación Instituto J. Pinsp. Salud en España - FIPSE	2
Fundación Invest. Médica Mutua Manresa	4
Fundación LETIBT	1
Fundación Ricardo Fornaguera Canela	1
Fundación March Salud	1
Fundación Ramón Areses	1
Fundación Salud Española Alergología e Inmunología	1
Fundación SEHH/ -GESIDA	1
Fundación Sociedad Española Cirugía de la Obesidad	1
Generalitat de Catalunya - Departament de Salut	16
Gilead Sciences SL	7
GVMa S.A.	1
Grupo Español Investigación Sarcomas (GEIS)	1
Instituto de Salud Carlos III	143
Ministerio Economía, Industria y Competitividad	8
Sociedad Española Neurología Cirugía Tenerife	1
Societat Catalana de Cardiologia	2
Societat espanyola de cuidados verbals/ GECD	1
Societat Espanyola de Hematologia (S.E.H.)	1
Societat Catalana de Pneumologia	1
TOTAL	263

International Projects

Brightfocus Foundation	1
Canadian Institutes of Health Research	2
European Commission	13
European Cystic Fibrosis Society	1
Programación Conjunta (European Commission (BCD)	1
European Society for Immunodeficiencies	1
EUROSPINE	1
G. Agency for Health Consumers (GAHC) CHUSCA	1
Gilead Sciences SL	1
Innovative Therapies Children Cancer (ITCC)	1
Michael J. Fox Foundation	1
National Institutes of Health (NIH)	4
Nutraceu INC	1
Pfizer Inc	1
Pfizer Limited	1
St. Michael's Hospital	1
The Crohn's & Colitis Foundation of America	1
The Innovative Medicines Initiative	5
University of Calgary	1
TOTAL	79

Ongoing research projects according to Research Area

Infectious Diseases	53
Oncology	46
Vascular Biology and Metabolism (VAM)	72
Neuroscience	41
Digestive and Liver Diseases	31
SEGAHEPATH	33
Research in Surgery	16
Genetics, Pediatrics and Genetics	13
Others	15
TOTAL	342

NEW RESEARCHERS

Research positions granted

POSTDOCTORAL RESEARCHERS	
Incorporación Científica_Perís (CERCA/IT)	1
Sara Borrell Programme_(RICH)	2
Juan de la Cierva_Formación (MINECO)	1
Juan de la Cierva_Incorporación (MINECO)	2
POST-VIR2 RESEARCHERS	
Juan Rodés Programme_(RICH)	2
Río Ortega Programme_(RICH)	3
PREDOCTORAL RESEARCHERS	
Predoc_PFIS + (PFIS_(ISCIII)	4
Predoc_FI_(AGAUR)	2
Predoc_FPU_(MINECO)	1
RESEARCH STAFF SUPPORT	
Miralbell_(RICH)	3
Intensifica2ana_(RICH)	2
Consolis Iuvenil en Xarxa_(RIMAICGO)	8
Intensifica2ana_Perís_(CERCA/IT)	3
TOTAL	36

CIBER

List of CIBER (Network Biomedical Research Center) projects with VHIR Involvement

TITLE	PROJECT MANAGER	RESEARCH GROUP
CIBER-BBN	Schwartz Navarro, Simó	CIBBIM Nanomedicine Drug Delivery and Targeting
CIBERESP	Ferrera González, Ignacio	Cardiovasculatory Pathology
CIBERCV	Bertrada Ros, José Antonio	Cardiovascular Diseases
CIBERehd	Esteban Mur, Juan Ignacio	Liver Diseases
CIBERehd	Esteban Mur, Rafael	Liver Diseases
CIBERGAD	Azpiroz Vidaur, Fernando	Digestive and Pathophysiology of the Digestive Tract
CIBERehd	Cereceda Fernández, Juan	Liver Diseases
CIBERES	Muñoz Cabi, Xavier	Pneumology
CIBERISCIII	Badia Gassiminas, Jordi	Clinical Research / Innovation in Pneumonia & Sepsis (CRIPS)
CIBERER	Martí Sarrias, Ramón	Neuromuscular and Mitochondrial Pathology
CIBERER	Moreno Calvillo, José Antonio	Growth and development
CIBERDEM	Simó Canonge, Rafael	Diabetes and Metabolism
CIBERNED	Comella Cartron, Joan X.	Cell Signaling and Apoptosis
CIBERNED	Vila Bover, Miquel	Neurodegenerative Diseases
CIBERNED	Navas Quiroga, José Antonio	Psychiatry, Mental Health and Addictions
CIBERONC	Barnadas Cusí Agustí, Santiago	Translational Molecular Pathology

NETWORKS

List of ISCIII thematic network centers that the VHIR is involved in 2019

TITLE	PROJECT MANAGER	DURATION
European Network on Myalgic Encephalomyelitis / Chronic Fatigue Syndrome (EUROMYNE)	Castro Marrero, Jesus	2016/2019 - 01/01/2020
RETICS - Enfermedades infecciosas	Almirante Cragera, Benito	01/01/2017 - 31/12/2021
RETICS - Enfermedades Tiroides	Berlin Mizja, Daniel	01/01/2017 - 31/12/2021
RETICS - IBDA	Ribera Pascual, Esteve	01/01/2017 - 31/12/2021
RETICS - Enfermedades Tropicales	Molina Romero, Israel	01/01/2017 - 31/12/2021
RETICS - Enfermedades Vasculares Cerebrales (ictus)	Montaner Villalonga, Joan	01/01/2017 - 31/12/2021
RETICS - Enfermedades oculares	García Arumí, José	01/01/2017 - 31/12/2021
RETICS- Esclerosis Múltiple	Comabella Lopez, Manuel	01/01/2017 - 31/12/2021
RETICS - Reacciones Adversas a Alérgenos y Pesticidas	Labrador Horrillo, Miguela	01/01/2017 - 31/12/2021
Plataforma de Innovación en Tecnologías Médicas y Sanitarias (TIMS)	Amat Arias, Luis	01/01/2016 - 31/12/2017
Plataforma Red Nacional de Biobancos	Nieva Garcia, Isabel	01/01/2016 - 31/12/2017
Spanish Clinical Research Network (SCReN)	Fuertes Camps, Inmaculada	01/01/2016 - 31/12/2017

List of VHIR research groups recognized by the "Generalitat de Catalunya"

CRC - Consolidated Group
CRG - Emergent Group
CRPIM - Precompetitive Group

PLA	PROJECT MANAGER	DURATION	CATEGORY
Liver Disease Research Group	Cereceda Fernández, Juan	01/01/2017 - 31/12/2020	CRC
Vall d'Hebron University Hospital Epilepsy Group	Santamarina Pérez, Edwin	01/01/2017 - 31/12/2020	CRE
Infectious Diseases	Almirante Cragera, Benito	01/01/2017 - 31/12/2020	CRC
Neuromuscular and Mitochondrial Pathology Group	Martí Sarrias, Ramón	01/01/2017 - 31/12/2020	CRC
Neuroscular Diseases Research Group	Rosell Nuvel, Anna	01/01/2017 - 31/12/2020	CRC
Biomedical Research in Cancer Stem Cells	Llaverias Pagès, Matilde	01/01/2017 - 31/12/2020	CRC
Biomedical Research in Melanoma - Animal model and cancer	Recio Conde, Juan Angel	01/01/2017 - 31/12/2020	CRC
Bioengineers and targets of radiant proteins cancer	Parlorci Barrient, Roserna	01/01/2017 - 31/12/2020	CRC
Biomedical Research in Gynaecology Group	Cil Moreno, Antonio	01/01/2017 - 31/12/2020	CRC
CIBERN- Neuromuscular, Drug Delivery and Targeting	Schwartz Navarro, Simon	01/01/2017 - 31/12/2020	CRC
Clínical neuroimmunology. Centre d'Esclerosi Múltiple de Catalunya (CEMCAT)	Montalban Gaitín, Xavier	01/01/2017 - 31/12/2020	CRC
Clínical Research and Epidemiology in Pneumonia & Sepsis (CRIPS)	Badia Gassiminas, Jordi	01/01/2017 - 31/12/2020	CRC
Maternal and Fetal Medicine Research Group	Carreras Monistrous, Elena	01/01/2017 - 31/12/2020	CRC
Vall d'Hebron University Hospital Microbiology Research Group	Pumarola Suñé, Tomás	01/01/2017 - 31/12/2020	CRC
Musculoskeletal Tissue Engineering	Aguirre Carpedeit, Marta	01/01/2017 - 31/12/2020	CRC
General surgery Research Group (ong-vhir)	Armengol Carrasco, Manuel	01/01/2017 - 31/12/2020	CRC
Autoimmunity and Thrombotic Disease	Selva O'Callaghan, Albert	01/01/2017 - 31/12/2020	CRC
Molecular Medical Imaging Research Group	Herrera Carracho, José Raul	01/01/2017 - 31/12/2020	CRE
Induction to immunosuppressed Paediatric Patients	Soler Palacín, Pere	01/01/2017 - 31/12/2020	CRPIM
Pneumology Research Group	Ferrer Sancho, Jaume	01/01/2017 - 31/12/2020	CRC
Apoptosis and Neurodegeneration	Comella Cartron, Joan Xavier	01/01/2017 - 31/12/2020	CRC
Neuroimmunology and Neurosurgery Research Group	Sahuquillo Barris, Juan	01/01/2017 - 31/12/2020	CRC
Pediatric Neurology Research Group	Macaya Ruiz, Alfons	01/01/2017 - 31/12/2020	CRC
Diabetes and Metabolism Research Group	Simó Canonge, Rafael	01/01/2017 - 31/12/2020	CRC
Blood, Organ Dysfunction & Resuscitation	Ferrer Roca, Ricard	01/01/2017 - 31/12/2020	CRE
Clínical Pharmacology Research Group	Dalfós Mora, Lucia	01/01/2017 - 31/12/2020	CRC
Psychiatry, Mental Health and Addictions	Calas Brogual, Miquel	01/01/2017 - 31/12/2020	CRC
Translational Research in Child and Adolescent Cancer	Sánchez de Toledo Codina, Josep	01/01/2017 - 31/12/2020	CRC
Research in Ophthalmology	García Arumí, José	01/01/2017 - 31/12/2020	CRC
Cellular Pathology	Hosegue Yasaroni, Anna	01/01/2017 - 31/12/2020	CRC
Headache Research Group	Pozo Rosich, Patricia	01/01/2017 - 31/12/2020	CRE
Spine Research Unit	Pellisé Urquiza, Ferran	01/01/2017 - 31/12/2020	CRC
Growth and Development	Cereceda Lázaro, Antonio	01/01/2017 - 31/12/2020	CRC
Digestive System Research Unit	Azpiroz Vidaur, Fernando	01/01/2017 - 31/12/2020	CRC
Group of Alternative Research in Digestive Tract Tumors	Arango Cano, Diego	01/01/2017 - 31/12/2020	CRC
Immunobiology	Sayas Ortega, Juan	01/01/2017 - 31/12/2020	CRC
Vall d'Hebron Initiative for Regenerative Medicine	Barrel Nieto, Juan Pedro	01/01/2017 - 31/12/2020	CRC
Bioengineering, Orthopaedics and Pediatric Surgery	García Fontanilla, Cèlia Caio	01/01/2017 - 31/12/2020	CRC
Diagnostic Nanotools, DNA	Baldrich Rubio, Eva	01/01/2017 - 31/12/2020	CRC
Translational Molecular Pathology	Ramon y Cajal Agüeras, Santiago	01/01/2017 - 31/12/2020	CRC
Neuroimaginarthe diseases	Vila Bover, Miquel	01/01/2017 - 31/12/2020	CRC
Cardiovascular diseases	Ferrera González, Ignacio	01/01/2017 - 31/12/2020	CRC

Granted Projects

NATIONAL	NUMBER OF GRANTED PROJECTS
Academia Ciències Mèdiques Catalunya i Balears	1
AGAUR	3
Ajuntament Barcelona	1
Association Española Contra el Cáncer	1
Centro de Medicina Reg.de Barcelona - CMRB	1
CERCA (Centres de Recerca de Catalunya)	3
Centro de Medicina Reg.de Barcelona - CMRB	1
FUNDACIÓ INFESIDA/SOCIETAT	2
Fundació Barcelona Mobile World Capital Foundation	1
FUNDACIÓ INFESIDA/SOCIETAT	2
Fundació La Marató de TV3	3
Fundació Víctor Grifols i Lucas	1
Fundación Invest. y Prevg. Salud en España - FIPSE	2
Fundación Invest. Médica Mutua Manresa	1
Fundación March Salud	1
Fundación Ramón Areses	1
FUNDACIÓN SEGOT	1
Generalitat de Catalunya - Departament de Salut	5
Gilead Sciences SL	4
Instituto de Salud Carlos III	32
Ministerio Economía, Industria y Competitividad	3
Sociedad española de cirugía oncológica - GECO	2
SOCIEDAD ESPAÑOLA DE LA NOBELLA	1
Sociedad Española de Hematología (S.E.H.)	1
Societat Catalana de Cardiologia	1
Societat Catalana de Pneumologia - AGAMUR	1
TOTAL	75

INTERNATIONAL	NUMBER OF GRANTED PROJECTS
European Commission	13
EUROSPINE	1
Michael J. Fox Foundation	1
The Innovative Medicines Initiative	3
Programación Conjunta Internacional (BCD-European Commission)	3
TOTAL	21

© VHIR 2020 | Fundació Institut de Recerca Hospital Universitari Vall d'Hebron 2017 | Developed by Indesan

Clinical trials

Clinical trials by HUVH Services

SERVICE	NO. CLINICAL TRIALS
Oncology	646
Hematology	170
Neurology	72
Pediatrics oncohemato.	54
Internal medicine 2-Hep.	52
Internal medicine 1	46
General pediatric	44
Pneumology	32
Nephrology	29
Neuroinmunology	29
Infectious	26
Intensive care	16
Cardiology	13
Endocrinology	11
Psychiatry	9
Pediatrics nephrology	8
Ophthalmology	7
Genetics	5
Anaesthesia	4
Digestive	4
Traumatology surgery	4
Urology	4
General surgery	3
Neurosurgery	3
Obstetrics	3
Neurophysiology	3
Preventive medicine	3
Dermatology	2
Gynecology	2
Neonatology	2
Others	2
Plastic / burned	2
Rehabilitation	2
HBP surgery	1
Immunology	0
Maxillofacial surgery	0
TOTAL	1313

Clinical trials approved, classified according to the trial area

SERVICE	NO. CLINICAL TRIALS
ONCOLOGY (VHIO)	189
VAM	15
SICARDPATH	32
NEUROSCIENCES	36
DIGEST. AND HEPA. DISEASES	15
INFECTIOUS DISEASES	13
OTHERS	9
OBST., PEDIAT. AND GENE	6
SURGERY RESEARCH	2
TOTAL	317

Other Studies

EPA	33
Medical Device (MD)	2

Funding evolution

	2012	2013	2014	2015	2016	2017	2018	2019
Phase I-II	4.0M€	5.8M€	6.8M€	6.9M€	8.6M€	9.5M€	10.8M€	12.6M€
Phase III	4M€	3.6M€	4.1M€	4.7M€	5.9M€	6.2M€	9.1M€	8.3M€
Phase IV	0.3M€	0.9M€	0.9M€	0.4M€	0.4M€	0.3M €	0.2M€	0.13M€
EPA	0.2M€	0.3M€	0.3M€	0.2M€	0.26M€	0.38M€	0.23M€	0.49M€
TOTAL	8.53M€	10.51M€	12.11M€	12.29M€	15.15M€	16.44M€	20.33M€	21.52M€

Actives in 2019

Service	No. Clinici Trials
Industry	1136
VHIR Researchers	152
Other Hospitals / Foundations	25
TOTAL	1313

Clinical trials approved, classified according to the trial phase

Phase I-II	178
Phase III	129
Phase IV	10
TOTAL	317

Clinical trials classified according to promoter

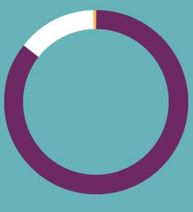

272 | 86%
INDUSTRY

44 | 14%
VHIR RESEARCHERS

1 | 0%
OTHER HOSPITALS / FOUNDATIONS

Facts and Figures

RESEARCH ACTIVITIES
Publications
Research Projects and Networks
< Clinical trials
Events and Seminars
Master's Degree in Traslational Biomedical Research
Thesis
WIDER Barcelona

VHIR STATISTICS

VHIR Report

© FIR-HUVH Fundació Institut de Recerca Hospital Universitari Vall d'Hebron 2019 | Developed by: ondeuev

Events and Seminars

344

TOTAL

2 EXTRAORDINARY CONFERENCES

39 COURSES

235 SEMINARS AND SESSIONS

68 THESIS

Seminars

Activities-Seminars-Workshops VHIR-HUVH of interest	23
Cycle of Seminars on Rare Diseases	2
VHIR Seminar	30
CIBBIM seminars (Nanomedicine)	11
Neuroscience Seminars	8
Innovation Session (VHIR)	4
VHIR Academic ceremony – Masther Opening day	1
TOTAL	79

Conferences/VHIR/HUVH days

Annual Conference	1
VHIR Scientific Conference	1
TOTAL	2

Courses

UAT Course/Seminar	4
VHIR/HUVH training courses	5
UEB Courses	6
USIC Courses	1
Online Courses	1
Labour risk prevention courses	21
Languages	1
TOTAL	39

SESSIONS

VHIR Sessions	6
UAT Sessions	2
VHIR Sessions	6
Scientific Sessions, Cardiology Department	34
Clinical sessions, Digestive	36
Haemostasis and Thrombosis sessions	6
Clinical sessions, Hematology	19
Clinical sessions, Haemophilia	6
Neurology Service Sessions	41
TOTAL	156

THESIS

TOTAL	68

© FIR-HUVH Fundació Institut de Recerca Hospital Universitari Vall d'Hebron 2019 | Developed by: ondeuev

Master's Degree in Trasiational Biomedical Research

Enrolment to the studies

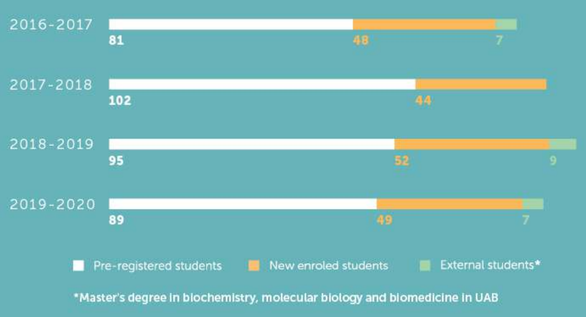

*Master's degree in biochemistry, molecular biology and biomedicine in UAB

	2015-16	2016-17	2017-18	2018-19
Average grade	8.59	8.5	8.4	8.65
Graduation rate	94%	98%	98%	100%
Internship at VHIR	65%	73%	68%	87%

Grants

COMPANY	2016-17	2017-18	2018-19	2019-20
Santander	0	0	0	0
VHIR-Fundació Catalana per la Recerca i Innovació	0	0	0	0
Roche	1	1	1	1
Fundació Banc Sabadell	4	4	0	0
Ferrer	2	1	1	1
TOTAL	7	6	2	2

Student background

	2015-2016	2016-2017	2017-2018	2018-2019	2019-2020
Biology	7	10	9	9	10
Biochemistry	12	8	4	13	4
Biomedicine	7	8	8	15	15
Biotechnology	10	13	16	11	13
Genetics	2	1	2	2	2
Medicine	2	1	1	3	1
Veterinary Medicine	0	2	0	0	0
Pharmacy	0	0	2	0	2
Microbiology	5	2	0	0	1
Nanoscience and nanotechnology	0	3	2	0	1
Other	3	0	0	0	0
TOTAL	48	48	44	53	49

Profile

	2014-2015	2015-2016	2016-2017	2017-2018	2018-2019	2019-2020
Female						40
Male						9
Students coming from UAB	20	21	17	11	17	13
Students from other SUC universities	10	17	16	18	22	26
Students coming from other universities in the state	7	9	12	12	13	9
Students from foreign universities	0	1	3	3	3	1

Work Insertion

	2014-2015	2015-2016
Currently working	83%	92%
Working at VHIR	39%	30%
Working in Private Companies	42%	29%
Working in Public Sector	58%	71%
Continued with PhD studies	59%	64%

© FIR-HUVH Fundació Institut de Recerca Hospital Universitari Vall d'Hebron 2019 | Developed by: ondeuev

Thesis

68

DOCTORAL THESIS READ (UAB)

PHD STUDENT / TITLE	THESIS DIRECTOR/S
Jiménez Gómez, Luis Miguel / Síndrome de resección anterior de recto. Análisis de los factores asociados y su conocimiento entre la comunidad quirúrgica.	Espín Basany, Eloy; Armengol Carrasco, Manuel; Sánchez García, José Luis
Martínez Ramos, María Elena / Evaluación de la efectividad de una intervención basada en la disminución de las horas de sedestación en pacientes con sobrepeso y obesidad moderada (proyecto SEDESTACTIV)	Selva O'Callaghan, Albert
Vilca Yengle, Luz María / Inmunización materna: Cobertura de vacunación antigripal y morbilidad asociada a la gripe en gestantes en Cataluña. El papel de ginecólogos-obstetras y matronas en la promoción de la inmunización materna	Campins Martí, Magda
Simó Servat, Olga / Neurodegeneration and inflammation: two crucial pathogenic events in diabetic retinopathy. New experimental insights and clinical perspectives	Simó Canonge, Rafael; Hernández Pascual, Cristina
Mendoza Cobaleda, Manel / Seguiment de gestants portadores de pessari cervical mitjançant ecografia 2D i 3D	Carreras Moratonas, Elena; Goya Canino, María del Mar
Marsal Mora, Josep Ramon / Estimación del tamaño de muestra requerido en el uso de variables de resultado combinadas: nuevas aportaciones	Ferreira González, Ignacio
Solà Adell, Cristina / Efecte de la neurodegeneració de la retina en les alteracions microvasculars de la retinopatia diabètica. Estudi dels mecanismes patogènics i implicacions terapèutiques l'exemple del dobesilat de calci	Simó Canonge, Rafael; Hernández Pascual, Cristina; Bogdanov , Patricia Monica
García Pascual, Luis Maximo / Predictive biomarkers of hypercalciuria in patients with permanent postsurgical hypoparathyroidism. Clinical implications.	Simó Canonge, Rafael
Barro Ojeda, Víctor / Femoral Head Osteonecrosis Treatment with Advanced Cell Therapy and Biomaterials in an Experimental Sheep Animal Model	Cáceres Palou, Enric; Aguirre Canyadell, Mario
Fernández Codina, Andreu / Malaltia Relacionada amb la IgG4	Martínez Valle, Fernando; Torres Ramírez, Inés de; Solans Laque, Roser
Rueda García, María / Diagnóstico de los pacientes con alergia a gamba	Selva O'Callaghan, Albert
Liebana Laura, Romera / Efectividad de una intervención multifactorial para la modificación de parámetros de fragilidad en población anciana	Selva O'Callaghan, Albert
Pizzi , María Nazarena / 18F-FDG-PET/Angio-TC (PET/CTA) en pacientes con sospecha de Endocarditis Infecciosa: Utilidad diagnóstica e impacto en las decisiones terapéuticas	García-Dorado García, David; Fernández Hidalgo, Nuria
Riera Bosch, María Teresa / Tos ferina a Pediatria: Factors pronòstic d'evolució en el pacient hospitalitzat	Soler Palacín, Pere
Server Salvà, Anna / Microanatomia comparada del nervi ciàtic i validació d'un nou biomarcador en injeccions intraneurals	Mesas Idáñez, Ángeles; Aguilera Martín, Cristina
Lobo Escolar, Luis / Factores de riesgo y modelo de predicción de reruptura clínica tras reparación artroscópica del manguito rotador en pacientes activos (estudio Rotamod)	Minguell Moñart, Juan
esteban Marcos, Irene / Aplicación clínica de los paneles de genes de susceptibilidad al cáncer: caracterización de variantes en genes de riesgo e impacto psicológico	Barret Nerín, Juan Pedro; Armengol Carrasco, Manuel
Tirado Esteban, Ana / Recuperación de la sensibilidad en la epidermis y la dermis de los pacientes quemados: patrones de alteración	Armengol Carrasco, Manuel; Barret Nerín, Juan Pedro
Sauri Nadal, Tamara / Caracterització molecular dels tumors de vies biliars avançats i identificació de potencials biomarcadors predictius de resposta a noves dianes terapèutiques	Tabernero Caturla, Josep
Gonzalez Fernandez, Carolina / Complejidad y conservación de la quasiespecies del virus de la hepatitis B analizada mediante secuenciación masiva en el gen X. Asociación con la actividad replicativa e identificación de regiones hiperconservadas en el genoma viral.	Buti Ferret, María; Rodríguez Frías, Francisco; Tabernero Caellas, David
González Sánchez, Elena / Study of the in vivo cooperation between oncogenic BRAF, LKB1 loss and UV irradiation	Recio Conde , Juan Angel
Giralt Buch, Irina / Estudi del mecanisme d'inhibició de la via Wnt en rabdomiosarcoma: el paper oncogènic de Dickkipf-1	Roma Castanyer, Josep; Gallego Melcón, Soledad
García Carro, Clara / La inflamación subclínica del injerto como modulador de la evolución del transplante renal: repercusión a nivel inmunológico, histológico y sistématico	Serón Micas, Daniel; Moreso Mateos, Francesc
Carvajal López, Fernando / Hal-Rar: ligadura arterial hemorroidal guiada por doppler y reparación recto-anal comparado con la hemorroidectomía excisional para el tratamiento de las hemorroides grado III-IV	Espín Basany, Eloy; Balibrea del Castillo, José María
Rodríguez Villatoro, Noelia / Tratamiento hiperagudo de las lesiones de la arteria carótida interna extracraneal en las oclusiones en tándem: comparación de diferentes opciones terapéuticas y de su impacto en la aparición de complicaciones y en el pronóstico funcional	Rodríguez Luna, David; Molina Cateriano, Carlos; Álvarez Sabín, José
Balcells Ramírez, Joan / Soporte vital extracorpóreo con oxigenación con membrana extracorpórea en pediatría: análisis de casuística y resultados del Hospital Universitario Vall d'Hebron	Moreno Galdó, Antonio
Forcadell Drago, Emma / Impacte de la implementació d'una guia per al tractament de la dislipèmia en prevenció secundària de la malaltia cardiovascular sobre el control del colesterol en cardiopatia isquèmica	Ferreira González, Ignacio
Gran Ipiña, Ferran / Diagnóstico y tratamiento de la miocarditis aguda en pediatría	Rosés i Noguer, Ferran; Albert Brotons, Dimpna Callia
Mora Ramírez, Diana Paola / Terapia celular con epitelio pigmentario de la retina y precursores de fotorreceptores como nueva estrategia terapéutica para la retinosis pigmentaria	Zapata Victori, Miguel Angel
Boned Riera, Sandra / Estrategias de mejora en la eficacia del tratamiento endovascular en el ictus isquémico agudo	Ribó Jacobi, Marc; Molina Cateriano, Carlos
Torra i Talavera, Albert / Transcription factor eb-mediated neurotrophic and neuroprotective effects: relevance to parkinson's disease	Bove Badell, Jordi; Vila Bover, Miquel
Watson Badia, Eva Carolina / La implementació de la simulació clínica d'alta fidelitat en el Grau en Infermeria: un estudi mixt sobre les experiències dels estudiants	Bernabeu i Tamayo, Mª Dolors
Quintana Vega, Angela / Evaluación inmunogénica de los tumores de mama triple negativos en relación a la presencia o no de linfocitos intratumorales	Cortés Castan, Javier; Muñoz Couselo, Eva; Peg Camara, Vicente
Chaverri Fierro, Daniel / TGF-B1 y otras moléculas como biomarcadores de consolidación ósea en pseudoartrosis hipertrófica de huesos largos	Minguell Moñart, Juan; Vives Armengol, Joaquim
Montoro Gómez, Mª Julia / Improvement strategies for the prognostic evaluation of myelodysplastic syndromes patients	Bosch Albareda, Francesc
Castro González, Lidia / Estudio de las subunidades reguladas por SUR1 (Kir6.2 y TRPM4) en las contusiones cerebrales traumáticas y la isquemia cerebral focal. Desarrollo de un modelo animal de infarto maligno en cerdo	Sahuquillo Barris, Joan
Ruiz Vega, Cisela / Magneto-ensayos electroquímicos en un solo paso para su integración en dispositivos diagnósticos POINT-OF-CARE (POC)	Baldrich Rubio, Eva
Gregoraci Fernández, Angela / Papel de las cánulas nasales de alto flujo en el destete de CPAP-N en prematuros con riesgo de desarrollar patología pulmonar crónica	Castillo Salinas, Félix
Bilal Espejo, Faiz / Targeting the Mek1/2-Erk1/2 signaling pathway in pancreatic cancer	Arribas López, Joaquín Vicente; Tabernero Caturla, Josep
Paris Coderch, Laia / Evaluation of the therapeutic potential of ABTL0812 in neuroblastoma	Segura Ginard, Miguel; Soriano Fernández, Aroa
Gual Tarrada, Neus / Perfil i evolució de pacients d'edat avançada amb malalties cròniques ingressats en una unitat de subagudes	Inzitari , Marco; Selva O'Callaghan, Albert
García Vives, Eloy / Exosomas urinarios: Identificación de biomarcadores de respuesta clínica en la nefritis lúpica	Cortés Hernandez, Josefina
Bausili Portabella, María Montserrat / Supervivencia a largo plazo de las lentes intraoculares de cámara posterior suturadas a esclera	García Arumí, José
Parrilla Ocon, Alfonso / Targeting mitosis in ovarian cancer. The study of Bora as a future therapeutic avenue	Santamaria Margalef, Anna
Badia Pérez, Anna / Antioxidant nanoparticles for the treatment of Age-related Macular Degeneration: preclinical studies in the DKOrdB mouse model	García Arumí, José; Fontrodona Montals, Laura
Hernandez Ruiz, María eugenia / Mecanismos epigenéticos con valor pronóstico en el carcinoma escamoso cutáneo	García-Patos Briones, Vicente
Mestre Torres, Jaume / Factors pronòstics en la pèrdua visual en larteritis de cèl·lules gegants	Solans Laque, Roser
Los Arcos Bertiz, Ibai / Avances en las enfermedades infecciosas del trasplante de órgano solido	Gavaldà Santapau, Joan; Len Abad, Oscar
Blazquez Bermejo, Cora / Estimulación de la síntesis de nucleótidos como tratamiento de los defectos en la replicación del ADN mitocondrial	Cámara Navarro, Yolanda; Martí Seves, Ramón
Boloix Amenós, Ariadna / Quatsomes as a novel nanocarrier for clinical delivery of small RNA	Segura Ginard, Miguel
Sulleiro Igual, Elena / Aplicación de las técnicas moleculares en el diagnóstico y seguimiento de pacientes con Enfermedad de Chagas crónica en un área no endémica	Pumarola Suñé, Tomàs; Molina Romero, Israel
Aznar Ruiz de Alegría, María Luisa / Tuberculosis multirresistente en un área rural de Angola	Molina Romero, Israel
Radoi , Irina Andreea / Alteraciones neuropsicológicas y lesiones encefálicas en el traumatismo craneoencefálico leve	Sahuquillo Barris, Joan; Poca Pastor, Ma Antonia
Pozuelo Del Río, Marta / Metagenómica en la enfermedad inflamatoria intestinal	Manichanh , Chaysavanh
Valls de Lacalle, Laura / Prevenció del dany per reperfusió mitjançant inhibició reversible de la succinat deshidrogenasa mitocondrial. Mecanismes implicats	Rodríguez Sinovas, Antonio
Román Canal, Berta / EV-associated miRNAs as a new source of biomarkers in endometrial, colorectal and lung cancers	Colas Ortega, Eva
Cantero Perez, Jon / Papel de las células inmunes residentes en la mucosa cervicovaginal ante las infecciones de transmisión sexual	Genesca Ferrer, Meritxell
Guimaraes De Marcondes, Priscila / Identification of novel biomarkers of response to regorafenib for patients with colorectal cancer	Arango Corro, Diego
Maggio , Valentina / Novel tools to study aggressive prostate cancer	Paciucci Barzanti, Rosanna; Morote Robles, Joan
Andrés Vargés, Cristina / Los picornavirus. De la levedad a la gravedad	Pumarola Suñé, Tomàs
Álvarez de la C Crespo, Elena / A machine learning model for improving the annotation of protein sequence variants in sequencing projects	De la Cruz Montserrat, Fco. Xavier
Navarro Mercadé, Jordi / Optimització del tractament antiretroviral en pacients amb infecció crònica per VIH	Crespo Casal, Manuel; Curran Fàbregas, Adria
Viñas Gimenez, Laura / Cell base assays to investigate the functional relevance of HLH genetic variants	Martínez Caillo, Mónica; Sayos Ortega, Juan
Calleja Yagüe, Mª Isabel / Neuronal phenotype characterization of faim-ko mice	Cornella Carnice, Joan X.; Pérez García, María Jose
Arando Lasagabaster, Maider / La reemergencia de la sífilis en Barcelona 2003-2015	Vall Mayans, Martí
Moreno Grau, Sonia / The Genetic Basis of Alzheimer's disease and its related endophenotypes	Dr. Agustín Ruiz Laza
Pons Delgado, Mònica / Paper de l'elastografia hepàtica i esplènica en el diagnòstic, segument i tractament de la malaltia hepàtica crònica avançada compensada	Genescà Ferrer, Joan; Augustin Recio, Salvador
Arevalo Bautista, Jazmine Paola / The role of STAT3 phosphorylation state in clear cell renal cell carcinoma (ccRCC)	Meseguer Navarro, Anna

© FIB-HUVH Fundació Institut de Recerca Hospital Universitari Vall d'Hebron 2019 | Developed by: ondeseav

WIDER

The 13th International Notes-WIDER-Barcelona Course has presented the most innovative techniques in endoluminal endoscopic surgery

The Vall d'Hebron University Hospital has hosted the 13th edition of the International Notes-WIDER-Barcelona course, which includes conferences and practical workshops on gastroenterology and surgery and digestive endoscopy every year since 2007.

The course, which took place on November 25 and 26, has brought together a hundred international surgeons and experts in these fields in order to update them in the immediate future of transluminal endoscopic surgery for natural orifices (or Notes) , **since "they are less invasive methods and that allow to avoid incisions and external scars in the abdominal surgeries, and with faster recovery of the patient"**, according to explains the Dr. Josep Ramon Armengol, director of the course and the WIDER-Barcelona Institute. Interventional therapeutic techniques derived or related to this type of surgery have also been presented with live transmissions and with simultaneous discussion from the endoscopy rooms in the auditorium.

In addition to the theoretical conferences, participants were able to attend practical and interactive sessions in two operating theaters of the Digestive Endoscopy Service and the Vall d'Hebron Research Institute (VHIR) thanks to video transmission. The practical sessions have allowed the demonstration of techniques of anesthesia, intubation and sounding; pathways such as anastomosis, transgastric cholecystectomy, transvaginal, appendectomy, and hinging closure techniques; endoscopic retrograde cholangeoproteoteography (CPRE), echoendoscopy of support and therapeutics and access to mediastin, POEM, LECS, et cetera.

In addition, this year's novelty has been explained the premiere of the new radiological robot of the Digestive Endoscopy Service, which last July operated a patient with a biliocopic and pulmonary fistula. **"A resection of a liver tumor with right hepatectomy was done and the closure was done thanks to the assistance of the robot, called Artis Pheno,"** says Dr. Armengol.

The course has been led by Dr. Josep Ramon Armengol, Dr. Manuel Armengol Carrasco, head of the VHIR General Surgery Research Group, Dr. Antonio José Torres García and Dr. Joan Dot Bach, Head of the Digestive Endoscopy Service, and has received the support of Vall d'Hebron University Hospital and VHIR and the collaboration of the "La Caixa" Community Projects Foundation and the Autonomous University of Barcelona.

Facts and Figures

RESEARCH ACTIVITIES

Publications

Research Projects and Networks

Clinical trials

Events and Seminars

Master's Degree in Traslational Biomedical Research

Thesis

< WIDER Barcelona

VHIR STATISTICS

VHIR Report

© FIR-HUVH Fundació Institut de Recerca Hospital Universitari Vall d'Hebron 2019 | Developed by: ondeuev

Economic summary

45.44
TOTAL (M€)

42.44 VHIR (M€)

2.00 HUVH (M€)

1.00 CIBER (M€)

Total income in millions of euros (M€)

2019 VHIR Income breakdown (M€)

A	National Grants/Networks	10.70
B	International Grants/Networks	2.45
C	Public Funding	2.10
D	Clinical Trials	7.60
E	Donations	5.25
F	Teaching	1.30
G	Research Services	3.70
H	Financial Incoming	0.14
I	Agreements Industry	9.20
TOTAL		42.44

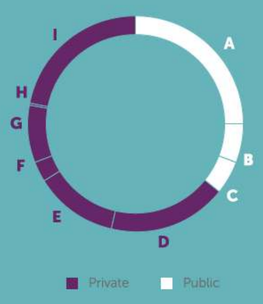

VHIR Total income in millions of euros

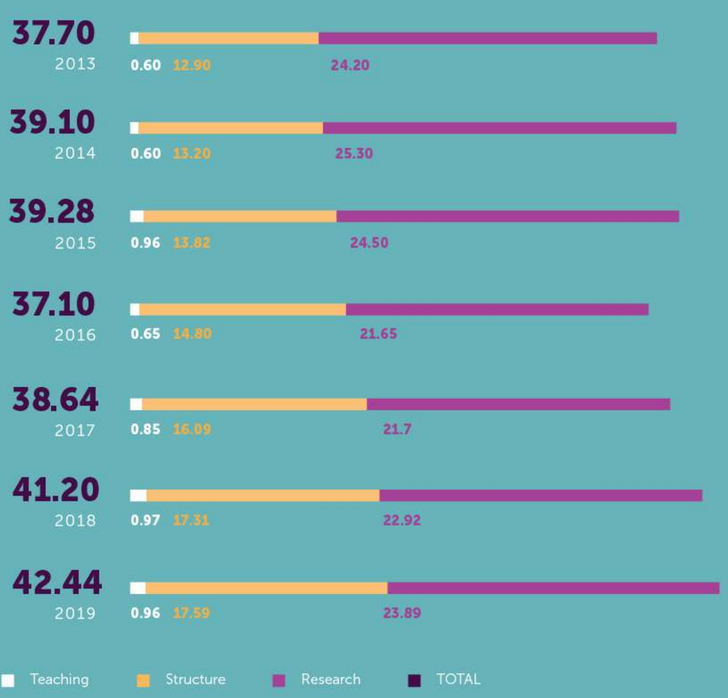

© FIR-HUVH Fundació Institut de Recerca Hospital Universitari Vall d'Hebron 2019 | Developed by: ondeuev

Core Facilities

LAB ANIMAL SERVICE

Animals used in research

13 362
TOTAL

12 295
MICE

1067
RATS

Annual Average of cages and individuals/week

3154
MICE

172
RATS

Active Procedures per Species

69
MICE

21
RATS

Active produces per area and species

AREAS/ SPECIES	MICE	RAT
Oncology	16	1
Vascular Biology and Hemostasis Unit	1	
Pneumologyy	16	1
Infectious Disease	1	
Digestive and Liver Disease	1	1
Immunomolecular Diseases and Immunity Therapies	1	
Research in Surgery	1	
Obstetrics, Pediatrics and Genetics		
Urology	24	1
AMPO		
Others	2	1
TOTAL	62	5
NUMBER OF PROCEDURES	70	

Experimental Surgery Unit

ANIMALS USED IN RESEARCH	
Rabbits	176
Sheep	12
Pigs	125
TOTAL	313

ACTIVE PROCEDURES PER AREAS	
Rabbits	6
Sheep	2
Pigs	4
In vivo procedures	1
TOTAL	13
NUMBER OF PROCEDURES	21

Active procedures per area and species

AREAS	RABBIT	SHEEP	PIG
Animal Injection			1
Oncology			1
Vascular Biology and Hemostasis Unit			
Pneumologyy		1	
Infectious Disease			
Obstetrics, Pediatrics and Genetics		1	
AMPO			1
Others	1		1
TOTAL	1	2	5
NUMBER OF PROCEDURES	2		

Preclinical imaging plataform activity per group

OPTICAL IMAGING

RESEARCH GROUPS	ATHEROMA GROUP	SUPERPROTEIN GROUP	THERAPEUTIC GROUP
VIVIS	214	31	20
FMIS	68175	7630	
External users	21	5130	1
TOTAL ANIMAL	68410	12791	19

MICROCT

RESEARCH GROUPS	STUDIES PROCEDURES AND ANALYSIS	RESEARCH PROJECTS
VIVIS	520	5
FMIS	752	10
External users	1012	5
TOTAL ANIMAL	2012	20

ULTRASOUND

RESEARCH GROUPS	STUDIES PROCEDURES AND ANALYSIS	RESEARCH PROJECTS
VIVIS	256	3
FMIS	127	1
External users	28	1
TOTAL ANIMAL	512	7

BIOBANK

Number of new Biobank donations

2265
TOTAL

Cardiology Bank	223
Digestive Pathologic Bank	30
Feto/ Tissue Bank	-
Gastrointestinal Pathologic Bank	-
HGP	186
Immunology Bank	181
Hepatology Bank	1
Neurodegenerative Pathologic Bank	16
Neurological Tissue Bank	16
Obesity Bank	16
Paediatric Endocrinology Bank	-
Pulmonar Bank	447
Sepsis Bank	2
Tumor Bank	1625

Number of Projects which have asked for sample processing services

38
TOTAL

12
CARDIOVASCULAR BANK

1
DIGESTIVE PATHOLOGICAL BANK

3
IMMUNOLOGY BANK

1
CIRCULATORIAL PATHOLOGICAL BANK

7
HEPATOLOGY BANK

3
PULMONARY BANK

1
DEFIED BANK

2
TUMOR BANK

1
OTHER

Number of Projects which have asked for samples Molecular Transfer Service

23
TOTAL

7
CARDIOVASCULAR BANK

3
HGO

4
IMMUNOLOGY BANK

1
NEUROLOGY BANK

5
PULMONARY BANK

2
DEFIED BANK

1
TUMOR BANK

Number of publications which have used biobank sample collections

15
TOTAL

1
INFECTIOUS DISEASE

1
VITAL TISSUE BANK

2
HGO

9
TUMOR BANK

2
DEFIED BANK

UIAT (High Technology Unit)

User groups

47
TOTAL

42
PUBLIC

3
PRIVATE INSTITUTION

2
PUBLIC RESEARCH ORGANIZATIONS

Services performed

15 562
TOTAL

1271
MOLECULAR PHYSIOLOGY

8518
GENOMICS

2918
NEUROBIOLOGY

1894
OTOMICS

962
METABOLOMICS

Training and educational activities

TITLE	TYPE OF ACTIVITY
"Drink Jag", drug/alcohol/jaqueo: the drink, overall using of ATS and alcohol in young people	Technology update seminar (in collaboration with external company)
Cell culture for beginners	Cell culture (in collaboration with external teaching personnel)
Cell culture for technicians and cellular biology students	Cell culture (in collaboration with external company)
Introduction of the UIAT core: confocal microscopes Leica Leica-SP8 (Fluorescence)	Presentation of UIAT new equipment/ TS
Leica Tissue Vs molecular Pathology: Enhanced and organized IHC techniques, immune staining	Technology update seminar (in collaboration with external company)
Cytologicaqu tube system and software	Cell course (in collaboration with external company)
Xenobiotic-mediated vitiliv	Vitiliv activity
Participation in Vitiliv	Vitiliv activity

Training in Genomics
Training in Molecular Genetics
Training in Proteomics
Training in Metabolomics

New internal services

PLATFORM	SERVICE
Microscopy	Acquisition and post-cut of a new confocal microscope Zeiss LSM880 with super resolution Airyscan (Airyscan 2)
Molecular Physiology	Upgrade of the Cerebrian array system to 3 cutaneo detection (for participating actual)
Metabolomics	Semi-Volume quantification in mass tissue
Proteomics	Measurement of DYRK1A protein from homogenates and extracts in serum
Metabolomics	Bioinsulina quantification in serum
Metabolomics	Ketoacetic acid/ Bioinsulina quantification in serum/ biological matrices
Metabolomics	Validated method for the direct analysis of ketoacetic

UISC (Clinical Research Support Unit)

UISC Healthcare Platform

	TOTAL UE	TOTAL Donated
In clinical trials UISC (healthcare long-active clinical trials in HUVA)	31.774	
% of the set of healthcare spaces	44.5%	
Request of studies for medical assessment	116	
Request of studies by the supplier	10	
Request of studies for support of research name	374	
Use of beds	1.122	
Ex. Ambulatory treatments	250	
No. principal investigators	70	
No. participants (patients)	74	
Clinical trials/studies active during 2016	70	
Performed of public funded studies	54	
Performed of private funded studies	10	
% expense used for monitoring/audits/authorities/ selection visits, start-up and close-out visits	0%	

UEB (Statistic and Bioinformatics)

UEB services by type

	TOTAL UE	TOTAL Donated
Teaching activities (Courses & Personnel)	6.613,5	29%
Advanced Data Analysis	1.000	4%
High Throughput Data Analysis (Bioinformatics)	14.108,0	100%
Data Analysis for Clinical Research (Biostatistics)	10.703,5	10%
Analytical & methodological consultancy services/ Pre-Study*	6.128,5	4%
Scientific results communication		
Patents & application development	5.780,5	40%
Project Drafting and Implementation development settings		
Banding of UEB resources		
Total, particular (no Donat*)	131.447,0	
TOTAL (with No Donat*)	151.023,5	

UEB results by user type

	TOTAL UE	TOTAL DONATED
Internal	38.700,0	1.000
UAB		
UPF		
External Affiliate	12.128,5	224
Support Units		
Other	94.618,5	

ARO (Academic Research Organization)

Services we have worked with

Oncology	9
Digestive System	1
Pneumonology	2
Psychiatry	
Cardiology	5
Neurology	5
Infectious Disease	2
Immunology	1
Hepatology	5
Surgery	1
Urinology	4
Transplant	1
Dermatologyy	1
Endocrinology	1
Gerontology	1
Traumatology	1
Hematology	1
Pharmacy	
Paediatric Pneumonology	2
Intensive Care	1
Ophthalmology	1
Prevention	1
Urology	
Other	10
TOTAL	70

Phases of the studies

Development area

38
NATIONALS

22
INTERNATIONALS

Carriers participating

18
SPONSORS

42
ARO FACILITIES

Promoter

7 | 11.67%
PRIVATE INDUSTRY

19 | 31.67%
UAB

8 | 13.33%
PHARMACEUTICAL LABORATORIES

23 | 38.33%
UPF

3 | 5.00%
UNIVERSITY

Clinical studies managed through networks

Cancer	14	20%
RCMAR	15	21.43
ICORG	12	17.14
Out of networks	31	44.43

© 2016 Vall d'Hebron Institute for Research Digital version of Vall d'Hebron Unit Research Services

Innovation

149
INNOVATION REQUESTS

283
PATENTS

Facts and Figures

RESEARCH ACTIVITIES

VHIR STATISTICS
Economic summary
Core Facilities
< Innovation
Human resources
Media

VHIR Report

Evolution of patents*

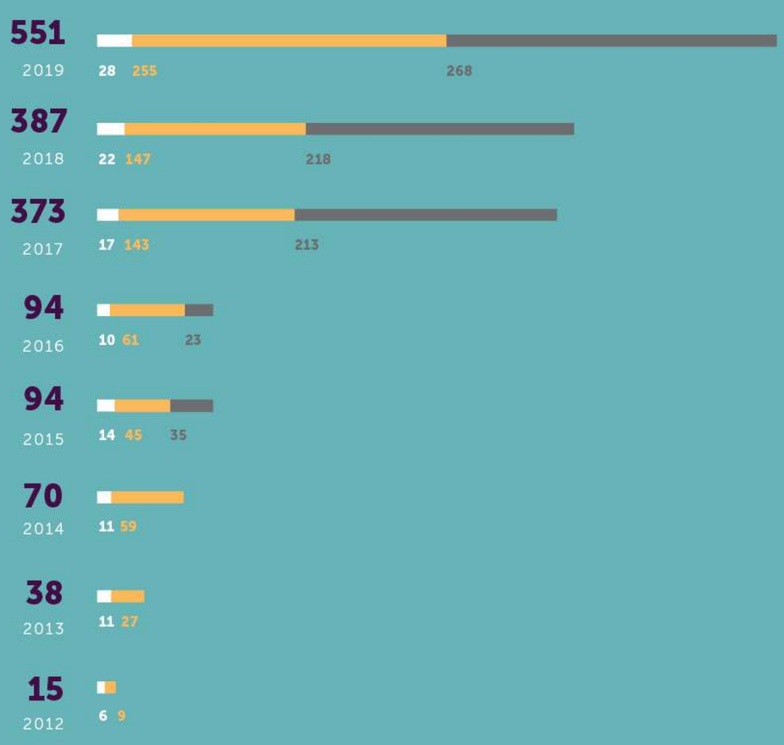

Priority patents (national and international) | Extensions (PCTS and entry in national phases) | Denied/ Abandoned | TOTAL

* From 2015, patents are separated by active (Priority and Extensions) and the denied ones.

Evolution of committed revenues from innovation activity

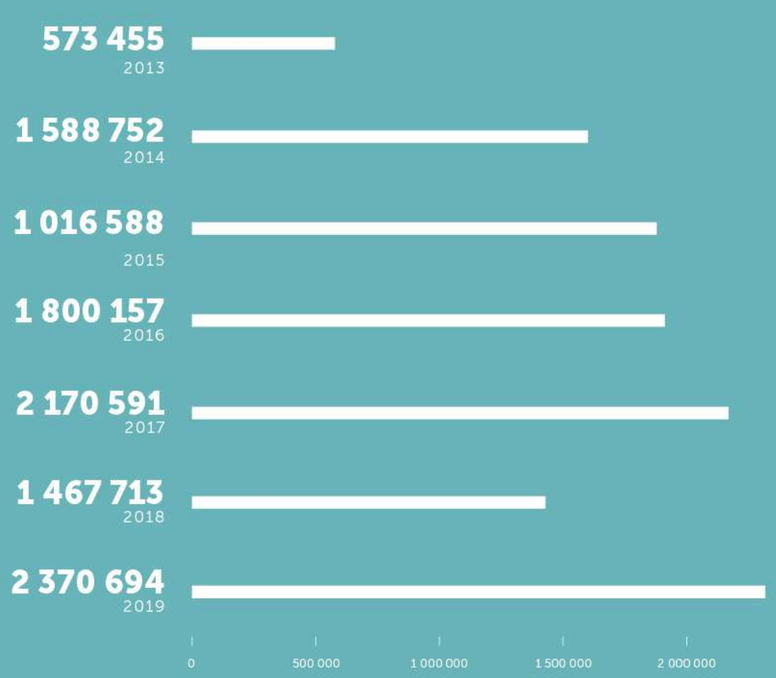

© FIR-HUVH Fundació Institut de Recerca Hospital Universitari Vall d'Hebron 2019 | Developed by: ondeuev

Facts and Figures

RESEARCH ACTIVITIES
VHIR STATISTICS
Economic summary
Core Facilities
Innovation
< Human resources
Media
VHIR Report

Human resources

Staff

1861 TOTAL

1102 RESEARCH

759 SUPPORTING RESEARCH

Distribution according to professional category

RESEARCH STAFF	1102
Researchers	695
Predocs	284
Postdocs	123

SUPPORT	759
Laboratory	108
Administrative	48
Graduates	364
Nurses	177
Others	62

Evolution of the staff

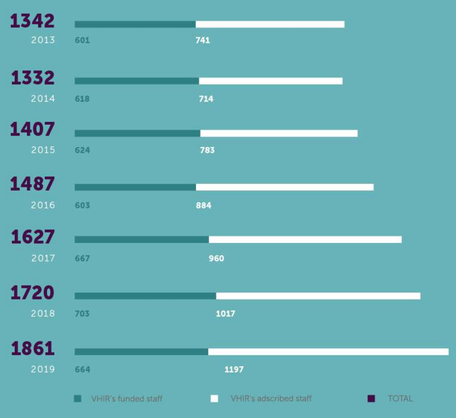

Contracting entities

VHIR and HUVH staff by gender, age and nationality:

37% MALE

63% FEMALE

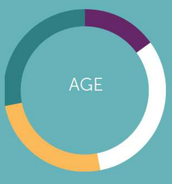

15% <30

30% 30-40

25% 41-50

30% >50

1747 NATIONALS

114 INTERNATIONALS

Internationalization

Angola	1
Argentina	7
Bolivia	1
Brazil	1
Bulgaria	2
Chile	2
China	3
Colombia	8
Costa Rica	1
Cuba	2
Dominican Republic	1
Ecuador	4
France	5
Germany	2
Great Britain	1
Greece	1
Guatemala	1
Honduras	1
Hungary	1
India	1
Israel	1
Italy	32
Japan	2
Kazakhstan	1
Lebanon	2
Mexico	5
Morocco	3
Netherlands	1
Norway	1
Pakistan	1
Paraguay	1
Peru	4
Poland	1
Portugal	2
Romania	4
Senegal	1
Slovakia	1
Spain	1747
Uruguay	1
Venezuela	4

© FIR-HUVH Fundació Institut de Recerca Hospital Universitari Vall d'Hebron 2019 | Developed by: ondeaev

Media

Website vhir.org

794 303
VISITED PAGES

662 566
VISITS

599 194
SINGLE USERS

164
NEWS ON THE WEB

Social Media

9507
LIKES

14 428
FOLLOWERS

12 994
FOLLOWERS

499 000
ACCUMULATED VIEWS

© FIR-HUVH Fundació Institut de Recerca Hospital Universitari Vall d'Hebron 2019 | Developed by: ondeuev

VHIR Report

VHIR scientific report for the Catalan Health Institute (ICS) 2019 Report. Report sent on 30/06/2020 with indicators according to ICS requisites.
Catalan Health Institute (ICS) is the largest public health service company in Spain and is affiliated to the Department of Health of the Generalitat de Catalunya. The Catalan Health Institute is made up of eight hospitals and about 300 primary care teams. It provides healthcare to almost six million users, a figure that represents 75% of the total number of people with healthcare rights in Catalonia.

Staff

Staff with professional relationship with the Institute	**1861**
Research staff	
Principal Investigators and %ICS	248 / 71%
PhD researchers and %ICS	539 / 74%
Collaborator researchers and %ICS	1102 / 68%
Researchers subordinated to short term projects	365
Researchers in training	280
Scientific support staff % ICS	512 / 48%
Core facilities staff	47
Management and administration	111
General services and maintenance	18
Researchers funded partially or totally through competitive tenders and research networks	187
Staff Ratio (Management and administration + General services and maintenance) /	0.52

Research Activity

Research projects granted on 2019	96
Ongoing research projects on 2019	342
Ongoing clinical trials on 2019	594

Scientific production

Total of publications **Including all publications*	1436
Original articles published in indexed journals **Including articles, reviews, scientific letters and editorials in indexed journals in JCR 2018*	1230
Sum of impact factor of publications' indexed journals **Including articles, reviews, scientific letters and editorials in indexed journals in JCR 2018*	7250
Percentage of publications in the 1st decil **Including articles, reviews, scientific letters and editorials in indexed journals in JCR 2018*	26%
Percentage of publications in the 1st quartile **Including articles, reviews, scientific letters and editorials in indexed journals in JCR 2018*	55%
Clinical guides **Published in indexed journals at JCR 2018*	30
Granted patents or utility models (from the beginning)	207 (204 patents and 3 utility models)
Transferred patents or utility models (from the beginning)	215 (214 patents and 1 utility model)
Start-ups o spin-offs created (from the beginning)	8 (5 start-ups + 3 spin-offs)
Ratio published articles / researchers (senior, postdoc, in training)	**1.75**

Economic Figures

Funds collected with a competitive origin (M€) 2019	10.78 M€
Funds collected with a non competitive origin (M€) 2019	17.92 M€
Direct funds from Generalitat de Catalunya (M€) 2019	2.1 M€
Total overheads from competitive and non competitive funded projects (M€) 2019	11.6 M€
Ratio (competitive + non competitive funds)/Direct funds from Generalitat de Catalunya (M€)	13.6 M€

© FIR-HUVH Fundació Institut de Recerca Hospital Universitari Vall d'Hebron 2019 | Developed by: ondeuev

Institutional Highlights

February

The Michael J. Fox Foundation will finance a research project on new drugs for Parkinson's disease

View the news in the media

Biotech Spain

March

The MIMARK project selected to participate in the Health Horizons Conference

April

The VHIR has two PhD students with the INPhINIT scholarship from the Obra Social of La Caixa

Dra. Anna M. Meseguer awarded by the College of Biologists of Catalonia

May

MSD rewards the consultation project to detect comorbidities in patients over 50 with HIV/AIDS

June

VHIR participates in the SAFE-N-MEDTECH project for recycling sanitary devices

VHIR obtains eight PERIS grants for an amount of more than one million euros

View the news in the media

Biotech Spain

July

The future of research gives a greater role to patients

"La Caixa" Foundation gives Vall d'Hebron the first radiological robot in the world to be used in an endoscopy service

View the news in the media

El Periódico

September

Ariadna Laguna obtains the Junior Leader Retaining grant by "la Caixa" Foundation

View the news in the media

Diari Ara

Vall d'Hebron will coordinate three Horizon 2020 European projects

October

Vall d'Hebron and "la Caixa" Foundation present a pioneering space to study the brains of migraine patients: the Migraine Adaptive Brain Center

View the news in the media

La Vanguardia

Modis Therapeutics, a startup with VHIR-licensed technology, is acquired by Zogenix for $250M

View the news in the media

Biotech Spain

VHIR participates in the Immune-Image project to develop new diagnostic diagnoses to detect the dynamics of immunological cells in vivo with PET / CT

View the news in the media

Biotech Spain

VHIR receives almost € 700.000€ from La Marató 2018 for two research projects in pediatric oncology

View the news in the media

CCMA

November

Two VHIR researchers awarded a Gilead Scholarship

View the news in the media

Redacción Médica

Four professionals and a medical team from Vall d'Hebron receive the COMB Professional Excellence Awards

The Government distinguishes Dr. Josep Ordi with a Josep Trueta medal for health merit

December

Green light to IRISCAT, the alliance of research and innovation centers in health in Catalonia in which VHIR participates

View the news in the media

ABC

Vall d'Hebron and Janssen lead the EU-PEARL project that will define the future of clinical trials in Europe

View the news in the media

Betevé

© PIR-HUVH Fundació Institut de Recerca Hospital Universitari Vall d'Hebron 2019 | Developed by: cncleuev

Scientific Highlights

January

Genetic predisposition favors cannabis use in people with ADHD

View the news in the media

TV3

March

Vall d'Hebron leads the first international Vaccination Guide for human papilloma virus in high risk populations

View the news in the media

La Vanguardia

Established that the excessive accumulation of brain neuromelanin cause the Parkinson's disease

View the news in the media

El Periódico

Demonstrate for the first time in humans that the application of neuroprotective eye drops is useful in the treatment of diabetic retinopathy

View the news in the media

La Vanguardia

April

Researchers at VHIR identify a new therapeutic tool based on microRNAs against a type of childhood cancer

View the news in the media

Redacción médica

Researchers of VHIR and IRBLleida validate the new antitumor agent ABTL0812 as a new therapeutic strategy to fight against endometrial cancer

View the news in the media

La Razón

Can diesel particles cause asthma in healthy people?

View the news in the media

Antena 3

Discovered that the inhibition of calpains limits hypertrophy and myocardial remodeling

View the news in the media

COPE

May

A study indicates a new route of amplification and dissemination of HIV infection in women through immune cells of the cervix

Evobrutinib quickly reduces brain injuries in recurrent multiple sclerosis

View the news in the media

La Vanguardia

June

A study shows that there are no significant differences between non-invasive ventilation and continuous positive pressure of the airways in the hypoventilation syndrome due to obesity

View the news in the media

Biotech Spain

July

New nucleoside therapy improves motor function and survival of patients with TK2 deficiency

View the news in the media

Cadena Ser

Discovered one of the possible causes of autoimmune diseases

View the news in the media

Biotech Spain

August

New test for the diagnosis of viral and bacterial infections

Vall d'Hebron takes an important step to eliminate the cellular reservoir of HIV

View the news in the media

RTVE

September

A gene therapy clinical trial for patients with Fanconi anemia offers first successful results

View the news in the media

EFE Salud

October

Vall d'Hebron identifies a new cell type as the main target and reservoir in the tissues of people infected with HIV

View the news in the media

Redacción médica

New paths for therapeutic strategies aimed at reducing reperfusion injury after a heart attack

View the news in the media

COPE

Rivaroxaban would almost double the risk of recurrent thrombosis in patients with antifosfolipid antibody syndrome compared with warfarin

A single fecal microbial transplant can modulate the microbiome and improve the clinical manifestations of colitis in an animal model

View the news in the media

IM Médico Hospitalario

November

Managing Zileuton by means of polymeric micelles significantly reduces the tumor stem cells of breast cancer within the tumor and in the bloodstream

December

Discovered the transcendental role of gut microbiota in the development of alcoholic hepatitis

View the news in the media

Europa Press

Identifed a key protein in cardiac healing and remodeling after pressure overload

View the news in the media

SINC

© FIR-HUVH Fundació Institut de Recerca Hospital Universitari Vall d'Hebron 2019 | Developed by: ondeuev