Vall d'Hebron Research | Vall d'Hebron

Annual Report 2020

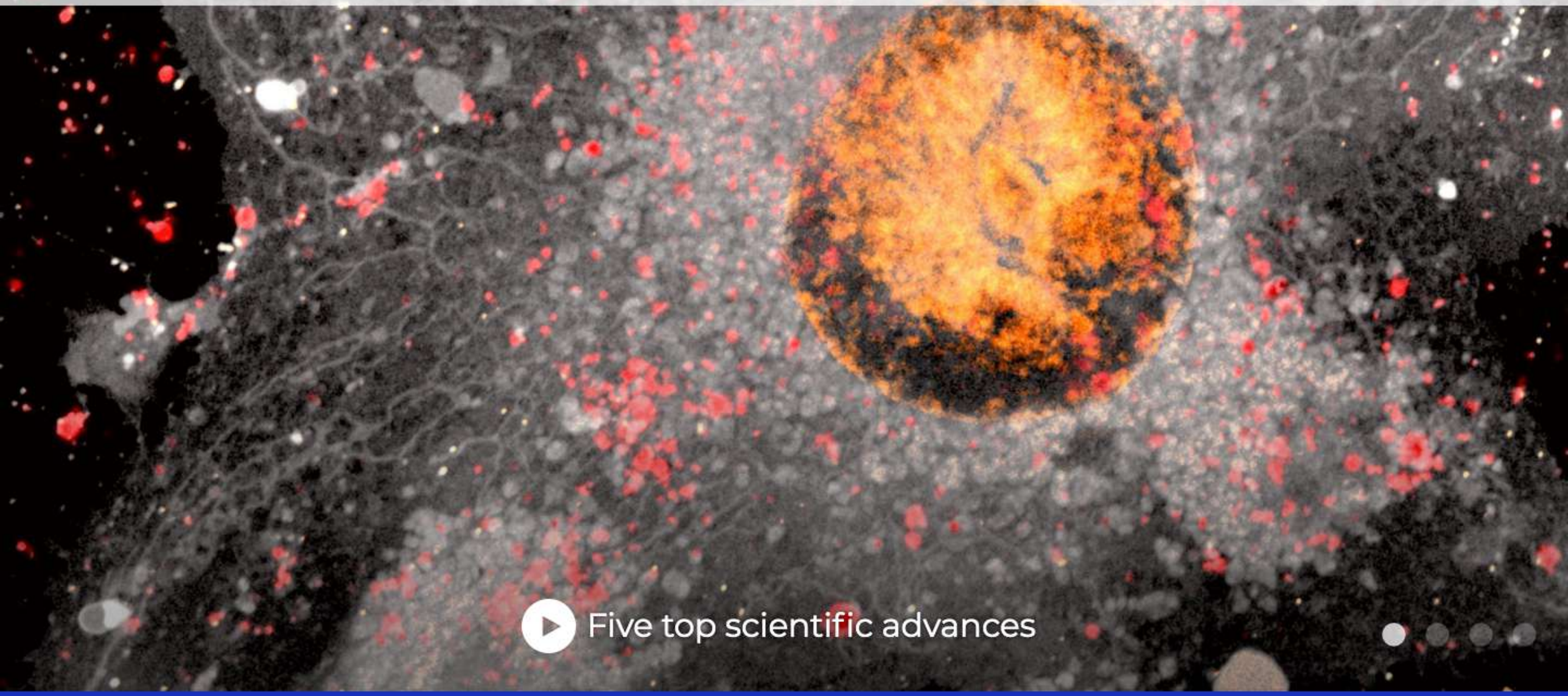

Organization Chart

GOVERNING BODIES

- BOARD OF TRUSTEES
- Delegate Committee
- General Direction

COMMITTEES

- ESAB
- CCI
- Research Executive Committee
- Direction Adjunts
- DPD
- Ethics Committees
  - CEIM
  - CEEA
- CEIM Support Unit

ADMINISTRATIVE STRUCTURE

MANAGER

- FINANCIAL AREA
  - ACCOUNTING AND REVENUE UNIT
  - PURCHASE AND BIDDINGS UNITS
  - FINANCE CONTROLLING
- IT
- GENERAL SERVICES AND INFRAESTRUCTURES
- HUMAN RESOURCES AND LAW DIRECTION
  - PROFESSIONAL DEVELOPMENT
  - LABOUR RELATIONS
  - LEGAL UNIT
- CORE-FACILITIES DIRECTION
  - PRECLINICAL CF AREA
    - UEB LAS EDU UAT
  - CF CLINIC
    - USIC ARO BIOBANK

DEPUTY DIRECTOR

- COMMUNICATION DIRECTION
  - FUNDRAISING
- STRATEGY DIRECTION
  - Technical Secretariat
  - QUALITY, DOCUMENT MANAGEMENT AND PROCESSES AREA
    - QUALITY
    - DOCUMENT MANAGEMENT AND PROCESSES
- STRATEGIC PROJECTS UNIT
- RESEARCH GRANTS OFFICE
- TEACHING
- CLINICAL RESEARCH DEVELOPMENT DIRECTION
  - PROMOTION OF CLINICAL RESEARCH
- BUSINESS DEVELOPMENT DIRECTION
  - INNOVATION

DIRECTOR

- Executive secretariat

MANAGEMENT AREA

BUSINESS DEVELOPMENT AREA

© FIR-HUVH Fundació Institut de Recerca Hospital Universitari Vall d'Hebron 2019 | Developed by: ondeuev

Oncology

Overview

In 2020, the Area has been composed by eight groups addressing main unsolved issues in cancer, covering the fields of child and adolescent cancer, melanoma, gynecology, urology, cancer stem cells and molecular mechanisms of the tumor pathologies, as well nanomedicine. We work in close collaboration with the corresponding departments at the Hospital. This provides a unique opportunity to tackle the abovementioned pathologies during the entire course of the disease, from diagnosis (a focus and strength of our Area) to personalized treatment (gathering important international impact during 2020 in the field of child cancer). Our research in 2020 has been relevant also in the field of the use of nanotechnology in biomedical applications to improve therapeutic strategies and diagnostics. Despite, the COVID-19 pandemic, the Area has kept active at virtual shared activities and ONCO-VHIR seminars and the organization of the World Cancer Day event to get closer to the society. During 2020 in-Campus collaborations with VHIO have been strengthen and internalization of our research has been amplified. It is also noteworthy the shared scientific production in terms of publications between different groups of the Area and the stable collaborations between groups that have consolidated during these period.

Publications

174	926	5.32
TOTAL	IMPACT FACTOR	AVERAGE IMPACT FACTOR

SELECT RESEARCH GROUP

© FIR-HUVH Fundació Institut de Recerca Hospital Universitari Vall d'Hebron 2019 | Developed by: ondeuev

Oncology

Overview

In 2020, the Area has been composed by eight groups addressing main unsolved issues in cancer, covering the fields of child and adolescent cancer, melanoma, gynecology, urology, cancer stem cells and molecular mechanisms of the tumor pathologies, as well nanomedicine. We work in close collaboration with the corresponding departments at the Hospital. This provides a unique opportunity to tackle the abovementioned pathologies during the entire course of the disease, from diagnosis (a focus and strength of our Area) to personalized treatment (gathering important international impact during 2020 in the field of child cancer). Our research in 2020 has been relevant also in the field of the use of nanotechnology in biomedical applications to improve therapeutic strategies and diagnostics. Despite, the COVID-19 pandemic, the Area has kept active at virtual shared activities and ONCO-VHIR seminars and the organization of the World Cancer Day event to get closer to the society. During 2020 in-Campus collaborations with VHIO have been strengthen and internalization of our research has been amplified. It is also noteworthy the shared scientific production in terms of publications between different groups of the Area and the stable collaborations between groups that have consolidated during these period.

Publications

174	926	5.32
TOTAL	IMPACT FACTOR	AVERAGE IMPACT FACTOR

Translational Molecular Pathology

Group Leader: Santiago Ramon y Cajal Agüeras

team zoom download

Overview | Publications | Main research projects | Patents

57	292	5.12
TOTAL	IMPACT FACTOR	AVERAGE IMPACT FACTOR

SELECTED ARTICLES

Fuentes P, Sesé M, Guijarro PJ, Emperador M, Sánchez-Redondo S, Peinado H, Hümmer S, Ramón Y Cajal S.
ITGB3-mediated uptake of small extracellular vesicles facilitates intercellular communication in breast cancer cells.
Nat Commun. 2020 Aug 26;11(1):4261.
DOI: 10.1038/s41467-020-18081
IF: 12.121 – D1

Tishchenko A, Azorín DD, Vidal-Brime L, Muñoz MJ, Arenas PJ, Pearce C, Girao H, Ramón Y Cajal S, Aasen T.
Cx43 and Associated Cell Signaling Pathways Regulate Tunneling Nanotubes in Breast Cancer Cells.
Cancers (Basel). 2020 Sep 29;12(10):2798.
DOI: 10.3390/cancers12102798
IF: 6.126 – Q1

Ramón Y Cajal S, Sesé M, Capdevila C, Aasen T, De Mattos-Arruda L, Diaz-CanoS J, Hernández-Losa J, Castellví J.
Clinical implications of intratumor heterogeneity: challenges and opportunities.
J Mol Med (Berl). 2020 Feb;98(2):161-177.
DOI: 10.1007/s00109-020-01874-2
IF: 4.427 – Q1

Martin-Broto J, Hindi N, Lopez-Pousa A, Peinado-Serrano J, Alvarez R, Alvarez-Gonzalez A, Italiano A, Sargos P, Cruz-Jurado J, Isern-Verdum J, Dolado MC, Rincon-Pérez I, Sanchez-Bustos P, Gutierrez A, Romagosa C, Morosi C, Grignani G, Gatti M, Luna P, Alastuey I, Redondo A, Belinchon B, Martinez-Serra J, Sunyach MP, Coindre JM, Dei Tos AP, Romero J, Gronchi A, Blay JY, Moura DS.
Assessment of Safety and Efficacy of Combined Trabectedin and Low-Dose Radiotherapy for Patients With Metastatic Soft-Tissue Sarcomas: A Nonrandomized Phase 1/2 Clinical Trial.
JAMA Oncol. 2020 Apr 1;6(4):535-541.
DOI: 10.1001/jamaoncol.2019.6584
IF: 24.799 – D1

Saade M, Ferrero DS, Blanco-Ameijeiras J, Gonzalez-Gobartt E, Flores-Mendez M, Ruiz-Arroyo VM, Martínez-Sáez E, Ramón Y Cajal S, Akizu N, Verdaguer N, Martí E.
Multimerization of Zika Virus-NS5 Causes Ciliopathy and Forces Premature Neurogenesis.
Cell Stem Cell. 2020 Dec 3;27(6):920-936.e8.
DOI: 10.1016/j.stem.2020.10.002
IF: 20.86 – D1

VIEW ALL PUBLICATIONS >

© FIR-HUVH Fundació Institut de Recerca Hospital Universitari Vall d'Hebron 2019 | Developed by: ondeuev

Oncology

Overview

In 2020, the Area has been composed by eight groups addressing main unsolved issues in cancer, covering the fields of child and adolescent cancer, melanoma, gynecology, urology, cancer stem cells and molecular mechanisms of the tumor pathologies, as well nanomedicine. We work in close collaboration with the corresponding departments at the Hospital. This provides a unique opportunity to tackle the abovementioned pathologies during the entire course of the disease, from diagnosis (a focus and strength of our Area) to personalized treatment (gathering important international impact during 2020 in the field of child cancer). Our research in 2020 has been relevant also in the field of the use of nanotechnology in biomedical applications to improve therapeutic strategies and diagnostics. Despite, the COVID-19 pandemic, the Area has kept active at virtual shared activities and ONCO-VHIR seminars and the organization of the World Cancer Day event to get closer to the society. During 2020 in-Campus collaborations with VHIO have been strengthen and internalization of our research has been amplified. It is also noteworthy the shared scientific production in terms of publications between different groups of the Area and the stable collaborations between groups that have consolidated during these period.

Publications

174	926	5.32
TOTAL	IMPACT FACTOR	AVERAGE IMPACT FACTOR

CIBBIM – Nanomedicine. Drug delivery and targeting

Group Leader: Simó Schwartz Navarro

team zoom download

Overview | Publications | Main research projects | Patents

15	78	5.17
TOTAL	IMPACT FACTOR	AVERAGE IMPACT FACTOR

SELECTED ARTICLES

Abasolo I, Seras-Franzoso J, Moltó-Abad M, Díaz-Riascos V, Corchero JL, Pintos-Morell G, Schwartz S Jr.
Nanotechnology-based approaches for treating lysosomal storage disorders, a focus on Fabry disease.
WIRES Nanomed. and Nanobiotech. 2020 Dec 13:e1684. Online ahead of print.
DOI: 10.1002/wnan.1684
IF: 7.689 – D1

Hernandez-Oller L, Seras-Franzoso J, Andrade F, Rafael D, Abasolo I, Gener P, Schwartz S Jr.
Extracellular Vesicles as Drug Delivery Systems in Cancer.
Pharmaceutics. 2020 Nov 26;12(12):1146.
DOI: 10.3390/pharmaceutics12121146
IF: 4.845 – D1

Montero S, Seras-Franzoso J, Andrade F, Martinez-Trucharte F, Vilar-Hernández M, Quesada M, Xandri H, Arango D, Abasolo I, Rafael D, Schwartz S Jr.
Intracellular Delivery of Anti-SMC2 Antibodies against Cancer Stem Cells.
Pharmaceutics. 2020 Feb 21;12(2):185.
DOI: 10.3390/pharmaceutics12020185
IF: 4.845 – D1

Pesarrodona M, Sánchez-García L, Seras-Franzoso J, Sánchez-Chardi A, Baltá-Foix R, Cámara-Sánchez P, Gener P, Jara JJ, Pulido D, Serna N, Schwartz S Jr, Royo M, Villaverde A, Abasolo I, Vazquez E.
Engineering a Nanostructured Nucleolin-Binding Peptide for Intracellular Drug Delivery in Triple-Negative Breast Cancer Stem Cells.
ACS Appl Mater Interfaces. 2020 Feb 5;12(5):5381-5388.
DOI: 10.1021/acsami.9b15803
IF: 8.758 – D1

Gener P, Montero S, Xandri-Monje H, Díaz-Riascos ZV, Rafael D, Andrade F, Martínez-Trucharte F, González P, Seras-Franzoso J, Manzano A, Arango D, Sayós J, Abasolo I, Schwartz S Jr.
Zileuton™ loaded in polymer micelles effectively reduce breast cancer circulating tumor cells and intratumoral cancer stem cells.
Nanomedicine. 2020 Feb;24:102106.
DOI: 10.1016/j.nano.2019.102106
IF: 6.500 – Q1

VIEW ALL PUBLICATIONS >

© FIR-HUVH Fundació Institut de Recerca Hospital Universitari Vall d'Hebron 2019 | Developed by: ondeuev

Oncology

Overview

In 2020, the Area has been composed by eight groups addressing main unsolved issues in cancer, covering the fields of child and adolescent cancer, melanoma, gynecology, urology, cancer stem cells and molecular mechanisms of the tumor pathologies, as well nanomedicine. We work in close collaboration with the corresponding departments at the Hospital. This provides a unique opportunity to tackle the abovementioned pathologies during the entire course of the disease, from diagnosis (a focus and strength of our Area) to personalized treatment (gathering important international impact during 2020 in the field of child cancer). Our research in 2020 has been relevant also in the field of the use of nanotechnology in biomedical applications to improve therapeutic strategies and diagnostics. Despite, the COVID-19 pandemic, the Area has kept active at virtual shared activities and ONCO-VHIR seminars and the organization of the World Cancer Day event to get closer to the society. During 2020 in-Campus collaborations with VHIO have been strengthen and internalization of our research has been amplified. It is also noteworthy the shared scientific production in terms of publications between different groups of the Area and the stable collaborations between groups that have consolidated during these period.

Publications

174	926	5.32
TOTAL	IMPACT FACTOR	AVERAGE IMPACT FACTOR

Translational Research in Child and Adolescent Cancer

Group Leader: Soledad Gallego Melcón

team zoom download

Overview | Publications | Main research projects | Patents

52	348	6.68
TOTAL	IMPACT FACTOR	AVERAGE IMPACT FACTOR

SELECTED ARTICLES

Laetsch TW, DuBois SG, Bender JG, Macy ME, Moreno L.
Opportunities and Challenges in Drug Development for Pediatric Cancers.
Cancer Discov. 2021 Mar;11(3):545-559.
DOI: 10.1158/2159-8290.CD-20-0779
IF: 29.497

Escudero L, Llort A, Arias A, Diaz-Navarro A, Martínez-Ricarte F, Rubio-Perez C, Mayor R, Caratù G, Martínez-Sáez E, Vázquez-Méndez É, Lesende-Rodríguez I, Hladun R, Gros L, Ramón y Cajal S, Poca MA, Puente XS, Sahuquillo J, Gallego S, Seoane J.
Circulating tumour DNA from the cerebrospinal fluid allows the characterisation and monitoring of medulloblastoma.
Nat Commun. 2020 Oct 27;11(1):5376.
DOI: 10.1038/s41467-020-19175-0
IF: 12.121

Molist C, Navarro N, Giralt I, Zarzosa P, Gallo-Oller G, Pons G, Magdaleno A, Moreno L, Guillén G, Hladun R, Garrido M, Soriano A, Segura MF, Sánchez de Toledo J, Gallego S, Roma J.
miRNA-7 and miRNA-324-5p regulate alpha9-Integrin expression and exert anti-oncogenic effects in rhabdomyosarcoma.
Cancer Lett. 2020 May 1;477:49-59. Epub 2020 Mar 3.
DOI: 10.1016/j.canlet.2020.02.035
IF: 7.36

Huisjes R, Makhro A, Llaudet-Planas E, Hertz L, Petkova-Kirova P, Verhagen LP, Pignatelli S, Rab MAE, Schiffelers RM, Seiler E, van Solinge WW, Corrons JV, Kaestner L, Mañú-Pereira M, Bogdanova A, van Wijk R.
Density, heterogeneity and deformability of red cells as markers of clinical severity in hereditary spherocytosis.
Haematologica. 2020 Jan 31;105(2):338-347.
DOI: 10.3324/haematol.2018.188151
IF: 7.116

París-Coderch L, Soriano A, Jiménez C, Erazo T, Muñoz-Guardiola P, Masanas M, Antonelli R, Boloix A, Alfón J, Pérez-Montoyo H, Yeste-Velasco M, Domènech C, Roma J, Sánchez de Toledo J, Moreno L, Lizcano JM, Gallego S, Segura MF.
The antitumour drug ABTL0812 impairs neuroblastoma growth through endoplasmic reticulum stress-mediated autophagy and apoptosis.
Cell Death Dis. 2020 Sep 17;11(9):773.
DOI: 10.1038/s41419-020-02986-w
IF: 6.304

VIEW ALL PUBLICATIONS >

© FIR-HUVH Fundació Institut de Recerca Hospital Universitari Vall d'Hebron 2019 | Developed by: ondeuev

Oncology

Overview

In 2020, the Area has been composed by eight groups addressing main unsolved issues in cancer, covering the fields of child and adolescent cancer, melanoma, gynecology, urology, cancer stem cells and molecular mechanisms of the tumor pathologies, as well nanomedicine. We work in close collaboration with the corresponding departments at the Hospital. This provides a unique opportunity to tackle the abovementioned pathologies during the entire course of the disease, from diagnosis (a focus and strength of our Area) to personalized treatment (gathering important international impact during 2020 in the field of child cancer). Our research in 2020 has been relevant also in the field of the use of nanotechnology in biomedical applications to improve therapeutic strategies and diagnostics. Despite, the COVID-19 pandemic, the Area has kept active at virtual shared activities and ONCO-VHIR seminars and the organization of the World Cancer Day event to get closer to the society. During 2020 in-Campus collaborations with VHIO have been strengthen and internalization of our research has been amplified. It is also noteworthy the shared scientific production in terms of publications between different groups of the Area and the stable collaborations between groups that have consolidated during these period.

Publications

174	926	5.32
TOTAL	IMPACT FACTOR	AVERAGE IMPACT FACTOR

Biomedical Research in Urology

Group Leader: Anna Santamaría, Juan Morote

team zoom download

Overview | Publications | Main research projects | Patents

19	80	4.22
TOTAL	IMPACT FACTOR	AVERAGE IMPACT FACTOR

SELECTED ARTICLES

Aurora Borealis (Bora), Which Promotes Plk1 Activation by Aurora A, Has an Oncogenic Role in Ovarian Cancer.
Parrilla A, Barber M, Majem B, Castellví J, Morote J, Sánchez JL, Pérez-Benavente A, Segura MF, Gil-Moreno A, Santamaria A.
Cancers (Basel). 2020 Apr 6;12(4):886.
doi: 10.3390/cancers12040886.
IF: 6.126

Genomic Predictors of Good Outcome, Recurrence, or Progression in High-Grade T1 Non-Muscle-Invasive Bladder Cancer.
Bellmunt J, Kim J, Reardon B, Perera-Bel J, Orsola A, Rodriguez-Vida A, Wankowicz SA, Bowden M, Barletta JA, Morote J, de Torres I, Juanpere N, Lloreta-Trull J, Hernandez S, Mouw KW, Taplin ME, Cejas P, Long HW, Van Allen EM, Getz G, Kwiatkowski DJ.
Cancer Res. 2020 Oct 15;80(20):4476-4486.
doi: 10.1158/0008-5472.CAN-20-0977.
IF: 9.727

Re: Frank-Jan H. Drost, Daniel Osses, Daan Nieboer, et al. Prostate Magnetic Resonance Imaging, with or Without Magnetic Resonance Imaging-targeted Biopsy, and Systematic Biopsy for Detecting Prostate Cancer: A Cochrane Systematic Review and Meta-analysis. Eur Urol 2020;77:78-94: Are Targeted Prostate Biopsies Enough in Men with a Previous Negative Biopsy?
Morote J, Celma A, Planas J.
Eur Urol. 2020 May;77(5): e138-e139.
doi: 10.1016/j.eururo.2020.02.010.
IF: 18.728

Serum Luteinizing Hormone Testing Can Identify Optimal Medical Castration.
Morote J, Comas I, Ferrer R, Regis L, Celma A, Santamaría A, Planas J, Trilla E.
Eur Urol Open Sci. 2020 Jun 22;19:24-26.
doi: 10.1016/j.euros.2020.06.002.
IF: 2.17

STAT3 inhibition with galiellalactone effectively targets the prostate cancer stem-like cell population.
Canesin G, Maggio V, Palominos M, Stiehm A, Contreras HR, Castellón EA, Morote J, Paciucci R, Maitland NJ, Bjartell A, Hellsten R.
Sci Rep. 2020 Aug 18;10(1):13958.
doi: 10.1038/s41598-020-70948-5.
IF: 4

VIEW ALL PUBLICATIONS >

© FIR-HUVH Fundació Institut de Recerca Hospital Universitari Vall d'Hebron 2019 | Developed by: ondeuev

Oncology

Overview

In 2020, the Area has been composed by eight groups addressing main unsolved issues in cancer, covering the fields of child and adolescent cancer, melanoma, gynecology, urology, cancer stem cells and molecular mechanisms of the tumor pathologies, as well nanomedicine. We work in close collaboration with the corresponding departments at the Hospital. This provides a unique opportunity to tackle the abovementioned pathologies during the entire course of the disease, from diagnosis (a focus and strength of our Area) to personalized treatment (gathering important international impact during 2020 in the field of child cancer). Our research in 2020 has been relevant also in the field of the use of nanotechnology in biomedical applications to improve therapeutic strategies and diagnostics. Despite, the COVID-19 pandemic, the Area has kept active at virtual shared activities and ONCO-VHIR seminars and the organization of the World Cancer Day event to get closer to the society. During 2020 in-Campus collaborations with VHIO have been strengthen and internalization of our research has been amplified. It is also noteworthy the shared scientific production in terms of publications between different groups of the Area and the stable collaborations between groups that have consolidated during these period.

Publications

174	926	5.32
TOTAL	IMPACT FACTOR	AVERAGE IMPACT FACTOR

Biomedical Research in Gynecology

Group Leader: Antonio Gil Moreno

team zoom download

Overview | Publications | Main research projects | Patents

32	115	3.59
TOTAL	IMPACT FACTOR	AVERAGE IMPACT FACTOR

SELECTED ARTICLES

Bebia V, Monreal-Clua S, Pérez-Benavente A, Franco-Camps S, Díaz-Feijoo B, Gil-Moreno A.
Potential strategies for prevention of tumor spillage in minimally invasive radical hysterectomy.
J Gynecol Oncol. 2020 Sep;31(5):e73.
DOI: 10.3802/jgo.2020.31.e73
IF: 3.304 – Q1

Sánchez-Iglesias JL, Carbonell-Socias M, Pérez-Benavente MA, Monreal Clua S, Manrique-Muñoz S, García Gorriz M, Burgos-Peláez R, Segurola Gurrutxaga H, Pamies Serrano M, Pilar Gutiérrez-Barceló MD, Serrano-Castro S, Balcells-Farré MT, Pérez-Barragán C, Scaillet-Houberechts A, Cossio-Gil Y, Gil-Moreno A.
PROFAST: A randomised trial implementing enhanced recovery after surgery for highcomplexity advanced ovarian cancer surgery.
Eur J Cancer. 2020 Sep;136:149-158.
DOI: 10.1016/j.ejca.2020.06.011
IF: 7.275 – Q1

Coll-de la Rubia E, Martinez-Garcia E, Dittmar G, Gil-Moreno A, Cabrera S, Colas E.
Prognostic Biomarkers in Endometrial Cancer: A Systematic Review and Meta-Analysis.
J Clin Med. 2020 Jun 17;9(6):1900.
DOI: 10.3390/jcm9061900
IF: 3.303 – Q1

Díaz-Feijoo B, Franco S, Torné A, Benito V, Hernández A, Lago V, Rovira R, Acosta Ú, Agustí N, Gil-Moreno A; SEGO Spain-GOG Group.
Implications of extraperitoneal paraaortic lymphadenectomy to the left renal vein in locally advanced cervical cancer. A Spanish multicenter study.
Gynecol Oncol. 2020 Aug;158(2):287-293.
DOI: 10.1016/j.ygyno.2020.05.004
IF: 4.623 – D1

Rabasa J, Bradbury M, Sanchez-Iglesias JL, Guerrero D, Forcada C, Alcalde A, Pérez-Benavente A, Cabrera S, Ramon-Cajal S, Hernandez J, Dinares C, García A, Centeno C, Gil-Moreno A.
Evaluation of the intraoperative human papillomavirus test as a marker of early cure at 12 months after electrosurgical excision procedure in women with cervical high-grade squamous intraepithelial lesion: a prospective cohort study.
BJOG. 2020 Jan;127(1):99-105.
DOI: 10.1111/1471-0528.15932
IF: 4.663 – D1

VIEW ALL PUBLICATIONS >

© FIR-HUVH Fundació Institut de Recerca Hospital Universitari Vall d'Hebron 2019 | Developed by: ondeuev

Oncology

Overview

In 2020, the Area has been composed by eight groups addressing main unsolved issues in cancer, covering the fields of child and adolescent cancer, melanoma, gynecology, urology, cancer stem cells and molecular mechanisms of the tumor pathologies, as well nanomedicine. We work in close collaboration with the corresponding departments at the Hospital. This provides a unique opportunity to tackle the abovementioned pathologies during the entire course of the disease, from diagnosis (a focus and strength of our Area) to personalized treatment (gathering important international impact during 2020 in the field of child cancer). Our research in 2020 has been relevant also in the field of the use of nanotechnology in biomedical applications to improve therapeutic strategies and diagnostics. Despite, the COVID-19 pandemic, the Area has kept active at virtual shared activities and ONCO-VHIR seminars and the organization of the World Cancer Day event to get closer to the society. During 2020 in-Campus collaborations with VHIO have been strengthen and internalization of our research has been amplified. It is also noteworthy the shared scientific production in terms of publications between different groups of the Area and the stable collaborations between groups that have consolidated during these period.

Publications

174	926	5.32
TOTAL	IMPACT FACTOR	AVERAGE IMPACT FACTOR

Biomedical Research in Melanoma

Group Leader: Juan Ángel Recio Conde

team zoom download

Overview | Publications | Main research projects

8	35	4.32
TOTAL	IMPACT FACTOR	AVERAGE IMPACT FACTOR

SELECTED ARTICLES

Granado-Martínez P, García-Ortega S, González-Sánchez E, McGrail K, Selgas R, Grueso J, Gil R, Naldaiz-Gastesi N, Rhodes AC, Hernandez-Losa J, Ferrer B, Canals F, Villanueva J, Méndez O, Espinosa-Gil S, Lizcano JM, Muñoz-Couselo E, García-Patos V, Recio JA.
STK11 (LKB1) missense somatic mutant isoforms promote tumor growth, motility and inflammation.
Commun Biol. 2020 Jul 9;3(1):366.
DOI: 10.1038/s42003-020-1092-0
IF: 4.16

Lopez-Martin JA, Arance Fernández A, Ríos-Martín JJ, Hernández-Losa J, Alós Hernández L, Cerezuela Fuentes P, Ortiz Reina S, Ortega Izquierdo E, Martí RM, Soberino García J, Ferrer Fábrega B, Rodríguez Peralto JL; ABSOLUT-BRAF Study Group.
Frequency and Clinicopathological Profile Associated with Braf Mutations in Patients with Advanced Melanoma in Spain.
Transl Oncol. 2020 Jun;13(6):100750. Epub 2020 May 15.
DOI: 10.1016/j.tranon.2020.100750
IF: 3.55

Hernando-Calvo A, García-Alvarez A, Villacampa G, Ortiz C, Bodet D, García-Patos V, Recio JA, Dienstmann R, Muñoz-Couselo E.
Dynamics of clinical biomarkers as predictors of immunotherapy benefit in metastatic melanoma patients.
Clin Transl Oncol. 23(2):311-317. Epub 2020 Jun 19.
DOI: 10.1007/s12094-020-02420-9
IF: 2.73

Rebollido-Rios R, Venton G, Sánchez-Redondo S, Iglesias I Felip C, Fournet G, González E, Romero Fernández W, Borroto Escuela DO, Di Stefano B, Penarroche-Díaz R, Martin G, Ceylan I, Costello R, Perez-Alea M.
Dual disruption of aldehyde dehydrogenases 1 and 3 promotes functional changes in the glutathione redox system and enhances chemosensitivity in nonsmall cell lung cancer.
Oncogene. 2020 Mar;39(13):2756-2771. Epub 2020 Feb 3.
DOI: 10.1038/s41388-020-1184-9
IF: 7.9

VIEW ALL PUBLICATIONS >

© FIR-HUVH Fundació Institut de Recerca Hospital Universitari Vall d'Hebron 2019 | Developed by: ondeuev

Oncology

Overview

In 2020, the Area has been composed by eight groups addressing main unsolved issues in cancer, covering the fields of child and adolescent cancer, melanoma, gynecology, urology, cancer stem cells and molecular mechanisms of the tumor pathologies, as well nanomedicine. We work in close collaboration with the corresponding departments at the Hospital. This provides a unique opportunity to tackle the abovementioned pathologies during the entire course of the disease, from diagnosis (a focus and strength of our Area) to personalized treatment (gathering important international impact during 2020 in the field of child cancer). Our research in 2020 has been relevant also in the field of the use of nanotechnology in biomedical applications to improve therapeutic strategies and diagnostics. Despite, the COVID-19 pandemic, the Area has kept active at virtual shared activities and ONCO-VHIR seminars and the organization of the World Cancer Day event to get closer to the society. During 2020 in-Campus collaborations with VHIO have been strengthen and internalization of our research has been amplified. It is also noteworthy the shared scientific production in terms of publications between different groups of the Area and the stable collaborations between groups that have consolidated during these period.

Publications

174	926	5.32
TOTAL	IMPACT FACTOR	AVERAGE IMPACT FACTOR

Biomedical Research in Cancer Stem Cells

Group Leader: Matilde E. LLeonart

team zoom download

Overview | Publications | Main research projects

7	41	5.87
TOTAL	IMPACT FACTOR	AVERAGE IMPACT FACTOR

SELECTED ARTICLES

Garcia-Mayea Y, Mir C, Masson F, Paciucci R, LLeonart ME.*
Insights into new mechanisms and models of cancer stem cell multidrug resistance.
Semin Cancer Biol. 2020 Feb;60:166-180.
DOI: 10.1016/j.semcancer.2019.07.022
IF: 11.09

Garcia-Mayea Y, Mir C, Carballo L, Castellvi J, Temprana-Salvador J, Lorente J, Benavente S, García-Pedrero JM, Allonca E, Rodrigo JP, LLeonart ME.*
TSPAN1: A Novel Protein Involved in Head and Neck Squamous Cell Carcinoma Chemoresistance.
Cancers (Basel). 2020 Nov 5;12(11):3269.
DOI: 10.3390/cancers12113269
IF: 6.13

Feliciano A, González L, Garcia-Mayea Y, Mir C, Artola M, Barragán N, Martín R, Altés A, Castellvi J, Benavente S, Ramón Y Cajal S, Espinosa-Bravo M, Cortés J, Rubio IT, LLeonart ME.*
Five microRNAs in Serum Are Able to Differentiate Breast Cancer Patients From Healthy Individuals.
Front Oncol. 2020 Nov 3;10:586268.
DOI: 10.3389/fonc.2020.586268
IF: 4.85

Alvarez-Meythaler JG, Garcia-Mayea Y, Mir C, Kondoh H, LLeonart ME.*
Autophagy Takes Center Stage as a Possible Cancer Hallmark.
Front Oncol. 2020 Oct 22;10:586069.
DOI: 10.3389/fonc.2020.586069
IF: 4.85

Mikawa T, Shibata E, Shimada M, Ito K, Ito T, Kanda H, Takubo K, LLeonart ME, Inagaki N, Yokode M, Kondoh H.
Phosphoglycerate Mutase Cooperates with Chk1 Kinase to Regulate Glycolysis.
iScience, Volume 23, Issue 7, 2020, 101306.
DOI: 10.1016/j.isci.2020.101306
IF: 4.45

VIEW ALL PUBLICATIONS >

© FIR-HUVH Fundació Institut de Recerca Hospital Universitari Vall d'Hebron 2019 | Developed by: ondeuev

Oncology

Overview

In 2020, the Area has been composed by eight groups addressing main unsolved issues in cancer, covering the fields of child and adolescent cancer, melanoma, gynecology, urology, cancer stem cells and molecular mechanisms of the tumor pathologies, as well nanomedicine. We work in close collaboration with the corresponding departments at the Hospital. This provides a unique opportunity to tackle the abovementioned pathologies during the entire course of the disease, from diagnosis (a focus and strength of our Area) to personalized treatment (gathering important international impact during 2020 in the field of child cancer). Our research in 2020 has been relevant also in the field of the use of nanotechnology in biomedical applications to improve therapeutic strategies and diagnostics. Despite, the COVID-19 pandemic, the Area has kept active at virtual shared activities and ONCO-VHIR seminars and the organization of the World Cancer Day event to get closer to the society. During 2020 in-Campus collaborations with VHIO have been strengthen and internalization of our research has been amplified. It is also noteworthy the shared scientific production in terms of publications between different groups of the Area and the stable collaborations between groups that have consolidated during these period.

Publications

174	926	5.32
TOTAL	IMPACT FACTOR	AVERAGE IMPACT FACTOR

CIBBIM-Nanomedicine. Biomedical Research in Digestive Tract Tumors

Group Leader: Diego Arango del Corro

team zoom download

Overview | Publications | Main research projects

6	43	7.21
TOTAL	IMPACT FACTOR	AVERAGE IMPACT FACTOR

SELECTED ARTICLES

Martínez-Barriocanal Á, Arango D, Dopeso H.
PVT1 Long Non-coding RNA in Gastrointestinal Cancer.
Front Oncol. 2020 Jan 31;10:38.
DOI: 10.3389/fonc.2020.00038
IF: 4.848

Montanuy H, Martínez-Barriocanal Á, Antonio Casado J, Rovirosa L, Ramírez MJ, Nieto R, Carrascoso-Rubio C, Riera P, González A, Lerma E, Lasa A, Carreras-Puigvert J, Helleday T, Bueren JA, Arango D, Minguillón J, Surrallés J.
Gefitinib and Afatinib Show Potential Efficacy for Fanconi Anemia-Related Head and Neck Cancer.
Clin Cancer Res. 2020 Jun 15;26(12):3044-3057.
DOI: 10.1158/1078-0432.CCR-19-1625
IF: 10.107

Overeem AW, Li Q, Qiu YL, Cartón-García F, Leng C, Klappe K, Dronkers J, Hsiao NH, Wang JS, Arango D, van Ijzendoorn SCD.
A Molecular Mechanism Underlying Genotype-Specific Intrahepatic Cholestasis Resulting From MYO5B Mutations.
Hepatology. 2020 Jul;72(1):213-229.
DOI: 10.1002/hep.31002
IF: 14.679

Montero S, Seras-Franzoso J, Andrade F, Martinez-Trucharte F, Vilar-Hernández M, Quesada M, Xandri H, Arango D, Abasolo I, Rafael D, Schwartz S Jr.
Intracellular Delivery of Anti-SMC2 Antibodies against Cancer Stem Cells.
Pharmaceutics. 2020 Feb 21;12(2):185.
DOI: 10.3390/pharmaceutics12020185
IF: 4.421

Gener P, Montero S, Xandri-Monje H, Díaz-Riascos ZV, Rafael D, Andrade F, Martínez-Trucharte F, González P, Seras-Franzoso J, Manzano A, Arango D, Sayós J, Abasolo I, Schwartz S Jr.
Zileuton™ loaded in polymer micelles effectively reduce breast cancer circulating tumor cells and intratumoral cancer stem cells.
Nanomedicine. 2020 Feb;24:102106.
DOI: 10.1016/j.nano.2019.102106
IF: 4.300

© FIR-HUVH Fundació Institut de Recerca Hospital Universitari Vall d'Hebron 2019 | Developed by: ondeuev

Vascular Biology and Metabolism (VAM)

Overview

The VAM area was created to allow a comprehensive, cooperative and multidisciplinary approach in basic, clinical and epidemiology research. The ultimate goal is the innovation and transfer of solutions in a group of diseases that are closely interrelated and that constitute the leading cause of morbidity and mortality in the world: cardio-cerebrovascular disease, diabetes-metabolic syndrome and renal impairment. The VAM area includes preclinical and clinical research staff from our center, and collaborative work with groups of the highest international prestige. VAM area includes 8 groups: Cardiovascular Pathology, Diabetes and Metabolism, Nephrology, Ophthalmology (focused on retinal vascular disease), CIBBIM-Nanomedicine and Kidney Physiopathology, Medical Molecular Imaging, Neurovascular Diseases, and Research on Aging, Frailty and Transitions in Barcelona. All groups use an integrative tridimensional approach to generate knowledge on the mechanisms of diseases to generate new diagnostic and therapeutic tools.

Publications

281	1353	4.81
TOTAL	IMPACT FACTOR	AVERAGE IMPACT FACTOR

SELECT RESEARCH GROUP

© FIR-HUVH Fundació Institut de Recerca Hospital Universitari Vall d'Hebron 2019 | Developed by: ondeuev

Vascular Biology and Metabolism (VAM)

Overview

The VAM area was created to allow a comprehensive, cooperative and multidisciplinary approach in basic, clinical and epidemiology research. The ultimate goal is the innovation and transfer of solutions in a group of diseases that are closely interrelated and that constitute the leading cause of morbidity and mortality in the world: cardio-cerebrovascular disease, diabetes-metabolic syndrome and renal impairment. The VAM area includes preclinical and clinical research staff from our center, and collaborative work with groups of the highest international prestige. VAM area includes 8 groups: Cardiovascular Pathology, Diabetes and Metabolism, Nephrology, Ophthalmology (focused on retinal vascular disease), CIBBIM-Nanomedicine and Kidney Physiopathology, Medical Molecular Imaging, Neurovascular Diseases, and Research on Aging, Frailty and Transitions in Barcelona. All groups use an integrative tridimensional approach to generate knowledge on the mechanisms of diseases to generate new diagnostic and therapeutic tools.

Publications

281 TOTAL | **1353** IMPACT FACTOR | **4.81** AVERAGE IMPACT FACTOR

Research on Aging, Fraility and Transitions in Barcelona

Group Leader: Marco Inzitari

team zoom download

Overview | Publications | Main research projects

13 TOTAL | **41** IMPACT FACTOR | **3.15** AVERAGE IMPACT FACTOR

SELECTED ARTICLES

Inzitari M, Udina C, Len O, Ars J, Arnal C, Badani H, Davey V, Risco E, Ayats P, de Andrés AM, Mayordomo C, Ros FJ, Morandi A, Cesari M.
How a Barcelona Post-Acute Facility became a Referral Center for Comprehensive Management of Subacute Patients With COVID-19.
J Am Med Dir Assoc. 2020;21(7):954-957.
DOI: 10.1016/j.jamda.2020.06.015
IF: 4.669

Gual N, García-Salmones M, Brítez L, Crespo N, Udina C, Pérez LM, Inzitari M.
The role of physical exercise and rehabilitation in delirium.
Eur Geriatr Med. 2020;11(1):83-93.
DOI:10.1007/s41999-020-00290-6
IF: 1.710

Gual N, Pérez LM, Castellano-Tejedor C, Lusilla-Palacios P, Castro J, Soto-Bagaria L, Coll-Planas L, Roqué M, Vena AB, Fontecha B, Santiago JM, Lexell EM, Chiatti C, Iwarsson S, Inzitari M.
IMAGINE study protocol of a clinical trial: a multi-center, investigator-blinded, randomized, 36-month, parallel-group to compare the effectiveness of motivational interview in rehabilitation of older stroke survivors.
BMC Geriatr. 2020 Sep 4;20(1):321.
DOI: 10.1186/s12877-020-01694-6
IF: 3.921

Inzitari M, Risco E, Cesari M, Buurman BM, Kuluski K, Davey V, Bennett L, Varela J, Prvu Bettger J.
Editorial: Nursing Homes and Long Term Care after COVID-19: A New Era?
J Nutr Health Aging. 2020;24(10):1042-1046.
DOI: 10.1007/s12603-020-1447-8
IF: 2.996

Udina C, Avtzi S, Durduran T, Holtzer R, Rosso AL, Castellano-Tejedor C, Perez LM, Soto-Bagaria L, Inzitari M.
Functional Near-Infrared Spectroscopy to Study Cerebral Hemodynamics in Older Adults During Cognitive and Motor Tasks: A Review.
Front Aging Neurosci. 2020 Jan 21;11:367.
DOI: 10.3389/fnagi.2019.00367
IF: 4.504

VIEW ALL PUBLICATIONS >

© FIR-HUVH Fundació Institut de Recerca Hospital Universitari Vall d'Hebron 2019 | Developed by: ondeuev

Vascular Biology and Metabolism (VAM)

Overview

The VAM area was created to allow a comprehensive, cooperative and multidisciplinary approach in basic, clinical and epidemiology research. The ultimate goal is the innovation and transfer of solutions in a group of diseases that are closely interrelated and that constitute the leading cause of morbidity and mortality in the world: cardio-cerebrovascular disease, diabetes-metabolic syndrome and renal impairment. The VAM area includes preclinical and clinical research staff from our center, and collaborative work with groups of the highest international prestige. VAM area includes 8 groups: Cardiovascular Pathology, Diabetes and Metabolism, Nephrology, Ophthalmology (focused on retinal vascular disease), CIBBIM-Nanomedicine and Kidney Physiopathology, Medical Molecular Imaging, Neurovascular Diseases, and Research on Aging, Frailty and Transitions in Barcelona. All groups use an integrative tridimensional approach to generate knowledge on the mechanisms of diseases to generate new diagnostic and therapeutic tools.

Publications

281 TOTAL | **1353** IMPACT FACTOR | **4.81** AVERAGE IMPACT FACTOR

Medical Molecular Imaging

Group Leader: José Raul Herance Camacho

team zoom download

18 TOTAL | **75** IMPACT FACTOR | **4.18** AVERAGE IMPACT FACTOR

SELECTED ARTICLES

Palomino-Schatzlein, Mayneris-Perxachs J, Caballano-Infantes E, Rodriguez MA, Palomo-Buitrago ME, Xiao X, Mares R, Ricart W, Simo R, Herance JR, Fernandez-Real JM.
Combining metabolic profiling of plasma and faeces as a fingerprint of insulin resistance in obesity.
Clin Nutr. 2020 Jul;39(7):2292-2300.
DOI: 10.1016/j.clnu.2019.10.022
IF: 6.36

Palomino-Schatzlein, Lamas-Domingo R, Ciudin A, Gutierrez-Carcedo P, Mares R, Aparicio-Gomez C, Hernandez C, Simo R, Herance JR.
A Translational In Vivo and In Vitro Metabolomic Study Reveals Altered Metabolic Pathways in Red Blood Cells of Type 2 Diabetes.
J Clin Med. 2020 May 27;9(6).
DOI: 10.3390/jcm9061619
IF: 3.303

Paun B, Leon DG, Cabello AC, Pages RM, de la Calle Vargas E, Munoz PC, Garcia VV, Castell-Conesa J, Baleriola MM, Herance JR.
Modelling the skeletal muscle injury recovery using in vivo contrast-enhanced micro-CT: a proof-of-concept study in a rat model.
Eur Radiol Exp. 2020 Jun 3;4(1):33.
DOI: 10.1186/s41747-020-00163-4
IF: 4.72

Roque A, Pizzi MN, Fernandez-Hidalgo N, Gonzalez-Alujas MT, Rios R, Castell-Conesa J, Escobar M, Ferreira-Gonzalez I, Tornos P, Aguade-Bruix S, Cuellar-Calabria H.
Mosaic Bioprostheses May Mimic Infective Endocarditis by PET/CTA: Trust the Uptake Pattern to Avoid Misdiagnosis.
JACC Cardiovasc Imaging. 2020 Oct;13(10):2239-2244.
DOI: 10.1016/j.jcmg.2019.11.019
IF: 12.74

Roque A, Pizzi MN, Fernandez-Hidalgo N, Permanyer E, Cuellar-Calabria H, Romero-Farina G, Rios R, Almirante B, Castell-Conesa J, Escobar M, Ferreira-Gonzalez I, Tornos P, Aguade-Bruix S.
Morpho-metabolic post-surgical patterns of non-infected prosthetic heart valves by [18F]FDG PET/CTA: "normality" is a possible diagnosis.
Eur Heart J Cardiovasc Imaging. 2020 Jan 1;21(1):24-33.
DOI: 10.1093/ehjci/jez222
IF: 4.841

VIEW ALL PUBLICATIONS >

© FIR-HUVH Fundació Institut de Recerca Hospital Universitari Vall d'Hebron 2019 | Developed by: ondeuev

Vascular Biology and Metabolism (VAM)

Overview

The VAM area was created to allow a comprehensive, cooperative and multidisciplinary approach in basic, clinical and epidemiology research. The ultimate goal is the innovation and transfer of solutions in a group of diseases that are closely interrelated and that constitute the leading cause of morbidity and mortality in the world: cardio-cerebrovascular disease, diabetes-metabolic syndrome and renal impairment. The VAM area includes preclinical and clinical research staff from our center, and collaborative work with groups of the highest international prestige. VAM area includes 8 groups: Cardiovascular Pathology, Diabetes and Metabolism, Nephrology, Ophthalmology (focused on retinal vascular disease), CIBBIM-Nanomedicine and Kidney Physiopathology, Medical Molecular Imaging, Neurovascular Diseases, and Research on Aging, Frailty and Transitions in Barcelona. All groups use an integrative tridimensional approach to generate knowledge on the mechanisms of diseases to generate new diagnostic and therapeutic tools.

Publications

281	1353	4.81
TOTAL	IMPACT FACTOR	AVERAGE IMPACT FACTOR

Cardiovascular Diseases

Group Leader: Ignacio Ferreira González

team zoom download

Overview | Publications | Main research projects

117	599	5.12
TOTAL	IMPACT FACTOR	AVERAGE IMPACT FACTOR

SELECTED ARTICLES

Dux-Santoy L, Guala A, Sotelo J, Uribe S, Teixidó-Turà G, Ruiz-Muñoz A, Hurtado DE, Valente F, Galian-Gay L, Gutiérrez L, González-Alujas T, Johnson KM, Wieben O, Ferreira I, Evangelista A, Rodríguez-Palomares JF.
Low and Oscillatory Wall Shear Stress Is Not Related to Aortic Dilation in Patients With Bicuspid Aortic Valve: A Time-Resolved 3-Dimensional Phase-Contrast Magnetic Resonance Imaging Study.
Arterioscler Thromb Vasc Biol. 2020 Jan;40(1):e10-e20. Epub 2019 Dec 5.
DOI: 10.1161/ATVBAHA.119.313636
IF: 6.604

Ruiz-Meana M, Bou-Teen D, Ferdinandy P, Gyongyosi M, Pesce M, Perrino C, Schulz R, Sluijter JPG, Tocchetti CG, Thum T, Madonna R.
Cardiomyocyte ageing and cardioprotection: consensus document from the ESC working groups cell biology of the heart and myocardial function.
Cardiovasc Res. 2020 Sep 1;116(11):1835-1849
DOI: 10.1093/cvr/cvaa132
IF: 8.168

Marcos-Garces V, Gavara J, Lopez-Lereu MP, Monmeneu JV, Rios-Navarro C, de Dios E, Perez N, Cànoves J, Gonzalez J, Minana G, Nunez J, de la Espriella R, Santas E, Moratal D, Chorro FJ, Valente F, Lorenzatti D, Rodríguez-Palomares JF, Ortiz-Pérez JT, Bodi V.
Ejection Fraction by Echocardiography for a Selective Use of Magnetic Resonance After Infarction.
Circ Cardiovasc Imaging. 2020 Dec;13(12):e011491. Epub 2020 Dec 10.
DOI: 10.1161/CIRCIMAGING.120.011491
IF: 5.691

Ruiz-Meana M, Boengler K, Garcia-Dorado D, Hausenloy DJ, Kaambre T, Kararigas G, Perrino C, Schulz R, Ytrehus K.
Ageing, sex, and cardioprotection.
Br J Pharmacol. 2020 Dec;177(23):5270-5286 Epub 2020 Feb 3.
DOI: 10.1111/bph.14951
IF: 7.730

Muntané-Carol G, Urena M, Munoz-Garcia A, Padrón R, Gutiérrez E, Regueiro A, Serra V, Capretti G, Himbert D, Moris C, Sabaté M, Garcia Del Blanco B, Ferreira-Neto AN, Coté M, Fischer Q, Couture T, Kalavrouziotis D, Rodés-Cabau J.
Late Cerebrovascular Events Following Transcatheter Aortic Valve Replacement.
JACC Cardiovasc Interv. 2020 Apr 13;13(7):872-881. Epub 2020 Mar 11.
DOI: 10.1016/j.jcin.2019.11.022
IF: 8.432

VIEW ALL PUBLICATIONS >

© FIR-HUVH Fundació Institut de Recerca Hospital Universitari Vall d'Hebron 2019 | Developed by: ondeuev

Vascular Biology and Metabolism (VAM)

Overview

The VAM area was created to allow a comprehensive, cooperative and multidisciplinary approach in basic, clinical and epidemiology research. The ultimate goal is the innovation and transfer of solutions in a group of diseases that are closely interrelated and that constitute the leading cause of morbidity and mortality in the world: cardio-cerebrovascular disease, diabetes-metabolic syndrome and renal impairment. The VAM area includes preclinical and clinical research staff from our center, and collaborative work with groups of the highest international prestige. VAM area includes 8 groups: Cardiovascular Pathology, Diabetes and Metabolism, Nephrology, Ophthalmology (focused on retinal vascular disease), CIBBIM-Nanomedicine and Kidney Physiopathology, Medical Molecular Imaging, Neurovascular Diseases, and Research on Aging, Frailty and Transitions in Barcelona. All groups use an integrative tridimensional approach to generate knowledge on the mechanisms of diseases to generate new diagnostic and therapeutic tools.

Publications

281	1353	4.81
TOTAL	IMPACT FACTOR	AVERAGE IMPACT FACTOR

Neurovascular Diseases

Group Leader: Anna Rosell Novel

team zoom download

Overview | Publications | Main research projects | Patents

43	247	5.74
TOTAL	IMPACT FACTOR	AVERAGE IMPACT FACTOR

SELECTED ARTICLES

Montaner J, Ramiro L, Simats A, Tiedt S, Makris K, Jickling GC, Debette S, Sanchez JC, Bustamante A.
Multilevel omics for the discovery of biomarkers and therapeutic targets for stroke.
Nat Rev Neurol. 2020 May;16(5):247-264.
DOI: 10.1038/s41582-020-0350-6
IF: 27.000

Greenberg SM, Bacskai BJ, Hernandez-Guillamon M, Pruzin J, Sperling R, van Veluw SJ.
Cerebral amyloid angiopathy and Alzheimer disease — one peptide, two pathways.
Nat Rev Neurol. 2020 Jan;16(1):30-42.
DOI: 10.1038/s41582-019-0281-2
IF: 27.000

Pitrez PR, Estronca L, Monteiro LM, Colell G, Vazão H, Santinha D, Harhouri K, Thornton D, Navarro C, Egesipe AL, Carvalho T, Dos Santos RL, Lévy N, Smith JC, de Magalhães JP, Ori A, Bernardo A, De Sandre-Giovannoli A, Nissan X, Rosell A, Ferreira L.
Vulnerability of progeroid smooth muscle cells to biomechanical forces is mediated by MMP13.
Nat Commun. 2020 Aug 17;11(1):4110.
DOI: 10.1038/s41467-020-17901-2
IF: 12.12

Zhang Y, García-Gabilondo M, Grayston A, Feiner IVJ, Anton-Sales I, Loiola RA, Llop J, Ramos-Cabrer P, Barba I, Garcia-Dorado D, Gosselet F, Rosell A, Roig A.
PLGA protein nanocarriers with tailor-made fluorescence/MRI/PET imaging modalities.
Nanoscale. 2020 Feb 27;12(8):4988-5002.
DOI: 10.1039/c9nr10620k
IF: 6.89

Simats A, Ramiro L, García-Berrocoso T, Briansó F, Gonzalo R, Martín L, Sabé A, Gill N, Penalba A, Colomé N, Sánchez A, Canals F, Bustamante A, Rosell A, Montaner J.
A Mouse Brain-based Multi-omics Integrative Approach Reveals Potential Blood Biomarkers for Ischemic Stroke.
Mol Cell Proteomics. 2020 Dec;19(12):1921-1935. Epub 2020 Aug 31.
DOI: 10.1074/mcp.RA120.002283
IF: 4.87

VIEW ALL PUBLICATIONS >

© FIR-HUVH Fundació Institut de Recerca Hospital Universitari Vall d'Hebron 2019 | Developed by: ondeuev

Vascular Biology and Metabolism (VAM)

Overview

The VAM area was created to allow a comprehensive, cooperative and multidisciplinary approach in basic, clinical and epidemiology research. The ultimate goal is the innovation and transfer of solutions in a group of diseases that are closely interrelated and that constitute the leading cause of morbidity and mortality in the world: cardio-cerebrovascular disease, diabetes-metabolic syndrome and renal impairment. The VAM area includes preclinical and clinical research staff from our center, and collaborative work with groups of the highest international prestige. VAM area includes 8 groups: Cardiovascular Pathology, Diabetes and Metabolism, Nephrology, Ophthalmology (focused on retinal vascular disease), CIBBIM-Nanomedicine and Kidney Physiopathology, Medical Molecular Imaging, Neurovascular Diseases, and Research on Aging, Frailty and Transitions in Barcelona. All groups use an integrative tridimensional approach to generate knowledge on the mechanisms of diseases to generate new diagnostic and therapeutic tools.

Publications

281 TOTAL | **1353** IMPACT FACTOR | **4.81** AVERAGE IMPACT FACTOR

CIBBIM – Nanomedicine. Kidney physiopathology

Group Leader: Anna Meseguer Navarro

team | zoom | download

Overview | Publications | Main research projects | Patents

23 TOTAL | **91** IMPACT FACTOR | **3.95** AVERAGE IMPACT FACTOR

SELECTED ARTICLES

Sarró E, Durán M, Rico A, Bou-Teen D, Fernandez-Majada V, Croatt AJ, Nath KA, Salcedo MT, Gundelach JH, Batlle D, Bram RJ, Meseguer A.
Cyclophilins A and B Oppositely Regulate Renal Tubular Epithelial Cell Phenotype.
J Mol Cell Biol. 2020 Jul 1;12(7):499-514.
DOI: 10.1093/jmcb/mjaa005
IF: 4.000

Jacobs-Cachá C, Puig-Gay N, Helm D, Rettel M, Sellarés J, Meseguer A, Savitski MM, Moreso M, Soler MJ, Seron D, Lopez-Hellin J.
A misprocessed form of Apolipoprotein A-I is specifically associated with recurrent Focal Segmental Glomerulosclerosis.
Sci Rep. 2020 Jan 24;10(1):1159.
DOI: 10.1038/s41598-020-58197-y
IF: 3.998

Alcaraz E, Vilardell J, Sarró E, Plana M, Marin O, Pinna LA, Bayascas JR, Meseguer A, Ruzzene M, Itarte E.
Effects of CK2β subunit down-regulation on Akt signalling in HK-2 renal cells.
PLoS One. 2020 Jan 7;15(1):e0227340.
DOI: 10.1371/journal.pone.0227340
IF: 2.740

García-Castaño A, Perdomo-Ramirez A, Vall-Palomar M, Ramos-Trujillo E, Madariaga L, Ariceta G, Claverie-Martin F.
Novel compound heterozygous mutations of CLDN16 in a patient with familial hypomagnesemia with hypercalciuria and nephrocalcinosis.
Mol Genet Genomic Med. 2020 Nov;8(11):e1475.
DOI: 10.1002/mgg3.1475
IF: 1.995

Ariceta G, Dixon BP, Kim SH, Kapur G, Mauch T, Ortiz S, Vallee M, Denker AE, Kang HG, Greenbaum LA; 312 Study Group.
The long-acting C5 inhibitor, ravulizumab, is effective and safe in pediatric patients with atypical hemolytic uremic syndrome naïve to complement inhibitor treatment.
Kidney Int. 2021 Jul;100(1):225-237. Epub 2020 Dec 8.
DOI: 10.1016/j.kint.2020.10.046
IF: 8.945

VIEW ALL PUBLICATIONS >

© FIR-HUVH Fundació Institut de Recerca Hospital Universitari Vall d'Hebron 2019 | Developed by: ondeuev

Vascular Biology and Metabolism (VAM)

Overview

The VAM area was created to allow a comprehensive, cooperative and multidisciplinary approach in basic, clinical and epidemiology research. The ultimate goal is the innovation and transfer of solutions in a group of diseases that are closely interrelated and that constitute the leading cause of morbidity and mortality in the world: cardio-cerebrovascular disease, diabetes-metabolic syndrome and renal impairment. The VAM area includes preclinical and clinical research staff from our center, and collaborative work with groups of the highest international prestige. VAM area includes 8 groups: Cardiovascular Pathology, Diabetes and Metabolism, Nephrology, Ophthalmology (focused on retinal vascular disease), CIBBIM-Nanomedicine and Kidney Physiopathology, Medical Molecular Imaging, Neurovascular Diseases, and Research on Aging, Frailty and Transitions in Barcelona. All groups use an integrative tridimensional approach to generate knowledge on the mechanisms of diseases to generate new diagnostic and therapeutic tools.

Publications

281	1353	4.81
TOTAL	IMPACT FACTOR	AVERAGE IMPACT FACTOR

Ophthalmology

Group Leader: Josep García Arumí

team zoom download

8	23	2.88
TOTAL	IMPACT FACTOR	AVERAGE IMPACT FACTOR

SELECTED ARTICLES

López Gálvez MI, Arias Barquet L, S Figueroa M, García-Layana A, Ruiz Moreno JM; In-Eye Study Group.
Bimonthly, treat-and-extend and as-needed ranibizumab in naïve neovascular age-related macular degeneration patients: 12-month outcomes of a randomized study.
Acta Ophthalmol. 2020 Nov;98(7):e820-e829. Epub 2020 Mar 19.
DOI: 10.1111/aos.14399
IF 3.362 – Q1

Simó R, Hernández C, Porta M, Bandello F, Grauslund J, Harding SP, Aldington SJ, Egan C, Frydkjaer-Olsen U, García-Arumí J, Gibson J, Lang GE, Lattanzio R, Massin P, Midena E, Ponsati B, Ribeiro L, Scanlon P, Lobo C, Costa MÂ, Cunha-Vaz J; European Consortium for the Early Treatment of Diabetic Retinopathy (EUROCONDOR).
Effects of Topically Administered Neuroprotective Drugs in Early Stages of Diabetic Retinopathy: Results of the EUROCONDOR Clinical Trial.
Diabetes. 2019 Feb;68(2):457-463.
DOI: 10.2337/db18-0682
IF: 7.199 – D1

Cristina Hernández; Massimo Porta; Francesco andello; et al.
The Usefulness of Serum Biomarkers in the Early Stages of Diabetic Retinopathy: Results of the EUROCONDOR Clinical Trial.
J Clin Med. 2020, 29-4, pp.1233.
DOI: 10.3390/jcm9041233
IF: 3.303 – Q1

María Bové Álvarez; Sergi Sabaté; María Gómez-Resa; José García-Arumí.
Anatomical and visual outcomes of inverted internal limiting membrane flap technique versus internal limiting membrane peeling in myopic macular hole without retinal detachment: a Preliminary Retrospective Study.
Retina. 2020, 40-2, pp.233-240.
DOI: 10.1097/IAE.0000000000002368
IF: 3.649 – Q1

VIEW ALL PUBLICATIONS >

© FIR-HUVH Fundació Institut de Recerca Hospital Universitari Vall d'Hebron 2019 | Developed by: ondeuev

Vascular Biology and Metabolism (VAM)

Overview

The VAM area was created to allow a comprehensive, cooperative and multidisciplinary approach in basic, clinical and epidemiology research. The ultimate goal is the innovation and transfer of solutions in a group of diseases that are closely interrelated and that constitute the leading cause of morbidity and mortality in the world: cardio-cerebrovascular disease, diabetes-metabolic syndrome and renal impairment. The VAM area includes preclinical and clinical research staff from our center, and collaborative work with groups of the highest international prestige. VAM area includes 8 groups: Cardiovascular Pathology, Diabetes and Metabolism, Nephrology, Ophthalmology (focused on retinal vascular disease), CIBBIM-Nanomedicine and Kidney Physiopathology, Medical Molecular Imaging, Neurovascular Diseases, and Research on Aging, Frailty and Transitions in Barcelona. All groups use an integrative tridimensional approach to generate knowledge on the mechanisms of diseases to generate new diagnostic and therapeutic tools.

Publications

281	1353	4.81
TOTAL	IMPACT FACTOR	AVERAGE IMPACT FACTOR

Nephrology

Group Leader: Daniel Serón Micas

team zoom download

Overview | Publications | Main research projects | Patents

44	192	4.36
TOTAL	IMPACT FACTOR	AVERAGE IMPACT FACTOR

SELECTED ARTICLES

Oleas D, Bolufer M, Agraz I, Felip E, Muñoz E, Gabaldón A, Bury R, Espinel E, Serón D, García-Carro C, Soler MJ.
Acute interstitial nephritis associated with immune checkpoint inhibitors: a single-centre experience.
Clin Kidney J. 2020 Feb 10;14(5):1364-1370.
doi: 10.1093/ckj/sfaa008.
IF: 4.452

Moreso F, Sellarès J, Soler MJ, Serón D.
Transcriptome Analysis in Renal Transplant Biopsies Not Fulfilling Rejection Criteria.
Moreso F, Sellarès J, Soler MJ, Serón D.
Int J Mol Sci. 2020 Mar 24;21(6):2245.
doi: 10.3390/ijms21062245.
IF: 5.923

O Jacobs-Cachá C, Vergara A, García-Carro C, Agraz I, Toapanta-Gaibor N, Ariceta G, Moreso F, Serón D, López-Hellín J, Soler MJ.
Challenges in primary focal segmental glomerulosclerosis diagnosis: from the diagnostic algorithm to novel biomarkers.
Clin Kidney J. 2020 Aug 11;14(2):482-491.
doi: 10.1093/ckj/sfaa110
IF: 4.452

JARQUE M, CRESPO E, MELILLI E, GUTIÉRREZ A, MORESO F, GUIRADO L, REVUELTA I, MONTERO N, TORRAS J, RIERA L, MENEGHINI M, TACO O, MANONELLES A, PAUL J, SERON D, FACUNDO C, CRUZADO JM, GIL VERNET S, GRINYÓ JM, BESTARD O. Cellular Immunity to Predict the Risk of Cytomegalovirus Infection in Kidney Transplantation: A Prospective, Interventional, Multicenter Clinical Trial.
Clin Infect Dis. 2020 Dec 3;71(9):2375-2385.
doi: 10.1093/cid/ciz1209.
IF: 9.079. SI: Infectious Disease (3 out of 92)

FAVÀ A, CUCCHIARI D, MONTERO N, TOAPANTA N, CENTELLAS FJ, VILA-SANTANDREU A, COLOMA A, MENEGHINI M, MANONELLES A, SELLARÉS J, TORRES I, GELPI R, LORENZO I, VENTURA-AGUIAR P, COFAN F, TORREGROSA JV, PERELLÓ M, FACUNDO C, SERON D, OPPENHEIMER F, BESTARD O, CRUZADO JM, MORESO F, MELILLI E. Clinical characteristics and risk factors for severe COVID-19 in hospitalized kidney transplant recipients: A multicentric cohort study.
Am J Transplant. 2020 Nov;20(11):3030-3041.
doi: 10.1111/ajt.16246. Epub 2020 Sep 23.
IF: 8.085. SI: Am J Transplantation (2 out of 25); Surgery (6 out of 212)

VIEW ALL PUBLICATIONS >

© FIR-HUVH Fundació Institut de Recerca Hospital Universitari Vall d'Hebron 2019 | Developed by: ondeuev

Vascular Biology and Metabolism (VAM)

Overview

The VAM area was created to allow a comprehensive, cooperative and multidisciplinary approach in basic, clinical and epidemiology research. The ultimate goal is the innovation and transfer of solutions in a group of diseases that are closely interrelated and that constitute the leading cause of morbidity and mortality in the world: cardio-cerebrovascular disease, diabetes-metabolic syndrome and renal impairment. The VAM area includes preclinical and clinical research staff from our center, and collaborative work with groups of the highest international prestige. VAM area includes 8 groups: Cardiovascular Pathology, Diabetes and Metabolism, Nephrology, Ophthalmology (focused on retinal vascular disease), CIBBIM-Nanomedicine and Kidney Physiopathology, Medical Molecular Imaging, Neurovascular Diseases, and Research on Aging, Frailty and Transitions in Barcelona. All groups use an integrative tridimensional approach to generate knowledge on the mechanisms of diseases to generate new diagnostic and therapeutic tools.

Publications

281	1353	4.81
TOTAL	IMPACT FACTOR	AVERAGE IMPACT FACTOR

Diabetes and Metabolism

Group Leader: Rafael Simó Canonge

team zoom download

Overview | Publications | Main research projects | Patents

37	187	5.05
TOTAL	IMPACT FACTOR	AVERAGE IMPACT FACTOR

SELECTED ARTICLES

Ramos H, Bogdanov P, Sampedro J, Huerta J, Simó R, Hernández C.
Beneficial Effects of Glucagon-Like Peptide-1 (GLP-1) in Diabetes-Induced Retinal Abnormalities: Involvement of Oxidative Stress.
Antioxidants (Basel). 2020 Sep 10;9(9):846.
DOI: 10.3390/antiox9090846
IF: 5.014 – D1

Simó R, Stehouwer CDA, Avogaro A.
Diabetic retinopathy: looking beyond the eyes.
Diabetologia. 2020 Aug;63(8):1662-1664.
DOI: 10.1007/s00125-020-05195-4
IF: 7.518 – D1

Briansó-Llort L, Fuertes-Rioja L, Ramos-Perez L, Hernandez C, Simó R, Selva DM.
Caffeine Upregulates Hepatic Sex Hormone-Binding Globulin Production by Increasing Adiponectin Through AKT/FOXO1 Pathway in White Adipose Tissue.
Mol Nutr Food Res. 2020 Sep;64(17):e1901253.
DOI: 10.1002/mnfr.201901253
IF: 5.309 – D1

Saez-Lopez C, Villena JA, Simó R, Selva DM.
Sex hormone-binding globulin overexpression protects against high-fat diet-induced obesity in transgenic male mice.
J Nutr Biochem. 2020 Nov;85:108480.
DOI: 10.1016/j.jnutbio.2020.108480
IF: 4.873 – Q1

Vujosevic S, Aldington SJ, Silva P, Hernández C, Scanlon P, Peto T, Simó R.
Screening for diabetic retinopathy: new perspectives and challenges.
Lancet Diabetes Endocrinol. 2020 Apr;8(4):337-347.
DOI: 10.1016/S2213-8587(19)30411-5
IF: 25.34 – D1

VIEW ALL PUBLICATIONS >

© FIR-HUVH Fundació Institut de Recerca Hospital Universitari Vall d'Hebron 2019 | Developed by: ondeuev

Vall d'Hebron Institut de Recerca | Vall d'Hebron

Neurosciences

Overview

The Neuroscience area is consolidating its position as one of the largest clusters of research labs working on neurological diseases across Europe. At present, the area comprises 14 groups with more than one hundred fully dedicated researchers in close contact with top clinicians in the hospital. These research groups pursue a better and multifaceted understanding of the etiopathogenic mechanisms underlying a large variety of mostly adult but also pediatric neurological disorders including stroke, multiple sclerosis, Alzheimer's disease, Parkinson's disease, primary headaches, epilepsy, neuromuscular disorders, and also neurosurgical and psychiatric pathologies. The area also integrates groups involved in neuroimaging, analysis and interpretation of high-throughput data, and gene therapy strategies to target inflammatory and neurodegenerative neurological conditions.

Publications

316	1898	6.01
TOTAL	IMPACT FACTOR	AVERAGE IMPACT FACTOR

SELECT RESEARCH GROUP

© FIR-HUVH Fundació Institut de Recerca Hospital Universitari Vall d'Hebron 2019 | Developed by: ondeuev

Neurosciences

Overview

The Neuroscience area is consolidating its position as one of the largest clusters of research labs working on neurological diseases across Europe. At present, the area comprises 14 groups with more than one hundred fully dedicated researchers in close contact with top clinicians in the hospital. These research groups pursue a better and multifaceted understanding of the etiopathogenic mechanisms underlying a large variety of mostly adult but also pediatric neurological disorders including stroke, multiple sclerosis, Alzheimer's disease, Parkinson's disease, primary headaches, epilepsy, neuromuscular disorders, and also neurosurgical and psychiatric pathologies. The area also integrates groups involved in neuroimaging, analysis and interpretation of high-throughput data, and gene therapy strategies to target inflammatory and neurodegenerative neurological conditions.

Publications

316	1898	6.01
TOTAL	IMPACT FACTOR	AVERAGE IMPACT FACTOR

Neuroradiology

Group Leader: Alex Rovira Cañellas

team zoom download

Overview | Publications | Main research projects

31	189	6.11
TOTAL	IMPACT FACTOR	AVERAGE IMPACT FACTOR

SELECTED ARTICLES

Tintore M, Arrambide G, Otero-Romero S, Carbonell-Mirabent P, Rio J, Tur C, Comabella M, Nos C, Arevalo MJ, Anglada E, Menendez R, Midaglia L, Galan I, Vidal-Jordana A, Castillo J, Mulero P, Zabalza A, Rodriguez-Acevedo B, Rodriguez M, Espejo C, Sequeira J, Mitjana R, de Barros A, Pareto D, Auger C, Perez-Hoyos S, Sastre-Garriga J, Rovira A, Montalban X.
The long-term outcomes of CIS patients in the Barcelona inception cohort: Looking back to recognize aggressive MS.
Mult Scler. 2020 Nov;26(13):1658-1669.
DOI: 10.1177/1352458519877810
IF: 5.649

Caruana G, Pessini LM, Cannella R, Salvaggio G, de Barros A, Salerno A, Auger C, Rovira A.
Texture analysis in susceptibility-weighted imaging may be useful to differentiate acute from chronic multiple sclerosis lesions.
Eur Radiol. 2020 Nov;30(11):6348-6356.
DOI: 10.1007/s00330-020-06995-3
IF: 4.101

Pareto D, Garcia-Vidal A, Alberich M, Auger C, Montalban X, Tintore M, Sastre-Garriga J, Rovira A.
Ratio of T1-Weighted to T2-Weighted Signal Intensity as a Measure of Tissue Integrity: Comparison with Magnetization Transfer Ratio in Patients with Multiple Sclerosis.
AJNR Am J Neuroradiol. 2020 Mar;41(3):461-463.
DOI: 10.3174/ajnr.A6481
IF: 3.381

Sastre-Garriga J, Pareto D, Battaglini M, Rocca MA, Ciccarelli O, Enzinger C, Wuerfel J, Sormani MP, Barkhof F, Yousry TA, De Stefano N, Tintore M, Filippi M, Gasperini C, Kappos L, Rio J, Frederiksen J, Palace J, Vrenken H, Montalban X, Rovira A.
MAGNIMS consensus recommendations on the use of brain and spinal cord atrophy measures in clinical practice.
Nat Rev Neurol. 2020 Mar;16(3):171-182. Epub 2020 Feb 24.
DOI: 10.1038/s41582-020-0314-x
IF: 27.000

Clarke MA, Pareto D, Pessini-Ferreira L, Arrambide G, Alberich M, Crescenzo F, Cappelle S, Tintore M, Sastre-Garriga J, Auger C, Montalban X, Evangelou N, Rovira A.
Value of 3T Susceptibility-Weighted Imaging in the Diagnosis of Multiple Sclerosis.
AJNR Am J Neuroradiol. 2020 Jun;41(6):1001-1008.
DOI: 10.3174/ajnr.A6547
IF: 3.381

VIEW ALL PUBLICATIONS >

© FIR-HUVH Fundació Institut de Recerca Hospital Universitari Vall d'Hebron 2019 | Developed by: ondeuev

Neurosciences

Overview

The Neuroscience area is consolidating its position as one of the largest clusters of research labs working on neurological diseases across Europe. At present, the area comprises 14 groups with more than one hundred fully dedicated researchers in close contact with top clinicians in the hospital. These research groups pursue a better and multifaceted understanding of the etiopathogenic mechanisms underlying a large variety of mostly adult but also pediatric neurological disorders including stroke, multiple sclerosis, Alzheimer's disease, Parkinson's disease, primary headaches, epilepsy, neuromuscular disorders, and also neurosurgical and psychiatric pathologies. The area also integrates groups involved in neuroimaging, analysis and interpretation of high-throughput data, and gene therapy strategies to target inflammatory and neurodegenerative neurological conditions.

Publications

316	1898	6.01
TOTAL	IMPACT FACTOR	AVERAGE IMPACT FACTOR

Research group on Status Epilepticus and Acute Seizures

Group Leader: Estevo Santamarina Pérez

team zoom download

Overview | Publications | Main research projects

17	49	2.86
TOTAL	IMPACT FACTOR	AVERAGE IMPACT FACTOR

SELECTED ARTICLES

Abraira L, Santamarina E, Cazorla S, Bustamante A, Quintana M, Toledo M, Fonseca E, Grau-López L, Jiménez M, Ciurans J, Luis Becerra J, Millán M, Hernández-Pérez M, Cardona P, Terceño M, Zaragoza J, Cánovas D, Gasull T, Ustrell X, Rubiera M, Castellanos M, Montaner J, Álvarez-Sabín J.
Blood biomarkers predictive of epilepsy after an acute stroke event.
Epilepsia. 2020 Oct;61(10):2244-2253.
DOI: 10.1111/epi.16648
IF: 6.040

García Morales I, Fernández Alonso C, Behzadi Koochani N, Serratosa Fernández JM, Gil-Nagel Rein A, Toledo M, González FJ, Santamarina Pérez E.
Emergency management of epileptic seizures: a consensus statement.
Emergencias. 2020 Sep;32(5):353-362.
PMID: 33006837
IF: 3.173

Toledano Delgado R, García-Morales I, Parejo-Carbonell B, Jiménez-Huete A, Herrera-Ramirez D, González-Hernández A, Ayuga Loro F, Santamarina E, Toledo M, Ojeda J, Poza JJ, Molins A, Giner P, Estévez María JC, Castro-Vilanova MD, Zurita J, Saiz-Diaz RA, Gómez-Ibañez A, Rodriguez-Uranga J, Gil-Nagel A, Campos D, Sánchez-Larsen Á, Aguilar-Amat Prior MJ, Mauri Llerda JA, Huertas González N, García-Barragán N.
Effectiveness and safety of perampanel monotherapy for focal and generalized tonic-clonic seizures: Experience from a national multicenter registry.
Epilepsia. 2020 Jun;61(6):1109-1119.
DOI: 10.1111/epi.16548
IF: 6.040

Caronna E, Vilaseca A, Maria Gràcia Gozalo R, Sanchez Corral A, Santafé M, Sueiras M, Guzmán L, Quintana M, Toledo-Argany M, Santamarina E.
Long-term prognosis related to deep sedation in refractory status Epilepticus.
Acta Neurol Scand. 2020 Dec;142(6):555-562.
DOI: 10.1111/ane.13302
IF: 2.684

Fonseca E, Quintana M, Lallana S, Luis Restrepo J, Abraira L, Santamarina E, Seijo-Raposo I, Toledo M.
Epilepsy in time of COVID-19: A survey-based study.
Acta Neurol Scand. 2020 Dec;142(6):545-554.
DOI: 10.1111/ane.13335
IF: 2.684

VIEW ALL PUBLICATIONS >

© FIR-HUVH Fundació Institut de Recerca Hospital Universitari Vall d'Hebron 2019 | Developed by: ondeuev

Neurosciences

Overview

The Neuroscience area is consolidating its position as one of the largest clusters of research labs working on neurological diseases across Europe. At present, the area comprises 14 groups with more than one hundred fully dedicated researchers in close contact with top clinicians in the hospital. These research groups pursue a better and multifaceted understanding of the etiopathogenic mechanisms underlying a large variety of mostly adult but also pediatric neurological disorders including stroke, multiple sclerosis, Alzheimer's disease, Parkinson's disease, primary headaches, epilepsy, neuromuscular disorders, and also neurosurgical and psychiatric pathologies. The area also integrates groups involved in neuroimaging, analysis and interpretation of high-throughput data, and gene therapy strategies to target inflammatory and neurodegenerative neurological conditions.

Publications

316	1898	6.01
TOTAL	IMPACT FACTOR	AVERAGE IMPACT FACTOR

Stroke Research Group

Group Leader: Carlos Molina Cateriano

team zoom download

Overview | Publications | Main research projects

46	383	8.32
TOTAL	IMPACT FACTOR	AVERAGE IMPACT FACTOR

SELECTED ARTICLES

Ticagrelor Added to Aspirin in Acute Nonsevere Ischemic Stroke or Transient Ischemic Attack of Atherosclerotic Origin.
Pierre Amarenco, Hans Denison, Scott R. Evans, Anders Himmelmann, Stefan James, Mikael Knutsson, Per Ladenvall, Carlos A. Molina, Yongjun Wang, S. Claiborne Johnston
Stroke. 2020 Dec; 51(12): 3504–3513. Published online 2020 Nov 16.
doi: 10.1161/STROKEAHA.120.032239
IF: 7.914

Action Plan for Stroke in Europe 2018–2030.
Bo Norrving, Jon Barrick, Antoni Davalos, Martin Dichgans, Charlotte Cordonnier, Alla Guekht, Kursad Kutluk, Robert Mikulik, Joanna Wardlaw, Edo Richard, Darius Nabavi, Carlos Molina, Philip M Bath, Katharina Stibrant Sunnerhagen, Anthony Rudd, Avril Drummond, Anna Planas, Valeria Caso.
Eur Stroke J. 2018 Dec; 3(4): 309–336. Published online 2018 Oct 29.
doi: 10.1177/2396987318808719
IF: 4.24

Spontaneous systolic blood pressure drop early after mechanical thrombectomy predicts dramatic neurological recovery in ischaemic stroke patients.
Mariana Carvalho Dias, Denis Gabriel, Marlene Saraiva, Daniel Campos, Manuel Requena, Álvaro García-Tornel, Marian Muchada, Sandra Boned, David Rodriguez-Luna, Noelia Rodriguez-Villatoro, Jorge Pagola, Jesus Juega, Matías Deck, Marc Ribo, Alejandro Tomasello, Carlos A Molina, Marta Rubiera.
Eur Stroke J. 2020 Dec; 5(4): 362–369. Published online 2020 Jun 11.
doi: 10.1177/2396987320933384
IF: 4.24

The impact of the DWI-FLAIR-mismatch in the ECASS-4 trial – A post hoc analysis.
Johannes AR Pfaff, Martin Bendszus, Geoffrey Donnan, Carlos Molina, Didier Leys, Peter D Schellinger, Stefan Schwab, Danilo Toni, Nils Wahlgren, Werner Hacke, Peter Arthur Ringleb.
Eur Stroke J. 2020 Dec; 5(4): 370–373. Published online 2020 Apr 23.
doi: 10.1177/2396987320920114
IF: 4.24

COVID-19 and Stroke: Incidence and Etiological Description in a High-Volume Center.
Manuel Requena, Marta Olivé-Gadea, Marian Muchada, Álvaro García-Tornel, Matías Deck, Jesús Juega, Sandra Boned, Noelia Rodríguez-Villatoro, Carlos Piñana, Jorge Pagola, David Rodríguez-Luna, David Hernández, Marta Rubiera, Alejandro Tomasello, Carlos A. Molina, Marc Ribo.
J Stroke Cerebrovasc Dis. 2020 Nov; 29(11): 105225. Published online 2020 Aug 5.
doi: 10.1016/j.jstrokecerebrovasdis.2020.105225
IF: 4.24

VIEW ALL PUBLICATIONS >

© FIR-HUVH Fundació Institut de Recerca Hospital Universitari Vall d'Hebron 2019 | Developed by: ondeuev

Neurosciences

Overview

The Neuroscience area is consolidating its position as one of the largest clusters of research labs working on neurological diseases across Europe. At present, the area comprises 14 groups with more than one hundred fully dedicated researchers in close contact with top clinicians in the hospital. These research groups pursue a better and multifaceted understanding of the etiopathogenic mechanisms underlying a large variety of mostly adult but also pediatric neurological disorders including stroke, multiple sclerosis, Alzheimer's disease, Parkinson's disease, primary headaches, epilepsy, neuromuscular disorders, and also neurosurgical and psychiatric pathologies. The area also integrates groups involved in neuroimaging, analysis and interpretation of high-throughput data, and gene therapy strategies to target inflammatory and neurodegenerative neurological conditions.

Publications

316	1898	6.01
TOTAL	IMPACT FACTOR	AVERAGE IMPACT FACTOR

Neurotraumatology and Neurosurgery Unit (UNINN)

Group Leaders: Joan Sahuquillo Barris and Ma Antonia Poca Pastor

team zoom download

Overview | Publications | Main research projects

43	205	4.76
TOTAL	IMPACT FACTOR	AVERAGE IMPACT FACTOR

SELECTED ARTICLES

Fischer JB, Ghouse A, Tagliabue S, Maruccia F, Rey-Perez A, Báguena M, Cano P, Zucca R, Weigel UM, Sahuquillo J, Poca MA, Durduran T.
Non-invasive Estimation of Intracranial Pressure by Diffuse Optics – A Proof-Of-Concept Study.
J Neurotrauma. 2020 Dec 1;37(23):2569-2579. Epub 2020 Jul 7.
DOI: 10.1089/neu.2019.6965
IF: 4.056

Jha RM, Bell J, Citerio G, Hemphill JC, Kimberly WT, Narayan RK, Sahuquillo J, Sheth KN, Simard JM.
Role of Sulfonylurea Receptor 1 and Glibenclamide in Traumatic Brain Injury: A Review of the Evidence.
Int J Mol Sci. 2020 Jan 9;21(2):409.
DOI: 10.3390/ijms21020409
IF: 4.556

Escudero L, Llort A, Arias A, Diaz-Navarro A, Martinez-Ricarte F, Rubio-Perez C, Mayor R, Caratu G, Martinez-Saez E, Vazquez-Mendez E, Lesende-Rodriguez I, Hladun R, Gros L, Ramon Y Cajal S, Poca MA, Puente XS, Sahuquillo J, Gallego S, Seoane J.
Circulating tumour DNA from the cerebrospinal fluid allows the characterisation and monitoring of medulloblastoma.
Nat Commun 2020 Oct 27;11(1):5376.
DOI: 10.1038/s41467-020-19175-0
IF: 12.121

Sueiras M, Thonon V, Santamarina E, Sánchez-Guerrero Á, Riveiro M, Poca MA, Quintana M, Gándara D, Sahuquillo J.
Is Spreading Depolarization a Risk Factor for Late Epilepsy? A Prospective Study in Patients with Traumatic Brain Injury and Malignant Ischemic Stroke Undergoing Decompressive Craniectomy.
Neurocrit Care. Epub 2020 Sep 30.
DOI: 10.1007/s12028-020-01107-x
IF: 2.720

Poca MA, Cano P, Munar F, González D, Rosas K, Sahuquillo J.
Distal catheter lengthening in pediatric patients with hydrocephalus using a guidewireassisted technique.
Childs Nerv Syst. 2020 Nov;36(11):2733-2740.
DOI: 10.1007/s00381-020-04591-w
IF: 1.298

VIEW ALL PUBLICATIONS >

© FIR-HUVH Fundació Institut de Recerca Hospital Universitari Vall d'Hebron 2019 | Developed by: ondeuev

Neurosciences

Overview

The Neuroscience area is consolidating its position as one of the largest clusters of research labs working on neurological diseases across Europe. At present, the area comprises 14 groups with more than one hundred fully dedicated researchers in close contact with top clinicians in the hospital. These research groups pursue a better and multifaceted understanding of the etiopathogenic mechanisms underlying a large variety of mostly adult but also pediatric neurological disorders including stroke, multiple sclerosis, Alzheimer's disease, Parkinson's disease, primary headaches, epilepsy, neuromuscular disorders, and also neurosurgical and psychiatric pathologies. The area also integrates groups involved in neuroimaging, analysis and interpretation of high-throughput data, and gene therapy strategies to target inflammatory and neurodegenerative neurological conditions.

Publications

316	1898	6.01
TOTAL	IMPACT FACTOR	AVERAGE IMPACT FACTOR

Gene Therapy at Nervous System

Group Leaders: Miguel Chillón Rodríguez and Assumpció Bosch Merino

team zoom download

Overview | Publications | Main research projects | Patents

3	15	5.10
TOTAL	IMPACT FACTOR	AVERAGE IMPACT FACTOR

SELECTED ARTICLES

Bosch A., Chillon M.
Chapter 10 – Gene therapy approaches in central nervous system regenerative medicine.
Handbook of Innovations in Central Nervous System Regenerative Medicine. Elsevier; 2020. p. 375-98.
DOI: 10.1016/B978-0-12-818084-6.00010-6
IF: 0

Bosch A., Estevez R.
Megalencephalic Leukoencephalopathy: Insights Into Pathophysiology and Perspectives for Therapy.
Front Cell Neurosci. 2021 Jan 22;14:627887. eCollection 2020.
DOI: 10.3389/fncel.2020.627887
IF: 3.921

Sanchez A., Garcia-Lareu B., Puig M., Prat E., Ruberte J., Chillon M., Nunes V., Estevez R., Bosch A.
Cerebellar Astrocyte Transduction as Gene Therapy for Megalencephalic Leukoencephalopathy.
Neurotherapeutics. 2020 May 5.
DOI: 10.1007/s13311-020-00865-y
IF: 6.035

Modol-Caballero G., Herrando-Grabulosa M., Garcia-Lareu B., Solanes N., Verdes S., Osta R., Francos-Quijorna I., Lopez-Vales R., Calvo A.C., Bosch A., Navarro X.
Gene therapy for overexpressing Neuregulin 1 type I in skeletal muscles promotes functional improvement in the SOD1 (G93A) ALS mice.
Neurobiol Dis. 2020 Feb 4:104793
DOI: 10.1016/j.nbd.2020.104793
IF: 5.332

VIEW ALL PUBLICATIONS >

© FIR-HUVH Fundació Institut de Recerca Hospital Universitari Vall d'Hebron 2019 | Developed by: ondeuev

Neurosciences

Overview

The Neuroscience area is consolidating its position as one of the largest clusters of research labs working on neurological diseases across Europe. At present, the area comprises 14 groups with more than one hundred fully dedicated researchers in close contact with top clinicians in the hospital. These research groups pursue a better and multifaceted understanding of the etiopathogenic mechanisms underlying a large variety of mostly adult but also pediatric neurological disorders including stroke, multiple sclerosis, Alzheimer's disease, Parkinson's disease, primary headaches, epilepsy, neuromuscular disorders, and also neurosurgical and psychiatric pathologies. The area also integrates groups involved in neuroimaging, analysis and interpretation of high-throughput data, and gene therapy strategies to target inflammatory and neurodegenerative neurological conditions.

Publications

316	1898	6.01
TOTAL	IMPACT FACTOR	AVERAGE IMPACT FACTOR

Clinical and Translational Bioinformatics

Group Leader: Xavier de la Cruz Montserrat

team zoom download

Overview | Publications | Main research projects

3	20	6.82
TOTAL	IMPACT FACTOR	AVERAGE IMPACT FACTOR

SELECTED ARTICLES

Bryan, L, ..., de la Cruz, X, Padilla, N, ..., Bhoj, E.
Histone H3.3 beyond cancer: Germline mutations in Histone 3 Family 3A and 3B cause a previously unidentified neurodegenerative disorder in 46 patients.
Science Advances 2020 Dec 2;6(49): eabc9207.
DOI: 10.1126/sciadv.abc9207
IF: 13.116

Vinas-Gimenez L, Padilla N, Batlle-Maso L, Casals F, Riviere JG, Martinez-Gallo M, de la Cruz X, Colobran R.
FHLdb: A Comprehensive Database on the Molecular Basis of Familial Hemophagocytic Lymphohistiocytosis.
Front Immunol. 2020 Jan 31;11:107.
DOI: 10.3389/fimmu.2020.00107
IF: 5.085

Vinas-Gimenez L, Donadeu L, Alsina L, Rincon R, de la Campa EA, Esteve-Sole A, Catala A, Colobran R, de la Cruz X, Sayos J, Martinez-Gallo M.
Molecular analysis of the novel L243R mutation in STXBP2 reveals impairment of degranulation activity.
Int J Hematol. 2020 Mar;111(3):440-450.
DOI: 10.1007/s12185-019-02796-7
IF: 2.245

VIEW ALL PUBLICATIONS >

© FIR-HUVH Fundació Institut de Recerca Hospital Universitari Vall d'Hebron 2019 | Developed by: ondeuev

Neurosciences

Overview

The Neuroscience area is consolidating its position as one of the largest clusters of research labs working on neurological diseases across Europe. At present, the area comprises 14 groups with more than one hundred fully dedicated researchers in close contact with top clinicians in the hospital. These research groups pursue a better and multifaceted understanding of the etiopathogenic mechanisms underlying a large variety of mostly adult but also pediatric neurological disorders including stroke, multiple sclerosis, Alzheimer's disease, Parkinson's disease, primary headaches, epilepsy, neuromuscular disorders, and also neurosurgical and psychiatric pathologies. The area also integrates groups involved in neuroimaging, analysis and interpretation of high-throughput data, and gene therapy strategies to target inflammatory and neurodegenerative neurological conditions.

Publications

316 TOTAL

1898 IMPACT FACTOR

6.01 AVERAGE IMPACT FACTOR

Psychiatry, Mental Health and Addictions

Group Leader: José Antonio Ramos-Quiroga

team zoom download

Overview | Publications | Main research projects | Patents

45 TOTAL

219 IMPACT FACTOR

4.87 AVERAGE IMPACT FACTOR

SELECTED ARTICLES

Soler Artigas M, Sánchez-Mora C, Rovira P, Richarte V, Garcia-Martínez I, Pagerols M, Demontis D, Stringer S; ADHD Group of the Psychiatric Genomics Consortium, International Cannabis Consortium, Vink JM, Børglum AD, Neale BM, Franke B, Faraone SV, Casas M, Ramos-Quiroga JA, Ribasés M.
Attention-deficit/hyperactivity disorder and lifetime cannabis use: genetic overlap and causality.
Molecular psychiatry, 25(10), 2493–2503.
DOI: 10.1038/s41380-018-0339-3
IF: 12.384

Rovira P, Sánchez-Mora C, Pagerols M, Richarte V, Corrales M, Fadeuilhe C, Vilar-Ribó L, Arribas L, Shireby G, Hannon E, Mill J, Casas M, Ramos-Quiroga JA, Soler Artigas M, Ribasés M.
Epigenome-wide association study of attention-deficit/hyperactivity disorder in adults.
Transl Psychiatry. 2020 Jun 19;10(1):199.
DOI: 10.1038/s41398-020-0860-4
IF: 5.28

Corominas J, Klein M, Zayats T, Rivero O, Ziegler GC, Pauper M, Neveling K, Poelmans G, Jansch C, Svirin E, Geissler J, Weber H, Reif A, Arias Vasquez A, Galesloot TE, Kiemeney LALM, Buitelaar JK, Ramos-Quiroga JA, Cormand B, Ribasés M, Hveem K, Gabrielsen ME, Hoffmann P, Cichon S, Haavik J, Johansson S, Jacob CP, Romanos M, Franke B, Lesch KP.
Identification of ADHD risk genes in extended pedigrees by combining linkage analysis and whole-exome sequencing.
Mol Psychiatry. 2020 Sep;25(9):2047-2057.
DOI: 10.1038/s41380-018-0210-6
IF: 12.384

Lugo J, Fadeuilhe C, Gisbert L, Setien I, Delgado M, Corrales M, Richarte V, Ramos-Quiroga JA.
Sleep in adults with autism spectrum disorder and attention deficit/hyperactivity disorder: A systematic review and meta-analysis.
Eur Neuropsychopharmacol. 2020 Sep;38:1-24.
DOI: 10.1016/j.euroneuro.2020.07.004
IF: 3.853

Rovira P, Demontis D, Sánchez-Mora C, Zayats T, Klein M, Mota NR, Weber H, Garcia-Martínez I, Pagerols M, Vilar-Ribó L, Arribas L, Richarte V, Corrales M, Fadeuilhe C, Bosch R, Martin GE, Almos P, Doyle AE, Grevet EH, Grimm O, Halmøy A, Hoogman M, Hutz M, Jacob CP, Kittel-Schneider S, Knappskog PM, Lundervold AJ, Rivero O, Rovaris DL, Salatino-Oliveira A, da Silva BS, Svirin E, Sprooten E, Strekalova T; ADHD Working Group of the Psychiatric Genomics Consortium; 23andMe Research team, Arias-Vasquez A, Sonuga-Barke EJS, Asherson P, Bau CHD, Buitelaar JK, Cormand B, Faraone SV, Haavik J, Johansson SE, Kuntsi J, Larsson H, Lesch KP, Reif A, Rohde LA, Casas M, Børglum AD, Franke B, Ramos-Quiroga JA, Soler Artigas M, Ribasés M.
Shared genetic background between children and adults with attention deficit/hyperactivity disorder.
Neuropsychopharmacology. 2020 Sep;45(10):1617-1626.
DOI: 10.1038/s41386-020-0664-5
IF: 6.751

VIEW ALL PUBLICATIONS >

© FIR-HUVH Fundació Institut de Recerca Hospital Universitari Vall d'Hebron 2019 | Developed by: ondeuev

Neurosciences

Overview

The Neuroscience area is consolidating its position as one of the largest clusters of research labs working on neurological diseases across Europe. At present, the area comprises 14 groups with more than one hundred fully dedicated researchers in close contact with top clinicians in the hospital. These research groups pursue a better and multifaceted understanding of the etiopathogenic mechanisms underlying a large variety of mostly adult but also pediatric neurological disorders including stroke, multiple sclerosis, Alzheimer's disease, Parkinson's disease, primary headaches, epilepsy, neuromuscular disorders, and also neurosurgical and psychiatric pathologies. The area also integrates groups involved in neuroimaging, analysis and interpretation of high-throughput data, and gene therapy strategies to target inflammatory and neurodegenerative neurological conditions.

Publications

316	1898	6.01
TOTAL	IMPACT FACTOR	AVERAGE IMPACT FACTOR

Peripheral Nervous System

Group Leader: Raúl Juntas Morales

team zoom download

Overview | Publications | Main research projects | Patents

1	3	3.29
TOTAL	IMPACT FACTOR	AVERAGE IMPACT FACTOR

SELECTED ARTICLES

Villar-Quiles RN, Catervi F, Cabet E, Juntas-Morales R, Genetti CA, Gidaro T, Koparir A, Yüksel A, Coppens S, Deconinck N, Pierce-Hoffman E, Lornage X, Durigneux J, Laporte J, Rendu J, Romero NB, Beggs AH, Servais L, Cossée M, Olivé M, Böhm J, Duband-Goulet I, Ferreiro A.
ASC-1 Is a Cell Cycle Regulator Associated with Severe and Mild Forms of Myopathy.
Ann Neurol. 2020;87(2):217-232.
DOI: 10.1002/ana.25660
IF: 9.037

Cerino M, Campana-Salort E, Salvi A, Cintas P, Renard D, Juntas Morales R, Tard C, Leturcq F, Stojkovic T, Bonello-Palot N, Gorokhova S, Mortreux J, Maues De Paula A, Lévy N, Pouget J, Cossée M, Bartoli M, Krahn M, Attarian S.
Novel CAPN3 variant associated with an autosomal dominant calpainopathy.
Neuropathol Appl Neurobiol. 2020;46(6):564-578.
DOI: 10.1111/nan.12624
IF: 7.500

Thouvenot E, Demattei C, Lehmann S, Maceski-Maleska A, Hirtz C, Juntas-Morales R, Pageot N, Esselin F, Alphandéry S, Vincent T, Camu W.
Serum neurofilament light chain at time of diagnosis is an independent prognostic factor of survival in amyotrophic lateral sclerosis.
Eur J Neurol. 2020;27(2):251-257.
DOI: 10.1111/ene.14063
IF: 4.516

Juntas Morales R, Perrin A, Rivier F, Cances C, Walther-Louvier U, Van Goethem C, Thèze C, Lacourt D, Pégeot H, Zenagui R, Uro-Coste E, Leboucq N, Malfatti E, Delaby C, Lehmann S, Rigau V, Koenig M, Cossée M.
The importance of an integrated genotype-phenotype strategy to unravel the molecular bases of titinopathies.
Neuromuscul Disord. 2020;30(11):877-887.
DOI: 10.1016/j.nmd.2020.09.032
IF: 3.115

Juntas-Morales R, Pageot N, Marin G, Dupuy AM, Alphandery S, Labar L, Esselin F, Picot MC, Camu W.
Low 25OH Vitamin D Blood Levels Are Independently Associated With Higher Amyotrophic Lateral Sclerosis Severity Scores: Results From a Prospective Study.
Front Neurol. 2020;11:363.
DOI: 10.3389/fneur.2020.00363
IF: 2.889

VIEW ALL PUBLICATIONS >

© FIR-HUVH Fundació Institut de Recerca Hospital Universitari Vall d'Hebron 2019 | Developed by: ondeuev

Neurosciences

Overview

The Neuroscience area is consolidating its position as one of the largest clusters of research labs working on neurological diseases across Europe. At present, the area comprises 14 groups with more than one hundred fully dedicated researchers in close contact with top clinicians in the hospital. These research groups pursue a better and multifaceted understanding of the etiopathogenic mechanisms underlying a large variety of mostly adult but also pediatric neurological disorders including stroke, multiple sclerosis, Alzheimer's disease, Parkinson's disease, primary headaches, epilepsy, neuromuscular disorders, and also neurosurgical and psychiatric pathologies. The area also integrates groups involved in neuroimaging, analysis and interpretation of high-throughput data, and gene therapy strategies to target inflammatory and neurodegenerative neurological conditions.

Publications

316 TOTAL

1898 IMPACT FACTOR

6.01 AVERAGE IMPACT FACTOR

Pediatric Neurology

Group Leader: Alfons Macaya Ruiz

team zoom download

Overview | Publications | Main research projects

29 TOTAL

133 IMPACT FACTOR

4.58 AVERAGE IMPACT FACTOR

SELECTED ARTICLES

Vanegas MI, Marcé-Grau A, Martí-Sánchez L, Mellid S, Baide-Mairena H, Correa-Vela M, Cazurro A, Rodríguez C, Toledo L, Fernández-Ramos JA, Pons R, Aguilera-Albesa S, Martí MJ, Eiris J, Iglesias G, De Fabregues O, Maqueda E, Garriz-Luis M, Madruga M, Espinós C, Macaya A, Cabrera JC, Pérez-Dueñas B.
Delineating the motor phenotype of SGCE-myoclonus dystonia syndrome.
Parkinsonism Relat Disord. 2020 Nov;80:165-174. Epub 2020 Sep 21.
DOI: 10.1016/j.parkreldis.2020.09.023
IF: 3.926

Correa-Vela M, Lupo V, Montpeyó M, Sancho P, Marcé-Grau A, Hernández-Vara J, Darling A, Jenkins A, Fernández-Rodríguez S, Tello C, Ramírez-Jiménez L, Pérez B, Sánchez-Montáñez Á, Macaya A, Sobrido MJ, Martinez-Vicente M, Pérez-Dueñas B, Espinós C.
Impaired proteasome activity and neurodegeneration with brain iron accumulation in FBXO7 defect.
Ann Clin Transl Neurol. 2020 Aug;7(8):1436-1442. Epub 2020 Aug 6.
DOI: 10.1002/acn3.51095
IF: 3.806

Marti-Sanchez L, Baide-Mairena H, Marcé-Grau A, Pons R, Skouma A, López-Laso E, Sigatullina M, Rizzo C, Semeraro M, Martinelli D, Carrozzo R, Dionisi-Vici C, González-Gutiérrez-Solana L, Correa-Vela M, Ortigoza-Escobar JD, Sánchez-Montañez Á, Vazquez É, Delgado I, Aguilera-Albesa S, Yoldi ME, Ribes A, Tort F, Pollini L, Galosi S, Leuzzi V, Tolve M, Pérez-Gay L, Aldamiz- Echevarría L, Del Toro M, Arranz A, Roelens F, Urreizti R, Artuch R, Macaya A, Pérez-Dueñas B.
Delineating the neurological phenotype in children with defects in the ECHS1 or HIBCH gene.
J Inherit Metab Dis. 2021 Mar;44(2):401-414. Epub 2020 Aug 16.
DOI: 10.1002/jimd.12288
IF: 4.036

Alonso-Pérez J, González-Quereda L, Bello L, Guglieri M, Straub V, Gallano P, Semplicini C, Pegoraro E, Zangaro V, Nascimento A, Ortez C, Comi GP, Dam LT, De Visser M, van der Kooi AJ, Garrido C, Santos M, Schara U, Gangfuß A, Løkken N, Storgaard JH, Vissing J, Schoser B, Dekomien G, Udd B, Palmio J, D'Amico A, Politano L, Nigro V, Bruno C, Panicucci C, Sarkozy A, Abdel-Mannan O, Alonso-Jimenez A, Claeys KG, Gomez-Andrés D, Munell F, Costa-Comellas L, Haberlová J, Rohlenová M, Elke V, De Bleecker JL, Dominguez-González C, Tasca G, Weiss C, Deconinck N, Fernández-Torrón R, López de Munain A, Camacho-Salas A, Melegh B, Hadzsiev K, Leonardis L, Koritnik B, Garibaldi M, de Leon-Hernández JC, Malfatti E, Fraga-Bau A, Richard I, Illa I, Díaz-Manera J.

New genotype-phenotype correlations in a large European cohort of patients with sarcoglycanopathy.
Brain. 2020 Sep 1;143(9):2696-2708.
DOI: 10.1093/brain/awaa228
IF: 11.337

Sala-Coromina J, Miguel LD, de Las Heras J, Lasa-Aranzasti A, Garcia-Arumi E, Carreño L, Arranz JA, Carnicer C, Unceta-Suárez M, Sanchez-Montañez A, Gort L, Tort F, Del Toro M.
Leigh syndrome associated with TRMU gene mutations.
Mol Genet Metab Rep. 2020 Dec 15;26:100690.
DOI: 10.1016/j.ymgmr.2020.100690
IF: 2.020

VIEW ALL PUBLICATIONS >

© FIR-HUVH Fundació Institut de Recerca Hospital Universitari Vall d'Hebron 2019 | Developed by: ondeuev

Neurosciences

Overview

The Neuroscience area is consolidating its position as one of the largest clusters of research labs working on neurological diseases across Europe. At present, the area comprises 14 groups with more than one hundred fully dedicated researchers in close contact with top clinicians in the hospital. These research groups pursue a better and multifaceted understanding of the etiopathogenic mechanisms underlying a large variety of mostly adult but also pediatric neurological disorders including stroke, multiple sclerosis, Alzheimer's disease, Parkinson's disease, primary headaches, epilepsy, neuromuscular disorders, and also neurosurgical and psychiatric pathologies. The area also integrates groups involved in neuroimaging, analysis and interpretation of high-throughput data, and gene therapy strategies to target inflammatory and neurodegenerative neurological conditions.

Publications

316 TOTAL | 1898 IMPACT FACTOR | 6.01 AVERAGE IMPACT FACTOR

Neuromuscular and Mitochondrial Pathology

Group Leader: Ramon Martí Seves

team | zoom | download

11 TOTAL | **48** IMPACT FACTOR | **4.32** AVERAGE IMPACT FACTOR

SELECTED ARTICLES

Vila-Julià F, Cabrera-Pérez R, Cámara Y, Molina-Berenguer M, Lope-Piedrafita S, Hirano M, Mingozzi F, Torres-Torronteras J, Martí R.
Efficacy of adeno-associated virus gene therapy in a MNGIE murine model enhanced by chronic exposure to nucleosides.
EBioMedicine. 2020 Dec;62:103133.
DOI: 10.1016/j.ebiom.2020.103133
IF: 5.736

Pinós T, Andreu AL, Bruno C, Hadjigeorgiou GM, Haller RG, Laforêt P, Lucía A, Martín MA, Martinuzzi A, Navarro C, Oflazer P, Pouget J, Quinlivan R, Sacconi S, Scalco RS, Toscano A, Vissing J, Vorgerd M, Wakelin A, Martí R; EUROMACConsortium.
Creation and implementation of a European registry for patients with McArdle disease and other muscle glycogenoses (EUROMAC registry).
Orphanet J Rare Dis. 2020 Oct 15;15(1):187.
DOI: 10.1186/s13023-020-01455-z
IF: 3.523

Scalco RS, Lucia A, Santalla A, Martinuzzi A, Vavla M, Reni G, Toscano A, Musumeci O, Voermans NC, Kouwenberg CV, Laforêt P, San-Millán B, Vieitez I, Siciliano G, Kühnle E, Trost R, Sacconi S, Stemmerik MG, Durmus H, Kierdaszuk B, Wakelin A, Andreu AL, Pinós T, Marti R, Quinlivan R, Vissing J, EUROMAC Consortium.
Data from the European registry for patients with McArdle disease and other muscle glycogenoses (EUROMAC).
Orphanet J Rare Dis. 2020 Nov 24;15(1):330.
DOI: 10.1186/s13023-020-01562-x
IF: 3.523

Tarrasó G, Real-Martinez A, Parés M, Romero-Cortadellas L, Puigros L, Moya L, de Luna N, Brull A, Martín MA, Arenas J, Lucia A, Andreu AL, Barquinero J, Vissing J, Krag TO, Pinós T.
Absence of p.R50X Pygm read-through in McArdle disease cellular models.
Dis Model Mech. 2020 Jan 13;13(1):dmm043281.
DOI: 10.1242/dmm.043281
IF: 4.651

Almodóvar-Payá A, Villarreal-Salazar M, de Luna N, Nogales-Gadea G, Real-Martínez A, Andreu AL, Martín MA, Arenas J, Lucia A, Vissing J, Krag T, Pinós T.
Preclinical Research in Glycogen Storage Diseases: A Comprehensive Review of Current Animal Models.
Int J Mol Sci. 2020 Dec 17;21(24):9621.
DOI: 10.3390/ijms21249621
IF: 4.556

VIEW ALL PUBLICATIONS >

© FIR-HUVH Fundació Institut de Recerca Hospital Universitari Vall d'Hebron 2019 | Developed by: ondeuev

Neurosciences

Overview

The Neuroscience area is consolidating its position as one of the largest clusters of research labs working on neurological diseases across Europe. At present, the area comprises 14 groups with more than one hundred fully dedicated researchers in close contact with top clinicians in the hospital. These research groups pursue a better and multifaceted understanding of the etiopathogenic mechanisms underlying a large variety of mostly adult but also pediatric neurological disorders including stroke, multiple sclerosis, Alzheimer's disease, Parkinson's disease, primary headaches, epilepsy, neuromuscular disorders, and also neurosurgical and psychiatric pathologies. The area also integrates groups involved in neuroimaging, analysis and interpretation of high-throughput data, and gene therapy strategies to target inflammatory and neurodegenerative neurological conditions.

Publications

316	1898	6.01
TOTAL	IMPACT FACTOR	AVERAGE IMPACT FACTOR

Neurodegenerative Diseases

Group Leader: Miquel Vila Bover

team zoom download

Overview | Publications | Main research projects

21	134	6.36
TOTAL	IMPACT FACTOR	AVERAGE IMPACT FACTOR

SELECTED ARTICLES

Galiano-Landeira J, Torra A, Vila M, Bové J.
CD8 T cell nigral infiltration precedes synucleinopathy in early stages of Parkinson's disease.
Brain 143(12):3717-33 (2020)
DOI: 10.1093/brain/awaa269
IF: 11.337

Arotcarena ML, Dovero S, Prigent A, Bourdenx M, Camus S, Porras G, Thiolat ML, Tasselli M, Aubert P, Kruse N, Mollenhauer B, Trigo Damas I, Estrada C, Garcia-Carrillo N, Vaikath NN, El-Agnaf OMA, Herrero MT, Vila M, Obeso JA, Derkinderen P, Dehay B, Bezard E.
Bidirectional gut-to-brain and brain-to-gut propagation of synucleinopathy in nonhuman primates.
Brain 143(5):1462–75 (2020)
DOI: 10.1093/brain/awaa096
IF: 11.337

Bourdenx M, Nioche A, Dovero S, Arotcarena ML, Camus S, Porras G, Thiolat ML, Rougier NP, Prigent A, Aubert P, Bohic S, Sandt C, Laferrière F, Doudnikoff E, Kruse N, Mollenhauer B, Novello S, Morari M, Leste-Lasserre T, Trigo Damas I, Goillandeau M, Perier C, Estrada C, Garcia-Carrillo N, Recasens A, Vaikath NN, El-Agnaf OMA, Herrero MT, Derkinderen P, Vila M, Obeso JA, Dehay B, Bezard E.
Identification of of distinc pathological signatures induced by patient-derived alpha-synuclein structures in non-human primates.
Science Advances 6(20):eaaz9165 (2020)
DOI: 10.1126/sciadv.aaz9165
IF: 13.116

Alarcón-Arís D, Pavia-Collado R, Miquel-Rio L, Coppola-Segovia V, Ferrés-Coy A, Ruiz-Bronchal E, Galofré M, Paz V, Campa L, Revilla R, Montefeltro A, Kordower JH, Vila M, Artigas F, Bortolozzi A.
Anti-α-synuclein ASO delivered to monoamine neurons prevents α-synuclein accumulation in a Parkinson's disease-like mouse model and in monkeys.
EBioMedicine (2020) 59:102944
DOI: 10.1016/j.ebiom.2020.102944
IF: 5.736

Tolosa E, Vila M, Klein C, Rascol O.
LRRK2 in Parkinson disease: challenges of clinical trials.
Nature Reviews Neurology (2020) 16(2):97-107
DOI: 10.1038/s41582-019-0301-2
IF: 27.000

VIEW ALL PUBLICATIONS >

© FIR-HUVH Fundació Institut de Recerca Hospital Universitari Vall d'Hebron 2019 | Developed by: ondeuev

Neurosciences

Overview

The Neuroscience area is consolidating its position as one of the largest clusters of research labs working on neurological diseases across Europe. At present, the area comprises 14 groups with more than one hundred fully dedicated researchers in close contact with top clinicians in the hospital. These research groups pursue a better and multifaceted understanding of the etiopathogenic mechanisms underlying a large variety of mostly adult but also pediatric neurological disorders including stroke, multiple sclerosis, Alzheimer's disease, Parkinson's disease, primary headaches, epilepsy, neuromuscular disorders, and also neurosurgical and psychiatric pathologies. The area also integrates groups involved in neuroimaging, analysis and interpretation of high-throughput data, and gene therapy strategies to target inflammatory and neurodegenerative neurological conditions.

Publications

316	1898	6.01
TOTAL	IMPACT FACTOR	AVERAGE IMPACT FACTOR

Headache and Neurological Pain

Group Leader: Patricia Pozo Rosich

team zoom download

Overview | Publications | Main research projects

22	111	5.05
TOTAL	IMPACT FACTOR	AVERAGE IMPACT FACTOR

SELECTED ARTICLES

Mulleners, W. M., Kim, B. K., Láinez, M. J. A., Lanteri-Minet, M., Pozo-Rosich, P., Wang, S., Tockhorn-Heidenreich, A., Aurora, S. K., Nichols, R. M., Yunes-Medina, L., & Detke, H. C.
Safety and efficacy of galcanezumab in patients for whom previous migraine preventive medication from two to four categories had failed (CONQUER): a multicentre, randomised, double-blind, placebo-controlled, phase 3b trial.
The Lancet. Neurology. 19(10):814-825.
DOI: 10.1016/s1474-4422(20)30279-9
IF: 30.039

Alpuente, A., Tassorelli, C., Diener, H. C., Silberstein, S. D., & Pozo-Rosich, P.
Have the IHS Guidelines for controlled trials of acute treatment of migraine attacks been followed? Laying the ground for the 4th edition.
Cephalalgia. 2020 Jul;40(8):778-787.
DOI: 10.1177/0333102420906843
IF: 4.868

Diener, H. C., Tassorelli, C., Dodick, D. W., Silberstein, S. D., Lipton, R. B., Ashina, M., Becker, W. J., Ferrari, M. D., Goadsby, P. J., Pozo-Rosich, P., Wang, S. J., Houle, T. T., Hoek, T. C. V. D., Martinelli, D., & Terwindt, G. M.
Guidelines of the International Headache Society for controlled trials of preventive treatment of migraine attacks in episodic migraine in adults.
Cephalalgia. 2020 Sep;40(10):1026-1044.
DOI: 10.1177/0333102420941839
IF: 4.868

Caronna, E., Ballvé, A., Llauradó, A., Gallardo, V. J., Ariton, D. M., Lallana, S., López Maza, S., Olivé Gadea, M., Quibus, L., Restrepo, J. L., Rodrigo-Gisbert, M., Vilaseca, A., Hernandez Gonzalez, M., Martinez Gallo, M., Alpuente, A., Torres-Ferrus, M., Pujol Borrell, R., Alvarez-Sabin, J., & Pozo-Rosich, P.
Headache: A striking prodromal and persistent symptom, predictive of COVID-19 clinical evolution.
Cephalalgia 2020; 40(13), 1410–1421.
DOI: 10.1177/0333102420965157
IF: 4.868

Torres-Ferrús M, Ursitti F, Alpuente A, Brunello F, Chiappino D, de Vries T, Di Marco S, Ferlisi S, Guerritore L, Gonzalez-Garcia N, Gonzalez-Martinez A, Khutorov D, Kritsilis M, Kyrou A, Makeeva T, Minguez-Olaondo A, Pilati L, Serrien A, Tsurkalenko O, Van den Abbeele D, van Hoogstraten WS, Lampl C; School of Advanced Studies of European Headache Federation (EHF-SAS).
From transformation to chronification of migraine: pathophysiological and clinical aspects.
J Headache Pain. 2020 Apr 29;21(1):42.
DOI: 10.1186/s10194-020-01111-8
IF: 4.797

VIEW ALL PUBLICATIONS >

© FIR-HUVH Fundació Institut de Recerca Hospital Universitari Vall d'Hebron 2019 | Developed by: ondeuev

Neurosciences

Overview

The Neuroscience area is consolidating its position as one of the largest clusters of research labs working on neurological diseases across Europe. At present, the area comprises 14 groups with more than one hundred fully dedicated researchers in close contact with top clinicians in the hospital. These research groups pursue a better and multifaceted understanding of the etiopathogenic mechanisms underlying a large variety of mostly adult but also pediatric neurological disorders including stroke, multiple sclerosis, Alzheimer's disease, Parkinson's disease, primary headaches, epilepsy, neuromuscular disorders, and also neurosurgical and psychiatric pathologies. The area also integrates groups involved in neuroimaging, analysis and interpretation of high-throughput data, and gene therapy strategies to target inflammatory and neurodegenerative neurological conditions.

Publications

316	1898	6.01
TOTAL	IMPACT FACTOR	AVERAGE IMPACT FACTOR

Clinical Neuroimmunology

Group Leader: Xavier Montalban Gairín

team zoom download

Overview | Publications | Main research projects

68	471	6.92
TOTAL	IMPACT FACTOR	AVERAGE IMPACT FACTOR

SELECTED ARTICLES

Sastre-Garriga J, Pareto D, Battaglini M, Rocca MA, Ciccarelli O, Enzinger C, Wuerfel J, Sormani MP, Barkhof F, Yousry TA, De Stefano N, Tintoré M, Filippi M, Gasperini C, Kappos L, Río J, Frederiksen J, Palace J, Vrenken H, Montalban X, Rovira À; MAGNIMS study group.
MAGNIMS consensus recommendations on the use of brain and spinal cord atrophy measures in clinical practice.
Nat Rev Neurol. 2020 Mar;16(3):171-182.
DOI: 10.1038/s41582-020-0314-x
IF: 27.0 – D1

Tintore M, Arrambide G, Otero-Romero S, Carbonell-Mirabent P, Río J, Tur C, Comabella M, Nos C, Arévalo MJ, Anglada E, Menendez R, Midaglia L, Galán I, Vidal-Jordana A, Castilló J, Mulero P, Zabalza A, Rodríguez-Acevedo B, Rodriguez M, Espejo C, Sequeira J, Mitjana R, de Barros A, Pareto D, Auger C, Pérez-Hoyos S, Sastre-Garriga J, Rovira A, Montalban X.
The long-term outcomes of CIS patients in the Barcelona inception cohort: Looking back to recognize aggressive MS.
Mult Scler. 2020 Nov;26(13):1658-1669. Epub 2019 Oct 15.
DOI: 10.1177/1352458519877810
IF: 5.412 – Q1

Zabalza A, Cárdenas-Robledo S, Tagliani P, Arrambide G, Otero-Romero S, Carbonell-Mirabent P, Rodriguez-Barranco M, Rodríguez-Acevedo B, Restrepo Vera JL, Resina-Salles M, Midaglia L, Vidal-Jordana A, Río J, Galan I, Castillo J, Cobo-Calvo Á, Comabella M, Nos C, Sastre-Garriga J, Tintore M, Montalban X.
COVID-19 in multiple sclerosis patients: susceptibility, severity risk factors and serological response.
Eur J Neurol. 2020 Dec 19.
DOI: 10.1111/ene.14690
IF: 4.516 – Q1

Malhotra S, Costa C, Eixarch H, Keller CW, Amman L, Martínez-Banaclocha H, Midaglia L, Sarró E, Machín-Díaz I, Villar LM, Triviño JC, Oliver-Martos B, Parladé LN, Calvo-Barreiro L, Matesanz F, Vandenbroeck K, Urcelay E, Martínez-Ginés ML, Tejeda-Velarde A, Fissolo N, Castilló J, Sanchez A, Robertson AAB, Clemente D, Prinz M, Pelegrin P, Lünemann JD, Espejo C, Montalban X, Comabella M.
NLRP3 inflammasome as prognostic factor and therapeutic target in primary progressive multiple sclerosis patients.
Brain. 2020 May 1;143(5):1414-1430.
DOI: 10.1093/brain/awaa084
IF: 11.337 – D1

Calvo-Barreiro L, Eixarch H, Ponce-Alonso M, Castillo M, Lebrón-Galán R, Mestre L, Guaza C, Clemente D, Del Campo R, Montalban X, Espejo C.
A Commercial Probiotic Induces Tolerogenic and Reduces Pathogenic Responses in Experimental Autoimmune Encephalomyelitis.
Cells. 2020 Apr 7;9(4):906.
DOI: 10.3390/cells9040906
IF: 4.366 – Q2

VIEW ALL PUBLICATIONS >

© FIR-HUVH Fundació Institut de Recerca Hospital Universitari Vall d'Hebron 2019 | Developed by: ondeuev

Neurosciences

Overview

The Neuroscience area is consolidating its position as one of the largest clusters of research labs working on neurological diseases across Europe. At present, the area comprises 14 groups with more than one hundred fully dedicated researchers in close contact with top clinicians in the hospital. These research groups pursue a better and multifaceted understanding of the etiopathogenic mechanisms underlying a large variety of mostly adult but also pediatric neurological disorders including stroke, multiple sclerosis, Alzheimer's disease, Parkinson's disease, primary headaches, epilepsy, neuromuscular disorders, and also neurosurgical and psychiatric pathologies. The area also integrates groups involved in neuroimaging, analysis and interpretation of high-throughput data, and gene therapy strategies to target inflammatory and neurodegenerative neurological conditions.

Publications

316	1898	6.01
TOTAL	IMPACT FACTOR	AVERAGE IMPACT FACTOR

Cell Signaling and Apoptosis

Group Leader: Joan X. Comella

team zoom download

Overview | Publications | Main research projects

3	15	5.02
TOTAL	IMPACT FACTOR	AVERAGE IMPACT FACTOR

SELECTED ARTICLES

Coccia E, Masanas M, López-Soriano J, Segura MF, Comella JX & Pérez-García MJ.
FAIM is regulated by miR-206, miR-1-3p and miR-133b.
Front Cell Dev Biol 2020 Dec 23;8:584606. eCollection 2020.
DOI: 10.3389/fcell.2020.584606
IF: 5.180 – QT1

Coccia E, Planells-Ferrer L, Badillos-Rodríguez R, Pascual M, Segura MF, Fernández-Hernández R, López-Soriano J, Garí E, Soriano E, Barneda-Zahonero B, Moubarak RS, Pérez-García MJ, Comella JX.
SIVA-1 regulates apoptosis and synaptic function by modulating XIAP interaction with the death receptor antagonist FAIM-L.
Cell Death Dis. 2020 Feb 3;11(2):82.
DOI: 10.1038/s41419-020-2282-x
IF: 5.910 – QT1

VIEW ALL PUBLICATIONS >

© FIR-HUVH Fundació Institut de Recerca Hospital Universitari Vall d'Hebron 2019 | Developed by: ondeuev

Vall d'Hebron Institut de Recerca | Vall d'Hebron

Infectious Diseases

Overview

The groups of this area aim to improve the outcomes of patients with infectious diseases. During 2020, we have developed basic, translational and clinical research in the field of the COVID-19 infection, including the virus characterization, the study of the mechanisms of pathogenesis, the diagnosis, the epidemiology, the prevention of the disease and the therapeutics and management options to improve the outcome of the infected people. Additionally, we have continued working on the development of strategies to diagnose, prevent and solve clinical problems related to other infectious diseases and in the characterization of the mechanisms of pathogenicity and antimicrobial resistance of different infectious disease agents. Likewise, we have advanced in the research in critical care and sepsis as well as in aspects related to children's infectious diseases and primary immunodeficiencies.

Publications

298	1734	5.82
TOTAL	IMPACT FACTOR	AVERAGE IMPACT FACTOR

SELECT RESEARCH GROUP

Research Areas

Oncology

Vascular Biology and Metabolism (VAM)

Neurosciences

< Infectious Diseases

Digestive and Liver Diseases / Nursing

Immunomediated Diseases and Innovative Therapies

Research in Surgery

Obstetrics, Pediatrics and Genetics

© FIR-HUVH Fundació Institut de Recerca Hospital Universitari Vall d'Hebron 2019 | Developed by: ondeuev

Infectious Diseases

Overview

The groups of this area aim to improve the outcomes of patients with infectious diseases. During 2020, we have developed basic, translational and clinical research in the field of the COVID-19 infection, including the virus characterization, the study of the mechanisms of pathogenesis, the diagnosis, the epidemiology, the prevention of the disease and the therapeutics and management options to improve the outcome of the infected people. Additionally, we have continued working on the development of strategies to diagnose, prevent and solve clinical problems related to other infectious diseases and in the characterization of the mechanisms of pathogenicity and antimicrobial resistance of different infectious disease agents. Likewise, we have advanced in the research in critical care and sepsis as well as in aspects related to children's infectious diseases and primary immunodeficiencies.

Publications

298	1734	5.82
TOTAL	IMPACT FACTOR	AVERAGE IMPACT FACTOR

CIBBIM-Nanomedicine. Pharmacokinetic Nanoparticles

Group Leader: Victor Franco Puntes

team zoom download

Overview | Publications | Main research projects | Patents

11	92	8.37
TOTAL	IMPACT FACTOR	AVERAGE IMPACT FACTOR

SELECTED ARTICLES

Fernández-Varo G, Perramón M, Carvajal S, Oró D, Casals E, Boix L, Oller L, Macías-Muñoz L, Marfà S, Casals G, Morales-Ruiz M, Casado P, Cutillas PR, Bruix J, Navasa M, Fuster J, Garcia-Valdecasas JC, Pavel MC, Puntes V, Jiménez W.
Bespoken Nanoceria: An Effective Treatment in Experimental Hepatocellular Carcinoma.
Hepatology. 2020 Oct;72(4):1267-1282.
doi: 10.1002/hep.31139
IF: 17.425

Casals E, Zeng M, Parra-Robert M, Fernández-Varo G, Morales-Ruiz M, Jiménez W, Puntes V, Casals G.
Cerium Oxide Nanoparticles: Advances in Biodistribution, Toxicity, and Preclinical Exploration.
Small. 2020 May;16(20):e1907322.
doi: 10.1002/smll.201907322. Epub 2020 Apr 24.
IF: 13.281

Vitali M , Casals E , Canals F , Colomé N , Puntes V .
Simple spectroscopic determination of the hard protein corona composition in AuNPs: albumin at 75.
Nanoscale. 2020 Aug 7;12(29):15832-15844.
doi: 10.1039/d0nr02379e. Epub 2020 Jul 21.
IF: 7.790

Elje E, Mariussen E, Moriones OH, Bastús NG, Puntes V, Kohl Y, Dusinska M, Rundén-Pran E.
Hepato(Geno)Toxicity Assessment of Nanoparticles in a HepG2 Liver Spheroid Model.
Nanomaterials (Basel). 2020 Mar 18;10(3):545.
doi: 10.3390/nano10030545
IF: 5.076

Schuller P, Rothbauer M, Kratz SRA, Höll G, Taus P, Schinnerl M, Genser J, Bastus N, Moriones OH, Puntes V, Huppertz B, Siwetz M, Wanzenböck H, Ertl P.
A lab-on-a-chip system with an embedded porous membrane-based impedance biosensor array for nanoparticle risk assessment on placental Bewo trophoblast cells
Sensors and Actuators B: Chemical. 2020 Jun; 312:127946.
doi: 10.1016/j.snb.2020.127946
IF: 7.46

VIEW ALL PUBLICATIONS >

© FIR-HUVH Fundació Institut de Recerca Hospital Universitari Vall d'Hebron 2019 | Developed by: ondeuev

Infectious Diseases

Overview

The groups of this area aim to improve the outcomes of patients with infectious diseases. During 2020, we have developed basic, translational and clinical research in the field of the COVID-19 infection, including the virus characterization, the study of the mechanisms of pathogenesis, the diagnosis, the epidemiology, the prevention of the disease and the therapeutics and management options to improve the outcome of the infected people. Additionally, we have continued working on the development of strategies to diagnose, prevent and solve clinical problems related to other infectious diseases and in the characterization of the mechanisms of pathogenicity and antimicrobial resistance of different infectious disease agents. Likewise, we have advanced in the research in critical care and sepsis as well as in aspects related to children's infectious diseases and primary immunodeficiencies.

Publications

298
TOTAL

1734
IMPACT FACTOR

5.82
AVERAGE IMPACT FACTOR

Epidemiology and Public Health

Group Leader: Magda Campins Martí

team zoom download

Overview | Publications | Main research projects

20
TOTAL

77
IMPACT FACTOR

3.85
AVERAGE IMPACT FACTOR

SELECTED ARTICLES

Borras-Bermejo B, Martínez-Gómez X, San Miguel MG, Esperalba J, Antón A, Martin E, Selvi M, Abadías MJ, Román A, Pumarola T, Campins M, Almirante B.
Asymptomatic SARS-CoV-2 infection in nursing homes, Barcelona, Spain, April 2020.
Emerg Infect Dis. 2020 Jun;26(9).
DOI: 10.3201/eid2609.202603
IF: 6.2

Vink P, Ramon Torrell JM, Sanchez Fructuoso A, Kim SJ, Kim SI, Zaltzman J, Ortiz F, Campistol Plana JM, Fernandez Rodriguez AM, Rebollo Rodrigo H, Campins Marti M, Perez R, González Roncero FM, Kumar D, Chiang YJ, Doucette K, Pipeleers L, Agüera Morales ML, Rodriguez-Ferrero ML, Secchi A, McNeil SA, Campora L, Di Paolo E, El Idrissi M, López-Fauqued M, Salaun B, Heineman TC, Oostvogels L; Z-041 Study Group.
Immunogenicity and Safety of the Adjuvanted Recombinant Zoster Vaccine in Chronically Immunosuppressed Adults Following Renal Transplant: a Phase III, Randomized Clinical Trial.
Clin Infect Dis. 2020 Jan 2;70(2):181-190.
DOI: 10.1093/cid/ciz177
IF: 8.3

Dos Santos G, Nguyen BY, Damaso S, Godderis L, Martínez-Gómez X, Eckermann T, Loos H, Salamanca de la Cueva I, Shende V, Schmidt AC, Yeakey A.
Brand-Specific Enhanced Safety Surveillance of GSK's Quadrivalent Seasonal Influenza Vaccine in Belgium, Germany and Spain for the 2018/2019 Season.
Drug Saf. 2020 Mar;43(3):265-279.
DOI: 10.1007/s40264-019-00893-4
IF: 3.4

Abu-Raya B, Maertens K, Edwards KM, Omer SB, Englund JA, Flanagan KL, Snape MD, Amirthalingam G, Leuridan E, Damme PV, Papaevangelou V, Launay O, Dagan R, Campins M, Cavaliere AF, Frusca T, Guidi S, O'Ryan M, Heininger U, Tan T, Alsuwaidi AR, Safadi MA, Vilca LM, Wanlapakorn N, Madhi SA, Giles ML, Prymula R, Ladhani S, Martinón-Torres F, Tan L, Michelin L, Scambia G, Principi N, Esposito S.
Global Perspectives on Immunization During Pregnancy and Priorities for Future Research and Development: An International Consensus Statement.
Front Immunol. 2020 Jun 24;11:1282. eCollection 2020.
DOI: 10.3389/fimmu.2020.01282
IF: 5.09

Tintore M, Arrambide G, Otero-Romero S, Carbonell-Mirabent P, Río J, Tur C, Comabella M, Nos C, Arévalo MJ, Anglada E, Menendez R, Midaglia L, Galán I, Vidal-Jordana A, Castilló J, Mulero P, Zabalza A, Rodríguez-Acevedo B, Rodriguez M, Espejo C, Sequeira J, Mitjana R, de Barros A, Pareto D, Auger C, Pérez-Hoyos S, Sastre-Garriga J, Rovira A, Montalban X.
The long-term outcomes of CIS patients in the Barcelona inception cohort: Looking back to recognize aggressive MS.
Mult Scler. 2020 Nov;26(13):1658-1669. Epub 2019 Oct 15.
DOI: 10.1177/1352458519877810
IF: 5.65

VIEW ALL PUBLICATIONS >

© FIR-HUVH Fundació Institut de Recerca Hospital Universitari Vall d'Hebron 2019 | Developed by: ondeuev

Vall d'Hebron Institut de Recerca | Vall d'Hebron

Infectious Diseases

Overview

The groups of this area aim to improve the outcomes of patients with infectious diseases. During 2020, we have developed basic, translational and clinical research in the field of the COVID-19 infection, including the virus characterization, the study of the mechanisms of pathogenesis, the diagnosis, the epidemiology, the prevention of the disease and the therapeutics and management options to improve the outcome of the infected people. Additionally, we have continued working on the development of strategies to diagnose, prevent and solve clinical problems related to other infectious diseases and in the characterization of the mechanisms of pathogenicity and antimicrobial resistance of different infectious disease agents. Likewise, we have advanced in the research in critical care and sepsis as well as in aspects related to children's infectious diseases and primary immunodeficiencies.

Publications

298 TOTAL

1734 IMPACT FACTOR

5.82 AVERAGE IMPACT FACTOR

Shock, Organ Dysfunction and Resuscitation (SODIR)

Group Leader: Ricard Ferrer Roca

team zoom download

Overview | Publications | Main research projects

47 TOTAL

512 IMPACT FACTOR

10.90 AVERAGE IMPACT FACTOR

SELECTED ARTICLES

Hernández Martínez G, Rodriguez ML, Vaquero MC, Ortiz R, Masclans JR, Roca O, Colinas L, de Pablo R, Espinosa MD, Garcia-de-Acilu M, Climent C, Cuena-Boy R.
High-Flow Oxygen with Capping or Suctioning for Tracheostomy Decannulation.
N Engl J Med. 2020 Sep 10;383(11):1009-1017.
DOI: 10.1056/NEJMoa2010834
IF: 74.699

Ellinghaus D, Degenhardt F, Bujanda L, Buti M, Albillos A, Invernizzi P, Fernandez J, Prati D, Baselli G, Asselta R, Grimsrud MM, Milani C, Aziz F, Kassens J, May S, Wendorff M, Wienbrandt L, Uellendahl-Werth F, Zheng T, Yi X, de Pablo R, Chercoles AG, Palom A, Garcia-Fernandez AE, Rodriguez-Frias F, Zanella A, Bandera A, Protti A, Aghemo A, Lleo A, Biondi A, Caballero-Garralda A, Gori A, Tanck A, Carreras Nolla A, Latiano A, Fracanzani AL, Peschuck A, Julia A, Pesenti A, Voza A, Jimenez D, Mateos B, Nafria Jimenez B, Quereda C, Paccapelo C, Gassner C, Angelini C, Cea C, Solier A, Pestana D, Muniz-Diaz E, Sandoval E, Paraboschi EM, Navas E, Garcia Sanchez F, Ceriotti F, Martinelli-Boneschi , Peyvandi F, Blasi F, Tellez L, Blanco-Grau A, Hemmrich-Stanisak G, Grasselli G, Costantino G, Cardamone G, Foti G, Aneli S, Kurihara H, ElAbd H, My I, Galvan-Femenia I, Martin J, Erdmann J, Ferrusquia-Acosta J, Garcia-Etxebarria K, Izquierdo-Sanchez L, Bettini LR, Sumoy L, Terranova L, Moreira L, Santoro L, Scudeller L, Mesonero F, Roade L, Ruhlemann MC, Schaefer M, Carrabba M, Riveiro-Barciela M, Figuera Basso ME, Valsecchi MG, Hernandez-Tejero M, Acosta-Herrera M, D'Angio M, Baldini M, Cazzaniga M, Schulzky M, Cecconi M, Wittig M, Ciccarelli M, Rodriguez-Gandia M, Bocciolone M, Miozzo M, Montano N, Braun N, Sacchi N, Martinez N, Ozer O, Palmieri O, Faverio P, Preatoni P, Bonfanti P, Omodei P, Tentorio P, Castro P, Rodrigues PM, Blandino Ortiz A, de Cid R, Ferrer R, Gualtierotti R, Nieto R, Goerg S, Badalamenti S, Marsal S, Matullo G, Pelusi S, Juzenas S, Aliberti S, Monzani V, Moreno V, Wesse T, Lenz TL, Pumarola T, Rimoldi V, Bosari S, Albrecht W, Peter W, Romero-Gomez M, D'Amato M, Duga S, Banales JM, Hov JR, Folseraas T, Valenti L, Franke A, Karlsen TH.
Genomewide Association Study of Severe Covid-19 with Respiratory Failure.
N Engl J Med. 2020 Oct 15;383(16):1522-1534.
DOI: 10.1056/NEJMoa2020283
IF: 74.699

Riera J, Argudo E, Ruiz-Rodríguez JC, Rodríguez-Lecoq R, Ferrer R.
Full neurological recovery 6 h after cardiac arrest due to accidental hypothermia.
Lancet. 2020 May 16;395(10236):e89.
DOI: 10.1016/S0140-6736(20)30751-0
IF: 60.392

Bassetti M, Echols R, Matsunaga Y, Ariyasu M, Doi Y, Ferrer R, Lodise TP, Naas T, Niki Y, Paterson DL, Portsmouth S, Torre-Cisneros J, Toyoizumi K, Wunderink RG, Nagata TD.
Efficacy and safety of cefiderocol or best available therapy for the treatment of serious infections caused by carbapenem-resistant Gram-negative bacteria (CREDIBLE-CR): a randomised, open-label, multicentre, pathogen-focused, descriptive, phase 3 trial.
Lancet Infect Dis. 2020 Oct 12.
DOI: 10.1016/S1473-3099(20)30796-9
IF: 24.446

Rochwerg B, Einav S, Chaudhuri D, Mancebo J, Mauri T, Helviz Y, Goligher EC, Jaber S, Ricard JD, Rittayamai N, Roca O, Antonelli M, Maggiore SM, Demoule A, Hodgson CL, Mercat A, Wilcox ME, Granton D, Wang D, Azoulay E, Ouanes-Besbes L, Cinnella G, Rauseo M, Carvalho C, Dessap-Mekontso A, Fraser J, Frat JP, Gomersall C, Grasselli G, Hernandez G, Jog S, Pesenti A, Riviello ED, Slutsky AS, Stapleton RD, Talmor D, Thille AW, Brochard L, Burns KEA.
The role for high flow nasal cannula as a respiratory support strategy in adults: a clinical practice guideline.
Intensive Care Med. 2020 Dec;46(12):2226-2237. Epub 2020 Nov 17.
DOI: 10.1007/s00134-020-06312-y
IF: 17.679

VIEW ALL PUBLICATIONS >

Research Areas

Oncology
Vascular Biology and Metabolism (VAM)
Neurosciences
< Infectious Diseases
Digestive and Liver Diseases / Nursing
Immunomediated Diseases and Innovative Therapies
Research in Surgery
Obstetrics, Pediatrics and Genetics

© FIR-HUVH Fundació Institut de Recerca Hospital Universitari Vall d'Hebron 2019 | Developed by: ondeuev

Infectious Diseases

Overview

The groups of this area aim to improve the outcomes of patients with infectious diseases. During 2020, we have developed basic, translational and clinical research in the field of the COVID-19 infection, including the virus characterization, the study of the mechanisms of pathogenesis, the diagnosis, the epidemiology, the prevention of the disease and the therapeutics and management options to improve the outcome of the infected people. Additionally, we have continued working on the development of strategies to diagnose, prevent and solve clinical problems related to other infectious diseases and in the characterization of the mechanisms of pathogenicity and antimicrobial resistance of different infectious disease agents. Likewise, we have advanced in the research in critical care and sepsis as well as in aspects related to children's infectious diseases and primary immunodeficiencies.

Publications

298
TOTAL

1734
IMPACT FACTOR

5.82
AVERAGE IMPACT FACTOR

Microbiology

Group Leader: Tomàs Pumarola Suñé

team | zoom | download

Overview | Publications | Main research projects

82
TOTAL

385
IMPACT FACTOR

4.69
AVERAGE IMPACT FACTOR

SELECTED ARTICLES

Pasic L, Goterris L, Guerrero-Murillo M, Irinyi L, Kan A, Ponce CA, Vargas SL, Martin-Gomez MT, Meyer W.
Consensus Multilocus Sequence Typing Scheme for Pneumocystis jirovecii.
Journal of Fungi. 2020; 6(4), 259.
DOI: 10.3390/jof6040259
IF: 4.62

Sulleiro E, Silgado A, Serre-Delcor N, Salvador F, Tavares de Oliveira M, Moure Z, Sao-Aviles A, Oliveira I, Treviño B, Goterris L, Sánchez-Montalvá A, Pou D, Molina I, Pumarola T.
Usefulness of real-time PCR during follow-up of patients treated with Benznidazole for chronic Chagas disease: Experience in two referral centers in Barcelona.
PLoS Negl Trop Dis. 2020 Feb 18;14(2):e0008067.
DOI: 10.1371/journal.pntd.0008067
IF: 3.88

Andrés C, Garcia-Cehic D, Gregori J, Piñana M, Rodriguez-Frias F, Guerrero-Murillo M, Esperalba J, Rando A, Goterris L, Codina MG, Quer S, Martín MC, Campins M, Ferrer R, Almirante B, Esteban JI, Pumarola T, Antón A, Quer J.
Naturally occurring SARS-CoV-2 gene deletions close to the spike S1/S2 cleavage site in the viral quasispecies of COVID19 patients.
Emerg Microbes Infect. 2020 Dec;9(1):1900-1911.
DOI: 10.1080/22221751.2020.1806735
IF: 5.776

Martin-Souto L, Buldain I, Areitio M, Aparicio-Fernandez L, Antoran A, Bouchara JP, Martin-Gomez MT, Rementeria A, Hernando FL, Ramirez-Garcia A.
ELISA test for the serological detection of Scedosporium/Lomentospora in Cystic Fibrosis patients.
Front Cell Infect Microbiol. 2020 Nov 26;10:602089.
DOI: 10.3389/fcimb.2020.602089
IF: 4.12

Silgado A, Moure Z, de Oliveira MT, Serre-Delcor N, Salvador F, Oliveira I, Molina I, Pumarola T, Ramírez JC, Sulleiro E.
Comparison of DNA extraction methods and real-time PCR assays for the molecular diagnostics of chronic Chagas disease.
Future Microbiol. 2020 Aug;15:1139-1145.
DOI: 10.2217/fmb-2020-0023
IF: 2.90

VIEW ALL PUBLICATIONS >

© FIR-HUVH Fundació Institut de Recerca Hospital Universitari Vall d'Hebron 2019 | Developed by: ondeuev

Infectious Diseases

Overview

The groups of this area aim to improve the outcomes of patients with infectious diseases. During 2020, we have developed basic, translational and clinical research in the field of the COVID-19 infection, including the virus characterization, the study of the mechanisms of pathogenesis, the diagnosis, the epidemiology, the prevention of the disease and the therapeutics and management options to improve the outcome of the infected people. Additionally, we have continued working on the development of strategies to diagnose, prevent and solve clinical problems related to other infectious diseases and in the characterization of the mechanisms of pathogenicity and antimicrobial resistance of different infectious disease agents. Likewise, we have advanced in the research in critical care and sepsis as well as in aspects related to children's infectious diseases and primary immunodeficiencies.

Publications

298 TOTAL | 1734 IMPACT FACTOR | 5.82 AVERAGE IMPACT FACTOR

Infectious Diseases

Group Leader: Benito Almirante Gragera

team zoom download

108 TOTAL | **438** IMPACT FACTOR | **4.06** AVERAGE IMPACT FACTOR

SELECTED ARTICLES

Abdel-Mohsen M, Richman D, Siliciano RF, Nussenzweig MC, Howell BJ, Martinez-Picado J, Chomont N, Bar KJ, Yu XG, Lichterfeld M, Alcami J, Hazuda D, Bushman F, Siliciano JD, Betts MR, Spivak AM, Planelles V, Hahn BH, Smith DM, Ho YC, Buzon MJ, Gaebler C, Paiardini M, Li Q, Estes JD, Hope TJ, Kostman J, Mounzer K, Caskey M, Fox L, Frank I, Riley JL, Tebas P, Montaner LJ
BEAT-HIV Delaney Collaboratory to Cure HIV-1 infection. Recommendations for measuring HIV reservoir size in cure-directed clinical trials.
Nat Med. 2020 Sep;26(9):1339-1350.
DOI: 10.1038/s41591-020-1022-1
IF: 36.23

Salvador F, Treviño B, Chamorro-Tojeiro S, Pou D, Herrero-Martínez JM, Rodríguez-Guardado A, Oliveira-Souto I, Torús D, Goikoetxea J, Zubero Z, Velasco M, Bosch-Nicolau P, Aznar ML, López-Vélez R, Pérez-Molina JA; on behalf the +REDIVI Collaborative Network.
Epidemiological and clinical profile of immunosuppressed patients with imported strongyloidiasis: a substudy from a larger cohort of the +REDIVI Spanish Collaborative Network.
Pathog Glob Health. 2021; 115: 121-124.
DOI: 10.1080/20477724.2020.1857491
IF: 2.420

Ruiz-Vega G, Arias-Alpizar K, De la Serna E, Borgheti-Cardoso LN, Sulleiro E, Molina I, Fernández-Busquets X, Sánchez-Montalvá A, Del Campo FJ, Baldrich E.
Electrochemical POC device for fast malaria quantitative diagnosis in whole blood by using magnetic beads, Poly-HRP and microfluidic paper electrodes.
Biosens Bioelectron. 2020; 150: 111925.
DOI: 10.1016/j.bios.2019.111925
IF: 10.257

Navarro J, Gonzalez-Cordón A, Casado JL, Bernardino JI, Domingo P, Portilla J, Llibre JM, Colomer J, Rial-Crestelo D, Vizcarra P, Curran A, Martínez E, Ribera E.
Effectiveness of boosted darunavir plus rilpivirine in patients with long-lasting HIV-1 infection: DARIL study.
J Antimicrob Chemother. 2020 Jul 1;75(7):1955-1960.
DOI: 10.1093/jac/dkaa072
IF: 5.44

Borras-Bermejo B, Martínez-Gómez X, Gutierrez-San Miguel M, Esperalba J, Antón A, Martin E, Selvi M, Abadías MJ, Román A, Pumarola T, Campins M, Almirante B.
Asymptomatic SARS-CoV-2 Infection in Nursing Homes, Barcelona, Spain, April 2020.
Emerg Infect Dis. 2020 Sep;26(9):2281–3.
DOI: 10.3201/eid2609.202603
IF: 6.26

VIEW ALL PUBLICATIONS >

© FIR-HUVH Fundació Institut de Recerca Hospital Universitari Vall d'Hebron 2019 | Developed by: ondeuev

Infectious Diseases

Overview

The groups of this area aim to improve the outcomes of patients with infectious diseases. During 2020, we have developed basic, translational and clinical research in the field of the COVID-19 infection, including the virus characterization, the study of the mechanisms of pathogenesis, the diagnosis, the epidemiology, the prevention of the disease and the therapeutics and management options to improve the outcome of the infected people. Additionally, we have continued working on the development of strategies to diagnose, prevent and solve clinical problems related to other infectious diseases and in the characterization of the mechanisms of pathogenicity and antimicrobial resistance of different infectious disease agents. Likewise, we have advanced in the research in critical care and sepsis as well as in aspects related to children's infectious diseases and primary immunodeficiencies.

Publications

298
TOTAL

1734
IMPACT FACTOR

5.82
AVERAGE IMPACT FACTOR

Infection in Immunocompromised Pediatric Patients

Group Leader: Pere Soler Palacín

team zoom download

Overview | Publications | Main research projects | Patents

42
TOTAL

258
IMPACT FACTOR

6.15
AVERAGE IMPACT FACTOR

SELECTED ARTICLES

Zhang Q, Bastard P, Liu Z, Le Pen J, Moncada-Velez M, Chen J et al.
Inborn errors of type I IFN immunity in patients with life-threatening COVID-19.
Science 2020 Oct 23;370 (6515):eabd4570.
DOI: 10.1126/science.abd4570
IF: 41.846

Frémond ML, Hadchouel A, Berteloot L, Melki I, Bresson V, Barnabei L, Jeremiah Bastard P, Rosen LB, Zhang Q, Michaidilis E, Hoffmann H, Zhang Y et al.
Autoantibodies against type I IFNs in patients with life-threatening COVID-19.
Science 2020 Oct 23; 370 (6515): eabd4585.
DOI: 10.1126/science.abd4585
IF: 41.846

Diaz N, Juarez M, Cancrini C, Heeg M, Soler-Palacín P, Payne A, Geoffrey J, Helmer E, Cain D, Mann J, Yuill D, Conti F, Di Cesare S, Ehl S, Garcia-Prat M, Maccari ME, Martin-Nalda A, Martinez-Gallo M, Moshous D, Santilli V, Semeraro M, Simonetti A, Suarez F, Cavazzana M, Kracker S.
Seletalisib for Activated PI3Kd Syndromes: Open-Label Phase 1b and Extension Studies.
J Immunol. 2020 Oct 28;ji2000326.
DOI: 10.4049/jimmunol.2000326
IF: 4.886

Mendoza-Palomar N, Sulleiro E, Perez-Garcia I, Espiau M, Soriano-Arandes A, Martín-Nalda A, Espasa M, Zarzuela F, Soler-Palacin P.
Schistosomiasis in children: review of 51 imported cases in Spain.
J Travel Med. 2020 Feb 3;27(1).
DOI: 10.1093/jtm/taz099
IF: 7.089 – D1

Mendoza-Palomar N, Soques E, Benitez-Carabante MI, Gonzalez-Amores M, Fernandez-Polo A, Renedo B, Martin MT, Soler-Palacin P, Diaz-de-Heredia C.
Low-dose liposomal amphotericin B for antifungal prophylaxis in paediatric allogeneic haematopoietic stem cell transplantation.
J Antimicrob Chemother. 2020 Aug 1;75(8):2264-2271.
DOI: 10.1093/jac/dkaa149
IF: 5.439 – D1

VIEW ALL PUBLICATIONS >

© FIR-HUVH Fundació Institut de Recerca Hospital Universitari Vall d'Hebron 2019 | Developed by: ondeuev

Infectious Diseases

Overview

The groups of this area aim to improve the outcomes of patients with infectious diseases. During 2020, we have developed basic, translational and clinical research in the field of the COVID-19 infection, including the virus characterization, the study of the mechanisms of pathogenesis, the diagnosis, the epidemiology, the prevention of the disease and the therapeutics and management options to improve the outcome of the infected people. Additionally, we have continued working on the development of strategies to diagnose, prevent and solve clinical problems related to other infectious diseases and in the characterization of the mechanisms of pathogenicity and antimicrobial resistance of different infectious disease agents. Likewise, we have advanced in the research in critical care and sepsis as well as in aspects related to children's infectious diseases and primary immunodeficiencies.

Publications

298	1734	5.82
TOTAL	IMPACT FACTOR	AVERAGE IMPACT FACTOR

Clinical Research and Innovation in Pneumonia and Sepsis (CRIPS)

Group Leader: Jordi Rello Condomines

team zoom download

Overview | Publications | Main research projects

57	307	5.38
TOTAL	IMPACT FACTOR	AVERAGE IMPACT FACTOR

SELECTED ARTICLES

Azoulay E, Russell L, Van de Louw A, Metaxa V, Bauer P, Povoa P, Garnacho Montero J, Martin-Loeches I, Mehta S, Puxty K, Schellongowski P, Rello J, Mokart D, Lemiale V, Mirouse A, Nine-i Investigators.
Diagnosis of severe respiratory infections in immunocompromised patients
Intensive Care Med. 2020 Feb;46(2):298-314.
DOI: 10.1007/s00134-019-05906-5
IF: 17.679

Rouby JJ, Sole-Lleonart C, Rello J.
Ventilator-associated pneumonia caused by multidrug-resistant Gram-negative bacteria: understanding nebulization of aminoglycosides and colistin
Intensive Care Med. 2020 Apr;46(4):766-770.
DOI: 10.1007/s00134-019-05890-w
IF: 17.679

Tabah A, Bassetti M, Kollef MH, Zahar JR, Paiva JA, Timsit JF, Roberts JA, Schouten J, Giamarellou H, Rello J, De Waele J, Shorr AF, Leone M, Poulakou G, Depuydt P, Garnacho-Montero J.
Antimicrobial de-escalation in critically ill patients: a position statement from a task force of the European Society of Intensive Care Medicine (ESICM) and European Society of Clinical Microbiology and Infectious Diseases (ESCMID) Critically Ill Patients Study Group (ESGCIP)
Intensive Care Med. 2020 Feb;46(2):245-265.
DOI: 10.1007/s00134-019-05866-w
IF: 17.679

Waterer GW, Rello J, Wunderink RG.
COVID-19: First Do No Harm
Am J Respir Crit Care Med. 2020 Jun 1;201(11):1324-1325.
DOI: 10.1164/rccm.202004-1153ED
IF: 17.452

Rello J, Storti E, Belliato M, Serrano R.
Clinical phenotypes of SARS-CoV-2: implications for clinicians and researchers
Eur Respir J. 2020 May 21;55(5):2001028.
DOI: 10.1183/13993003.01028-2020
IF: 12.339

VIEW ALL PUBLICATIONS >

© FIR-HUVH Fundació Institut de Recerca Hospital Universitari Vall d'Hebron 2019 | Developed by: ondeuev

Infectious Diseases

Overview

The groups of this area aim to improve the outcomes of patients with infectious diseases. During 2020, we have developed basic, translational and clinical research in the field of the COVID-19 infection, including the virus characterization, the study of the mechanisms of pathogenesis, the diagnosis, the epidemiology, the prevention of the disease and the therapeutics and management options to improve the outcome of the infected people. Additionally, we have continued working on the development of strategies to diagnose, prevent and solve clinical problems related to other infectious diseases and in the characterization of the mechanisms of pathogenicity and antimicrobial resistance of different infectious disease agents. Likewise, we have advanced in the research in critical care and sepsis as well as in aspects related to children's infectious diseases and primary immunodeficiencies.

Publications

298
TOTAL

1734
IMPACT FACTOR

5.82
AVERAGE IMPACT FACTOR

CIBBIM-Nanomedicine Diagnostic Nanotools (DINA)

Group Leader: Eva Baldrich Rubio

team zoom download

Overview | Publications | Main research projects | Patents

2
TOTAL

21
IMPACT FACTOR

10.26
AVERAGE IMPACT FACTOR

SELECTED ARTICLES

Alonso O, Franch N, Canals J, Arias-Alpizar K, de la Serna E, Baldrich E, Dieguez A.
An internet of things-based intensity and time-resolved fluorescence reader for point-of-care testing.
Biosens Bioelectron. 2020 Apr 15;154:112074. Epub 2020 Feb 7.
DOI: 10.1016/j.bios.2020.112074
IF: 10.257

Ruiz-Vega G, Arias-Alpizar K, de la Serna E, Borgheti-Cardoso LN, Sulleiro E, Molina I, Fernandez-Busquets X, Sanchez-Montalva A, Del Campo FJ, Baldrich E.
Electrochemical POC device for fast malaria quantitative diagnosis in whole blood by using magnetic beads, poly-HRP and microfluidic paper electrodes.
Biosens Bioelectron. 2020 Feb 15;150:111925. Epub 2019 Nov 26.
DOI: 10.1016/j.bios.2019.111925
IF: 10.257

VIEW ALL PUBLICATIONS >

© FIR-HUVH Fundació Institut de Recerca Hospital Universitari Vall d'Hebron 2019 | Developed by: ondeuev

Vall d'Hebron Institut de Recerca | Vall d'Hebron

Digestive and Liver Diseases / Nursing

Overview

The Digestive & Liver Diseases / Nursing research area is composed by three groups, whose main goal is to develop basic and traslational studies on the most frequent and impacting digestive and liver disorders afflicting the general population. In particular, the group of Physiology and Pathophysiology of the Digestive Tract integrates investigations on the function of the gastrointestinal tract including secretion, motility and absorption with cellular, molecular, immune and genetic aspects and their interactions with the microbiota and the brain-gut axis. The Liver Diseases Group deals clinical and basic research in viral hepatitis, liver cirrhosis, liver cancer and also non-alcoholic fatty liver disease and their complications. Finally, our area includes the Multidisciplinar Nursing research group which aims to generate knowledge in the specific area of activity of nurses and collaborate with other health professionals to improve care given to patients.

Publications

129	952	7.38
TOTAL	IMPACT FACTOR	AVERAGE IMPACT FACTOR

SELECT RESEARCH GROUP

© FIR-HUVH Fundació Institut de Recerca Hospital Universitari Vall d'Hebron 2019 | Developed by: ondeuev

Digestive and Liver Diseases / Nursing

Overview

The Digestive & Liver Diseases / Nursing research area is composed by three groups, whose main goal is to develop basic and traslational studies on the most frequent and impacting digestive and liver disorders afflicting the general population. In particular, the group of Physiology and Pathophysiology of the Digestive Tract integrates investigations on the function of the gastrointestinal tract including secretion, motility and absorption with cellular, molecular, immune and genetic aspects and their interactions with the microbiota and the brain-gut axis. The Liver Diseases Group deals clinical and basic research in viral hepatitis, liver cirrhosis, liver cancer and also non-alcoholic fatty liver disease and their complications. Finally, our area includes the Multidisciplinar Nursing research group which aims to generate knowledge in the specific area of activity of nurses and collaborate with other health professionals to improve care given to patients.

Publications

129 TOTAL | **952** IMPACT FACTOR | **7.38** AVERAGE IMPACT FACTOR

Multidisciplinary Nursing Research Group

Group Leader: Esperanza Zuriguel Pérez

team zoom download

Overview | Publications | Main research projects | Patents

9 TOTAL | **20** IMPACT FACTOR | **2.23** AVERAGE IMPACT FACTOR

SELECTED ARTICLES

Gomez-Ibanez R, Watson C, Leyva-Moral JM, Aguayo-Gonzalez M, Granel N.
Final-year nursing students called to work: Experiences of a rushed labour insertion during the COVID-19 pandemic.
Nurse Educ Pract. 2020; 10;49:102920.
DOI: 10.1016/j.nepr.2020.102920
IF: 1.614

Hortal-Mas R, Moreno-Poyato AR, Granel-Gimenez N, Roviralta-Vilella M, Watson-Badia C, Gomez-Ibanez R, Aguayo-Gonzalez MP, Gimenez-Diez D, Bernabeu-Tamayo MD, Leyva-Moral JM.
Sexuality in People Living with a Serious Mental Illness: A Meta-synthesis of Qualitative Evidence.
J Psychiatr Ment Health Nurs. 2020 Oct 12.
DOI: 10.1111/jpm.12700
IF: 1.947

Falco-Pegueroles A, Rodriguez-Martin D, Ramos-Pozon S, Zuriguel-Perez E.
Critical thinking in nursing clinical practice, education and research: From attitudes to virtue.
Nurs Philos. 2020 Oct 7:e12332.
DOI: 10.1111/nup.12332.
IF: 0.891

Robles-Sanchez, M.-A., Cruz-Díaz, V., Amil-Bujan, P., Sastre-Garriga, J., Ramió-Torrentà, L., & Bertran-Noguer, C.
An Expert Patient Program as a Tool to Empower People With Multiple Sclerosis.
J Neurosci Nurs 2020; 52(4), 166–171.
DOI: 10.1097/JNN.0000000000000514
IF 1.109

Juvé-Udina, M., González-Samartino, M., López-Jiménez, M.M., Planas-Canals, M., Rodríguez-Fernández, H., Batuecas Duelt, I.J., Tapia-Pérez, M., Pons Prats, M., Jiménez-Martínez, E., Barberà Llorca, M.À., Asensio-Flores, S., Berbis-Morelló, C., Zuriguel-Pérez, E., Delgado-Hito, P., Rey Luque, Ó., Zabalegui, A., Fabrellas, N., Adamuz, J.
Acuity, nurse staffing and workforce, missed care and patient outcomes: A cluster-unit-level descriptive comparison.
J Nur Manag 28, 2020 2216–2229.
DOI: 10.1111/jonm.13040
IF: 2.243

VIEW ALL PUBLICATIONS >

© FIR-HUVH Fundació Institut de Recerca Hospital Universitari Vall d'Hebron 2019 | Developed by: ondeuev

Digestive and Liver Diseases / Nursing

Overview

The Digestive & Liver Diseases / Nursing research area is composed by three groups, whose main goal is to develop basic and traslational studies on the most frequent and impacting digestive and liver disorders afflicting the general population. In particular, the group of Physiology and Pathophysiology of the Digestive Tract integrates investigations on the function of the gastrointestinal tract including secretion, motility and absorption with cellular, molecular, immune and genetic aspects and their interactions with the microbiota and the brain-gut axis. The Liver Diseases Group deals clinical and basic research in viral hepatitis, liver cirrhosis, liver cancer and also non-alcoholic fatty liver disease and their complications. Finally, our area includes the Multidisciplinar Nursing research group which aims to generate knowledge in the specific area of activity of nurses and collaborate with other health professionals to improve care given to patients.

Publications

129
TOTAL

952
IMPACT FACTOR

7.38
AVERAGE IMPACT FACTOR

Physiology and Pathophysiology of the Digestive Tract

Group Leader: Fernando Azpiroz Vidaur

team zoom download

Overview | Publications | Main research projects | Patents

37
TOTAL

169
IMPACT FACTOR

4.57
AVERAGE IMPACT FACTOR

SELECTED ARTICLES

Le Nevé B, de la Torre AM, Tap J, Derrien M, Cotillard A, Barba E, Mego M, Nieto Ruiz A, Hernandez-Palet L, Dornic Q, Faurie JM, Butler J, Merino X, Lobo B, Batet FP, Accarino A, Pozuelo M, Manichanh C, Azpiroz F.
A Fermented Milk Product with B. Lactis CNCM I-2494 and Lactic Acid Bacteria Improves Gastrointestinal Comfort in Response to a Challenge Diet Rich in Fermentable Residues in Healthy Subjects.
Nutrients 12(2): 320, 2020.
doi: 10.3390/nu12020320.
IF: 5.717

Lleal M, Sarrabayrouse G, Willamil J, Santiago A, Pozuelo M, Manichanh C.
A single faecal microbiota transplantation modulates the microbiome and improves clinical manifestations in a rat model of colitis.
EBioMedicine. 2019 Oct;48:630-641.
doi: 10.1016/j.ebiom.2019.10.002.
IF: 8.143

Guilarte M, Vicario M, Martínez C, de Torres I, Lobo B, Pigrau M, González-Castro A, Rodiño-Janeiro BK, Salvo-Romero E, Fortea M, Pardo-Camacho C, Antolín M, Saperas E, Azpiroz F, Santos J, Alonso-Cotoner C.
Peripheral Corticotropin-Releasing Factor Triggers Jejunal Mast Cell Activation and Abdominal Pain in Patients With Diarrhea-Predominant Irritable Bowel Syndrome.
Am J Gastroenterol. 2020 Dec;115(12):2047-2059.
doi: 10.14309/ajg.0000000000000789.
IF: 10.864

Salvo-Romero E, Martínez C, Lobo B, Rodiño-Janeiro BK, Pigrau M, Sánchez-Chardi AD, González-Castro AM, Fortea M, Pardo-Camacho C, Nieto A, Expósito E, Guagnozzi D, Rodríguez-Urrutia A, de Torres I, Farré R, Azpiroz F, Alonso-Cotoner C, Santos J, Vicario M.
Overexpression of corticotropin-releasing factor in intestinal mucosal eosinophils is associated with clinical severity in Diarrhea-Predominant Irritable Bowel Syndrome.
Sci Rep. 2020 Nov 26;10(1):20706.
doi: 10.1038/s41598-020-77176-x.
IF: 4.379

Malagelada C, Bendezú RA, Seguí S, Vitrià J, Merino X, Nieto A, Sihuay D, Accarino A, Molero X, Azpiroz F.
Motor dysfunction of the gut in cystic fibrosis.
Neurogastroenterol Motil 2020;32:e13883.
doi: 10.1111/nmo.13883
IF: 3.598

VIEW ALL PUBLICATIONS >

© FIR-HUVH Fundació Institut de Recerca Hospital Universitari Vall d'Hebron 2019 | Developed by: ondeuev

Digestive and Liver Diseases / Nursing

Overview

The Digestive & Liver Diseases / Nursing research area is composed by three groups, whose main goal is to develop basic and traslational studies on the most frequent and impacting digestive and liver disorders afflicting the general population. In particular, the group of Physiology and Pathophysiology of the Digestive Tract integrates investigations on the function of the gastrointestinal tract including secretion, motility and absorption with cellular, molecular, immune and genetic aspects and their interactions with the microbiota and the brain-gut axis. The Liver Diseases Group deals clinical and basic research in viral hepatitis, liver cirrhosis, liver cancer and also non-alcoholic fatty liver disease and their complications. Finally, our area includes the Multidisciplinar Nursing research group which aims to generate knowledge in the specific area of activity of nurses and collaborate with other health professionals to improve care given to patients.

Publications

129	952	7.38
TOTAL	IMPACT FACTOR	AVERAGE IMPACT FACTOR

Liver Diseases

Group Leader: Joan Genescà Ferrer

team zoom download

Overview | Publications | Main research projects

85	765	9.00
TOTAL	IMPACT FACTOR	AVERAGE IMPACT FACTOR

SELECTED ARTICLES

Ellinghaus D, Degenhardt F, Bujanda L, Buti M, Albillos A, Invernizzi P, Fernandez J, Prati D, Baselli G, Asselta R, Grimsrud MM, Milani C, Aziz F, Kassens J, May S, Wendorff M, Wienbrandt L, Uellendahl-Werth F, Zheng T, Yi X, de Pablo R, Chercoles AG, Palom A, Garcia-Fernandez AE, Rodriguez-Frias F, Zanella A, Bandera A, Protti A, Aghemo A, Lleo A, Biondi A, Caballero-Garralda A, Gori A, Tanck A, Carreras Nolla A, Latiano A, Fracanzani AL, Peschuck A, Julia A, Pesenti A, Voza A, Jimenez D, Mateos B, Nafria Jimenez B, Quereda C, Paccapelo C, Gassner C, Angelini C, Cea C, Solier A, Pestana D, Muniz-Diaz E, Sandoval E, Paraboschi EM, Navas E, Garcia Sanchez F, Ceriotti F, Martinelli-Boneschi , Peyvandi F, Blasi F, Tellez L, Blanco-Grau A, Hemmrich-Stanisak G, Grasselli G, Costantino G, Cardamone G, Foti G, Aneli S, Kurihara H, ElAbd H, My I, Galvan-Femenia I, Martin J, Erdmann J, Ferrusquia-Acosta J, Garcia-Etxebarria K, Izquierdo-Sanchez L, Bettini LR, Sumoy L, Terranova L, Moreira L, Santoro L, Scudeller L, Mesonero F, Roade L, Ruhlemann MC, Schaefer M, Carrabba M, Riveiro-Barciela M, Figuera Basso ME, Valsecchi MG, Hernandez-Tejero M, Acosta-Herrera M, D'Angio M, Baldini M, Cazzaniga M, Schulzky M, Cecconi M, Wittig M, Ciccarelli M, Rodriguez-Gandia M, Bocciolone M, Miozzo M, Montano N, Braun N, Sacchi N, Martinez N, Ozer O, Palmieri O, Faverio P, Preatoni P, Bonfanti P, Omodei P, Tentorio P, Castro P, Rodrigues PM, Blandino Ortiz A, de Cid R, Ferrer R, Gualtierotti R, Nieto R, Goerg S, Badalamenti S, Marsal S, Matullo G, Pelusi S, Juzenas S, Aliberti S, Monzani V, Moreno V, Wesse T, Lenz TL, Pumarola T, Rimoldi V, Bosari S, Albrecht W, Peter W, Romero-Gomez M, D'Amato M, Duga S, Banales JM, Hov JR, Folseraas T, Valenti L, Franke A, Karlsen TH.
Genomewide Association Study of Severe Covid-19 with Respiratory Failure.
N Engl J Med. 2020 Oct 15;383(16):1522-1534. Epub 2020 Jun 17.
DOI: 10.1056/NEJMoa2020283
IF: 74.70

Montal R, Sia D, Montironi C, Leow WQ, Esteban-Fabró R, Pinyol R, Torres-Martin M, Bassaganyas L, Moeini A, Peix J, Cabellos L, Maeda M, Villacorta-Martin C, Tabrizian P, Rodriguez-Carunchio L, Castellano G, Sempoux C, Minguez B, Pawlik TM, Labgaa I, Roberts LR, Sole M, Fiel MI, Thung S, Fuster J, Roayaie S, Villanueva A, Schwartz M, Llovet JM.
Molecular classification and therapeutic targets in extrahepatic cholangiocarcinoma.
J Hepatol. 2020 Aug;73(2):315-327. Epub 2020 Mar 12.
DOI: 10.1016/j.jhep.2020.03.008
IF: 20.58

Chu H, Duan Y, Lang S, Jiang L, Wang Y, Llorente C, Liu J, Mogavero S, Bosques-Padilla F, Abraldes JG, Vargas V, Tu XM, Yang L, Hou X, Hube B, Stärkel P, Schnabl B.
The Candida albicans exotoxin Candidalysin promotes alcohol-associated liver disease.
J Hepatol. 2020 Mar;72(3):391-400. Epub 2019 Oct 10.
DOI: 10.1016/j.jhep.2019.09.029
IF: 20.58

Pons M, Rodríguez-Tajes S, Esteban JI, Mariño Z, Vargas V, Lens S, Buti M, Augustin S, Forns X, Mínguez B, Genescà J.
Non-invasive prediction of liver related events in HCV compensated Advanced chronic liver disease patients after oral antivirals.
J Hepatol. 2020 Mar;72(3):472-480. Epub 2019 Oct 17.
DOI: 10.1016/j.jhep.2019.10.005
IF: 20.58

Brown RS Jr, Buti M, Rodrigues L, Chulanov V, Chuang WL, Aguilar H, Horváth G, Zuckerman E, Carrion BR, Rodriguez-Perez F, Urbánek P, Abergel A, Cohen E, Lovell SS, Schnell G, Lin CW, Zha J, Wang S, Trinh R, Mensa FJ, Burroughs M, Felizarta F.
Glecaprevir/pibrentasvir for 8 weeks in treatment-naive patients with chronic HCV genotypes 1-6 and compensated cirrhosis: the EXPEDITION-8 trial.
J Hepatol. 2020 Mar;72(3):441-449. Epub 2019 Nov 2.
DOI: 10.1016/j.jhep.2019.10.020
IF: 20.58

VIEW ALL PUBLICATIONS >

© FIR-HUVH Fundació Institut de Recerca Hospital Universitari Vall d'Hebron 2019 | Developed by: ondeuev

Vall d'Hebron Institut de Recerca | Vall d'Hebron

Immunomediated Diseases and Innovative Therapies

Overview

The Immunomediated Diseases and Innovative Therapies is a heterogeneous area composed by both translational and clinical research groups which cover fields such as immunology, respiratory and systemic diseases, pharmacology, clinical biochemistry, rheumatology, advanced therapies or transfusional medicine. Its main strength derives precisely from this heterogeneity and the complementarity of the scientific interests and expertise of the different groups, many of which are currently joining efforts and synergizing in a variety of collaborative research projects.

Publications

268	1598	5.96
TOTAL	IMPACT FACTOR	AVERAGE IMPACT FACTOR

SELECT RESEARCH GROUP

Research Areas

Oncology

Vascular Biology and Metabolism (VAM)

Neurosciences

Infectious Diseases

Digestive and Liver Diseases / Nursing

< Immunomediated Diseases and Innovative Therapies

Research in Surgery

Obstetrics, Pediatrics and Genetics

© FIR-HUVH Fundació Institut de Recerca Hospital Universitari Vall d'Hebron 2019 | Developed by: ondeuev

Immunomediated Diseases and Innovative Therapies

Overview

The Immunomediated Diseases and Innovative Therapies is a heterogeneous area composed by both translational and clinical research groups which cover fields such as immunology, respiratory and systemic diseases, pharmacology, clinical biochemistry, rheumatology, advanced therapies or transfusional medicine. Its main strength derives precisely from this heterogeneity and the complementarity of the scientific interests and expertise of the different groups, many of which are currently joining efforts and synergizing in a variety of collaborative research projects.

Publications

268	1598	5.96
TOTAL	IMPACT FACTOR	AVERAGE IMPACT FACTOR

Rheumatology

Group Leaders: Antonio Julià Cano and Sara Marsal Barril

team zoom download

Overview | Publications | Main research projects | Patents

35	350	9.99
TOTAL	IMPACT FACTOR	AVERAGE IMPACT FACTOR

SELECTED ARTICLES

Michelena X, Borrell H, López-Corbeto M, López-Lasanta M, Moreno E, Pascual-Pastor M, Erra A, Serrat M, Espartal E, Antón S, Añez G, Caparrós-Ruiz R, Pluma A, Trallero-Araguás E, Barceló-Bru M, Almirall M, De Agustín JJ, Lladós J, Julià A, Marsal S.
Incidence of COVID-19 in a cohort of adult and paediatric patients with rheumatic diseases treated with targeted biologic and synthetic disease-modifying anti-rheumatic drugs
Seminars in arthritis and rheumatism. Vol. 50. No. 4. WB Saunders, 2020.
DOI: 10.1016/j.semarthrit.2020.05.001
IF: 4.7

Marsal S, Corominas H, de Agustín JJ, Pérez-García C, López-Lasanta M, Borrell H, Reina D, Sanmartí R, Narváez J, Franco-Jarava C, Peterfy C, Narváez JA, Sharma V, Alataris K, Genovese M, Baker M.
Non-invasive vagus nerve stimulation for rheumatoid arthritis: a proof-of-concept study.
The Lancet Rheumatology. Volume 3, Issue 4, April 2021, Pages e262-e269.
DOI: 10.1080/03009742.2020.1764617
IF: –

Morand EF, Furie R, Tanaka Y, Bruce IN, Askanase AD, Richez C, Bae SC, Brohawn PZ, Pineda L, Berglind A, Tummala R; TULIP-2 Trial Investigators.
Trial of Anifrolumab in Active Systemic Lupus Erythematosus
New England Journal of Medicine 382.3 (2020): 211-221.
DOI: 10.1056/NEJMoa1912196
IF: 74.7

Severe Covid-19 GWAS Group, Ellinghaus D, Degenhardt F, Bujanda L, Buti M, Albillos A, Invernizzi P, Fernández J, (..) Julià A, Pesenti A, Voza A, Jiménez D, (...) Marsal S, Matullo G, Pelusi S, Juzenas S, Aliberti S, Monzani V, Moreno V, Wesse T, Lenz TL, Pumarola T, Rimoldi V, Bosari S, Albrecht W, Peter W, Romero-Gómez M, D'Amato M, Duga S, Banales JM, Hov JR, Folseraas T, Valenti L, Franke A, Karlsen TH.
Genomewide Association Study of Severe Covid-19 with Respiratory Failure
New England Journal of Medicine. 2020 Oct 15;383(16):1522-1534
DOI: 10.1056/NEJMoa2020283
IF: 74.7

Julià A, Bonafonte-Pardàs I, Gómez A, López-Lasanta M, López-Corbeto M, Martínez-Mateu SH, Lladós J, Rodríguez-Nunez I, Myers RM, Marsal S.
Targeting of the CD80/86 proinflammatory axis as a therapeutic strategy to prevent severe COVID-19
arXiv (preprint, 2020), https://arxiv.org/abs/2005.10055
DOI: 10.1038/s41598-021-90797-0
IF: 3.99

VIEW ALL PUBLICATIONS >

© FIR-HUVH Fundació Institut de Recerca Hospital Universitari Vall d'Hebron 2019 | Developed by: ondeuev

Immunomediated Diseases and Innovative Therapies

Overview

The Immunomediated Diseases and Innovative Therapies is a heterogeneous area composed by both translational and clinical research groups which cover fields such as immunology, respiratory and systemic diseases, pharmacology, clinical biochemistry, rheumatology, advanced therapies or transfusional medicine. Its main strength derives precisely from this heterogeneity and the complementarity of the scientific interests and expertise of the different groups, many of which are currently joining efforts and synergizing in a variety of collaborative research projects.

Publications

268	1598	5.96
TOTAL	IMPACT FACTOR	AVERAGE IMPACT FACTOR

Clinical Biochemistry

Group Leader: Francisco Rodríguez Frías

team zoom download

Overview | Publications | Main research projects

25	170	6.78
TOTAL	IMPACT FACTOR	AVERAGE IMPACT FACTOR

SELECTED ARTICLES

Severe Covid-19 GWAS Group; Ellinghaus, D.; Degenhardt, F.; Bujanda, Luis; Buti, María; Albillos, A.; Invernizzi, P.; Fernández, J.; Prati, Daniele; Martín, J.; Erdmann, J.; Ferrusquía-Acosta, J.; Garcia-Etxebarria, K.; Izquierdo-Sánchez, L.; Bettini, L. R.; Sumoy, L.; Terranova, L.; Moreira, L.; Santoro, L.; Hov, Johannes R.; Folseraas, T.; Valenti, Luca; Franke, Andre; Karlsen, Tom H.
Genomewide Association Study of Severe Covid-19 with Respiratory Failure.
N Engl J Med. 2020 ;383(16):1522-1534.
DOI: 10.1056/NEJMoa2020283
IF: 74.699

Garcia-Mayea Y, Mir C, Masson F, Paciucci R, LLeonart ME.
Insights into new mechanisms and models of cancer stem cell multidrug resistance.
Semin Cancer Biol. 2020 Feb;60:166-180.
DOI: 10.1016/j.semcancer.2019.07.022.
IF: 15.707

López-Martínez R, Arias-García A, Rodríguez-Algarra F, Castellote-Bellés L, Rando-Segura A, Tarraso G, Vargas-Accarino E, Montserrat-Lloan I, Blanco-Grau A, Caballero-Garralda A, Ferrer-Costa R, Pumarola-Sunye T, Buti-Ferret M, Esteban-Mur R, Quer J, Casis-Saez E, Rodríguez-Frías F.
Significant Improvement in Diagnosis of Hepatitis C Virus Infection by One Step Strategy in a Central Laboratory: An Optimal Tool for Hepatitis C Elimination?
J Clin Microbiol 2020;58(1).
DOI: 10.1128/JCM.01815-19
IF: 5.987

Jacobs-Cachá C, Puig-Gay N, Helm D, Rettel M, Sellarès J, Meseguer A, Savitski MM, Moreso FJ, Soler MJ, Seron D, Lopez-Hellin J.
A misprocessed form of Apolipoprotein A-I is specifically associated with recurrent Focal Segmental Glomerulosclerosis.
Sci Rep. 2020;10.
DOI: 10.1038/s41598-020-58197-y
IF: 3.998

Belmonte I, Nuñez A, Barrecheguren M, Esquinas C, Pons M, López-Martínez RM, Ruiz G, Blanco-Grau A, Ferrer R, Genescà J, Miravitlles M, Rodríguez-Frías F.
Trends in Diagnosis of Alpha-1 Antitrypsin Deficiency Between 2015 and 2019 in a Reference Laboratory.
Int J Chron Obstruct Pulmon Dis. 2020 Oct 7;15:2421-2431. eCollection 2020.
DOI: 10.2147/COPD.S269641
IF: 3.157

VIEW ALL PUBLICATIONS >

© FIR-HUVH Fundació Institut de Recerca Hospital Universitari Vall d'Hebron 2019 | Developed by: ondeuev

Immunomediated Diseases and Innovative Therapies

Overview

The Immunomediated Diseases and Innovative Therapies is a heterogeneous area composed by both translational and clinical research groups which cover fields such as immunology, respiratory and systemic diseases, pharmacology, clinical biochemistry, rheumatology, advanced therapies or transfusional medicine. Its main strength derives precisely from this heterogeneity and the complementarity of the scientific interests and expertise of the different groups, many of which are currently joining efforts and synergizing in a variety of collaborative research projects.

Publications

268	1598	5.96
TOTAL	IMPACT FACTOR	AVERAGE IMPACT FACTOR

Transfusional Medicine

Group Leader: Rafael Parra López

team zoom download

Overview | Publications | Main research projects

28	123	4.39
TOTAL	IMPACT FACTOR	AVERAGE IMPACT FACTOR

SELECTED ARTICLES

Zanetti S.R., Romecin P.A., Vinyoles M., Juan M., Fuster J.L., Cámos M., Querol S., Delgado M., Menéndez P.
Bone marrow MSC from pediatric patients with B-ALL highly immunosuppress T-cell responses but do not compromise CD19-CAR T-cell activity.
J. Immunother. Cancer 2020;8:e001419.
DOI: 10.1136/jitc-2020-001419
IF: 9.913

Martorell L, Cortina V, Parra R, Barquinero J, Vidal F.
Variable readthrough responsiveness of nonsense mutations in hemophilia A.
Haematologica. 2020 Jan 31;105(2):508-518.
DOI: 10.3324/haematol.2018.212118
IF: 7.116

Petersdorf EW, Gooley T, Volt F, Kenzey C, Madrigal A, McKallor C, Querol S, Rafii H, Rocha V, Tamouza R, Chabannon C, Ruggeri A, Gluckman E.
Use of the HLA-B leader to optimize cord-blood transplantation.
Haematologica. 2020 Oct 29.
DOI: 10.3324/haematol.2020.264424
IF: 7.116

Martín-Nalda A, Fortuny C, Rey L, Bunney TD, Alsina L, Esteve-Solé A, Bull D, Anton MC, Basagaña M, Casals F, Deyá A, García-Prat M, Gimeno R, Juan M, Martinez-Banaclocha H, Martinez-Garcia JJ, Mensa-Vilaró A, Rabionet R, Martin-Begue N, Rudilla F, Yagüe J, Estivill X, García-Patos V, Pujol RM, Soler-Palacín P, Katan M, Pelegrín P, Colobran R, Vicente A, Arostegui JI.
Severe Autoinflammatory Manifestations and Antibody Deficiency Due to Novel Hypermorphic PLCG2 Mutations.
J Clin Immunol. 2020 Oct;40(7):987-1000. Epub 2020 Jul 15.
DOI: 10.1007/s10875-020-00794-7
IF: 6.78

Rovira P, Demontis D, Sánchez-Mora C, Zayats T, Klein M, Mota NR, Weber H, Garcia-Martínez I, Pagerols M, Vilar-Ribó L, Arribas L, Richarte V, Corrales M, Fadeuilhe C, Bosch R, Martin GE, Almos P, Doyle AE, Grevet EH, Grimm O, Halmøy A, Hoogman M, Hutz M, Jacob CP, Kittel-Schneider S, Knappskog PM, Lundervold AJ, Rivero O, Rovaris DL, Salatino-Oliveira A, da Silva BS, Svirin E, Sprooten E, Strekalova T; ADHD Working Group of the Psychiatric Genomics Consortium; 23andMe Research team, Arias-Vasquez A, Sonuga-Barke EJS, Asherson P, Bau CHD, Buitelaar JK, Cormand B, Faraone SV, Haavik J, Johansson SE, Kuntsi J, Larsson H, Lesch KP, Reif A, Rohde LA, Casas M, Børglum AD, Franke B, Ramos-Quiroga JA, Soler Artigas M, Ribasés M.
Shared genetic background between children and adults with attention deficit/hyperactivity disorder.
Neuropsychopharmacology. 2020 Sep;45(10):1617-1626. Epub 2020 Apr 12.
DOI: 10.1038/s41386-020-0664-5
IF: 6.751

VIEW ALL PUBLICATIONS >

© FIR-HUVH Fundació Institut de Recerca Hospital Universitari Vall d'Hebron 2019 | Developed by: ondeuev

Immunomediated Diseases and Innovative Therapies

Overview

The Immunomediated Diseases and Innovative Therapies is a heterogeneous area composed by both translational and clinical research groups which cover fields such as immunology, respiratory and systemic diseases, pharmacology, clinical biochemistry, rheumatology, advanced therapies or transfusional medicine. Its main strength derives precisely from this heterogeneity and the complementarity of the scientific interests and expertise of the different groups, many of which are currently joining efforts and synergizing in a variety of collaborative research projects.

Publications

268	1598	5.96
TOTAL	IMPACT FACTOR	AVERAGE IMPACT FACTOR

Systemic Diseases

Group Leader: Jaume Alijotas-Reig

team zoom download

Overview | Publications | Main research projects

64	389	6.08
TOTAL	IMPACT FACTOR	AVERAGE IMPACT FACTOR

SELECTED ARTICLES

Morand EF, Furie R, Tanaka Y, Bruce IN, Askanase AD, Richez C, Bae SC, Brohawn PZ, Pineda L, Berglind A, Tummala R; TULIP-2 Trial Investigators.
Trial of Anifrolumab in Active Systemic Lupus Erythematosus.
N Engl J Med. 2020 Jan 16;382(3):211-221. Epub 2019 Dec 18.
DOI: 10.1056/NEJMoa1912196
IF: 74.699

Li T., Ortiz-Fernández L., Andrés-León E., Ciudad L., Javierre B., López-Isac E., Guillén-Del-Castillo A., Simeón-Aznar C.P., Ballestar E., Martin J.
Epigenomics and transcriptomics of systemic sclerosis CD4+ T cells reveal long-range dysregulation of key inflammatory pathways mediated by disease-associated susceptibility loci.
Genome Med. 12, 81 (2020).
DOI: 10.1186/s13073-020-00779-6
IF: 10.675

Bossini-Castillo L, Villanueva-Martin G, Kerick M, Acosta-Herrera M, López-Isac E, Simeón CP, Ortego-Centeno N, Assassi S; International SSc Group; Australian Scleroderma Interest Group (ASIG); PRECISESADS Clinical Consortium; PRECISESADS Flow Cytometry study group, Hunzelmann N, Gabrielli A, de Vries-Bouwstra JK, Allanore Y, Fonseca C, Denton CP, Radstake TR, Alarcón-Riquelme ME, Beretta L, Mayes MD, Martin J.
Genomic Risk Score impact on susceptibility to systemic sclerosis.
Ann Rheum Dis. 2021 Jan;80(1):118-127. Epub 2020 Oct 1.
DOI: 10.1136/annrheumdis-2020-218558.
IF: 16.102

Pinal-Fernandez I, Casal-Dominguez M, Derfoul A, Pak K, Miller FW, Milisenda JC, Grau-Junyent JM, Selva-O'Callaghan A, Carrion-Ribas C, Paik JJ, Albayda J, Christopher-Stine L, Lloyd TE, Corse AM, Mammen AL.
Machine learning algorithms reveal unique gene expression profiles in muscle biopsies from patients with different types of myositis.
Ann Rheum Dis. 2020 Sep;79(9):1234-1242. Epub 2020 Jun 16.
DOI: 10.1136/annrheumdis-2019-216599
IF: 16.102

Bousquet J, Schünemann HJ, Togias A, Bachert C, Erhola M, Hellings PW, Klimek L, Pfaar O, Wallace D, Ansotegui I, Agache I, Bedbrook A, Bergmann KC, Bewick M, Bonniaud P, Bosnic-Anticevich S, Bossé I, Bouchard J, Boulet LP, Brozek J, Brusselle G, Calderon MA, Canonica WG, Caraballo L, Cardona V, Casale T, Cecchi L, Chu DK, Costa EM, Cruz AA, Czarlewski W, D'Amato G, Devillier P, Dykewicz M, Ebisawa M, Fauquert JL, Fokkens WJ, Fonseca JA, Fontaine JF, Gemicioglu B, van Wijk RG, Haahtela T, Halken S, Ierodiakonou D, Iinuma T, Ivancevich JC, Jutel M, Kaidashev I, Khaitov M, Kalayci O, Kleine Tebbe J, Kowalski ML, Kuna P, Kvedariene V, La Grutta S, Larenas-Linnemann D, Lau S, Laune D, Le L, Lieberman P, Lodrup Carlsen KC, Lourenço O, Marien G, Carreiro-Martins P, Melén E, Menditto E, Neffen H, Mercier G, Mosgues R, Mullol J, Muraro A, Namazova L, Novellino E, O'Hehir R, Okamoto Y, Ohta K, Park HS, Panzner P, Passalacqua G, Pham-Thi N, Price D, Roberts G, Roche N, Rolland C, Rosario N, Ryan D, Samolinski B, Sanchez-Borges M, Scadding GK, Shamji MH, Sheikh A, Bom AT, Toppila-Salmi S, Tsiligianni I, Valentin-Rostan M, Valiulis A, Valovirta E, Ventura MT, Walker S, Waserman S, Yorgancioglu A, Zuberbier T; Allergic Rhinitis and Its Impact on Asthma Working Group.
Next-generation Allergic Rhinitis and Its Impact on Asthma (ARIA) guidelines for allergic rhinitis based on Grading of Recommendations Assessment, Development and Evaluation (GRADE) and real-world evidence.
J Allergy Clin Immunol. 2020 Jan;145(1):70-80.e3. Epub 2019 Oct 15.
DOI: 10.1016/j.jaci.2019.06.049
IF: 10.228

VIEW ALL PUBLICATIONS >

Research Areas

Oncology
Vascular Biology and Metabolism (VAM)
Neurosciences
Infectious Diseases
Digestive and Liver Diseases / Nursing
< **Immunomediated Diseases and Innovative Therapies**
Research in Surgery
Obstetrics, Pediatrics and Genetics

© FIR-HUVH Fundació Institut de Recerca Hospital Universitari Vall d'Hebron 2019 | Developed by: ondeuev

Immunomediated Diseases and Innovative Therapies

Overview

The Immunomediated Diseases and Innovative Therapies is a heterogeneous area composed by both translational and clinical research groups which cover fields such as immunology, respiratory and systemic diseases, pharmacology, clinical biochemistry, rheumatology, advanced therapies or transfusional medicine. Its main strength derives precisely from this heterogeneity and the complementarity of the scientific interests and expertise of the different groups, many of which are currently joining efforts and synergizing in a variety of collaborative research projects.

Publications

268	1598	5.96
TOTAL	IMPACT FACTOR	AVERAGE IMPACT FACTOR

Pneumology

Group Leaders: Mª Jesús Cruz Carmona and Jaume Ferrer Sancho

team | zoom | download

Overview | Publications | Main research projects

99	537	5.42
TOTAL	IMPACT FACTOR	AVERAGE IMPACT FACTOR

SELECTED ARTICLES

Ojanguren I, Morell F, Ramon MA, Villar A, Romero C, Cruz MJ, Munoz X.
The immunomodulatory effects of diesel exhaust particles in asthma.
Environ Pollut 2020;263(Pt A):114600.
DOI: 10.1016/j.envpol.2020.114600
IF: 6.79

Masa JF, Mokhlesi B, Benítez I, Mogollon MV, Gomez de Terreros FJ, Sánchez-Quiroga MÁ, Romero A, Caballero-Eraso C, Alonso-Álvarez ML, Ordax-Carbajo E, Gomez-Garcia T, González M, López-Martín S, Marin JM, Martí S, Díaz-Cambriles T, Chiner E, Egea C, Barca J, Vázquez-Polo FJ, Negrín MA, Martel-Escobar M, Barbe F, Corral J; Spanish Sleep Network.
Echocardiographic Changes with Positive Airway Pressure Therapy in Obesity Hypoventilation Syndrome. Long-Term Pickwick Randomized Controlled Clinical Trial.
Am J Respir Crit Care Med 2020;201(5):586-597.
DOI: 10.1164/rccm.201906-1122OC
IF: 17.45

Chalmers JD, Laska IF, Franssen FME, Janssens W, Pavord I, Rigau D, McDonnell MJ, Roche N, Sin DD, Stolz D, Suissa S, Wedzicha J, Miravitlles M.
Withdrawal of inhaled corticosteroids in COPD: a European Respiratory Society guideline.
Eur Respir J 2020;55(6):2000351.
DOI: 10.1183/13993003.00351-2020
IF: 12.34

van Ingen J, Aliberti S, Andrejak C, Chalmers JD, Codecasa LR, Daley CL, Hasegawa N, Griffith DE, Hoefsloot W, Huitt G, Jarand J, Jhun BW, Loebinger MR, Marras TK, Morimoto K, Polverino E, Ringshausen FC, Santin M, Thomson R, Wagner D, Wallace RJ, Winthrop KL, Yim JJ; NTM-NET.
Management of drug toxicity in M. avium complex pulmonary disease – an expert panel survey.
Clin Infect Dis 2020;ciaa1361.
DOI: 10.1093/cid/ciaa1361
IF: 8.31

Arjona-Peris M, Revilla-López E, Berastegui C, Sáez-Giménez B, Barrecheguren M, Bravo C, Monforte V, Bello I, Sacanell J, Burgos J, López Meseguer M.
Lung Transplant in HIV-Infected Patients. Single Centre Experience.
The Journal of Heart and Lung Transplantation 2020; 39:S81 – S82.
DOI: 10.1016/j.healun.2020.01.1306
IF: 7.87

VIEW ALL PUBLICATIONS >

© FIR-HUVH Fundació Institut de Recerca Hospital Universitari Vall d'Hebron 2019 | Developed by: ondeuev

Immunomediated Diseases and Innovative Therapies

Overview

The Immunomediated Diseases and Innovative Therapies is a heterogeneous area composed by both translational and clinical research groups which cover fields such as immunology, respiratory and systemic diseases, pharmacology, clinical biochemistry, rheumatology, advanced therapies or transfusional medicine. Its main strength derives precisely from this heterogeneity and the complementarity of the scientific interests and expertise of the different groups, many of which are currently joining efforts and synergizing in a variety of collaborative research projects.

Publications

268	1598	5.96
TOTAL	IMPACT FACTOR	AVERAGE IMPACT FACTOR

Diagnostic Immunology

Group Leader: Ricardo Pujol Borrell

team zoom download

Overview | Publications | Main research projects

23	168	7.30
TOTAL	IMPACT FACTOR	AVERAGE IMPACT FACTOR

SELECTED ARTICLES

Bastard P, Rosen LB, Zhang Q, Michailidis E, Hoffmann HH, Zhang Y, Dorgham K, Philippot Q, Rosain J, Béziat V, Manry J, Shaw E, Haljasmägi L, Peterson P, Lorenzo L, Bizien L, Trouillet-Assant S, Dobbs K, de Jesus AA, Belot A, Kallaste A, Catherinot E, Tandjaoui-Lambiotte Y, Le Pen J, Kerner G, Bigio B, Seeleuthner Y, Yang R, Bolze A, Spaan AN, Delmonte OM, Abers MS, Aiuti A, Casari G, Lampasona V, Piemonti L, Ciceri F, Bilguvar K, Lifton RP, Vasse M, Smadja DM, Migaud M, Hadjadj J, Terrier B, Duffy D, Quintana-Murci L, van de Beek D, Roussel L, Vinh DC, Tangye SG, Haerynck F, Dalmau D, Martinez-Picado J, Brodin P, Nussenzweig MC, Boisson-Dupuis S, Rodríguez-Gallego C, Vogt G, Mogensen TH, Oler AJ, Gu J, Burbelo PD, Cohen JI, Biondi A, Bettini LR, D'Angio M, Bonfanti P, Rossignol P, Mayaux J, Rieux-Laucat F, Husebye ES, Fusco F, Ursini MV, Imberti L, Sottini A, Paghera S, Quiros-Roldan E, Rossi C, Castagnoli R, Montagna D, Licari A, Marseglia GL, Duval X, Ghosn J; HGID Lab; NIAID-USUHS Immune Response to COVID Group; COVID Clinicians (Roger Colobran among the authors); COVID-STORM Clinicians; Imagine COVID Group; French COVID Cohort Study Group; Milieu Intérieur Consortium; CoV-Contact Cohort; Amsterdam UMC Covid-19 Biobank; COVID Human Genetic Effort, Tsang JS, Goldbach-Mansky R, Kisand K, Lionakis MS, Puel A, Zhang SY, Holland SM, Gorochov G, Jouanguy E, Rice CM, Cobat A, Notarangelo LD, Abel L, Su HC, Casanova JL.
Autoantibodies against type I IFNs in patients with life-threatening COVID-19.
Science. 2020; 23;370:eabd4585.
DOI: 10.1126/science.abd4585
IF: 41.8 – Q1

Caronna E, Ballvé A, Llauradó A, Gallardo VJ, María Ariton D, Lallana S, Maza SL, M. O. Gadea, L. Quibus, J. L. Restrepo, M. Rodrigo-Gisbert, A. Vilaseca, M. Hernández-González, M. Martínez- Gallo, A. Alpuente, M. Torres-Ferrus, R. Pujol-Borrell, J. Alvarez-Sabin, and P. Pozo-Rosich.
Headache: A striking prodromal and persistent symptom, predictive of COVID-19 clinical evolution.
Cephalalgia 2020; 40: 1410–1421.4.
DOI: 10.1177/0333102420965157
IF: 6.292 – Q1

Rivière, J. G., C. Franco-Jarava, M. Martínez-Gallo, A. Aguiló-Cucurull, L. Blasco-Pérez, I. Paramonov, M. Antolín, A. Martín-Nalda, P. Soler-Palacín, and R. Colobran.
Uncovering Low-Level Maternal Gonosomal Mosaicism in X-Linked Agammaglobulinemia: Implications for Genetic Counseling.
Front. Immunol. 2020; 11: 46.
DOI: 10.3389/fimmu.2020.00046
IF: 7.561 – Q1

Viñas-Giménez, L., N. Padilla, L. Batlle-Masó, F. Casals, J. G. Rivière, M. Martínez-Gallo, X. de la Cruz, and R. Colobran.
FHLdb: A Comprehensive Database on the Molecular Basis of Familial Hemophagocytic Lymphohistiocytosis.
Front. Immunol. 2020; 11: 107.
DOI 10.3389/fimmu.2020.00107
IF: 7.561 – Q1

Riveiro-Barciela M, Labrador-Horrillo M Camps-Relats L, Gonzalez-Sans D, Ventura-Cots M, Terrones-Peinador M, Núñez-Conde A, Martínez-Gallo M, Hernández-González M, Anton A, González A, Pujol-Borrell R and Martínez-Valle F.
Simple predictive models identify patients with COVID-19 pneumonia and poor prognosis.
PLoS One 2020: 15.2.
DOI: 10.1371/journal.pone.0244627
IF: 3.40 – Q2

VIEW ALL PUBLICATIONS >

© FIR-HUVH Fundació Institut de Recerca Hospital Universitari Vall d'Hebron 2019 | Developed by: ondeuev

Immunomediated Diseases and Innovative Therapies

Overview

The Immunomediated Diseases and Innovative Therapies is a heterogeneous area composed by both translational and clinical research groups which cover fields such as immunology, respiratory and systemic diseases, pharmacology, clinical biochemistry, rheumatology, advanced therapies or transfusional medicine. Its main strength derives precisely from this heterogeneity and the complementarity of the scientific interests and expertise of the different groups, many of which are currently joining efforts and synergizing in a variety of collaborative research projects.

Publications

268	1598	5.96
TOTAL	IMPACT FACTOR	AVERAGE IMPACT FACTOR

Clinical Pharmacology

Group Leader: Antònia Agustí Escasany

team zoom download

Overview | Publications | Main research projects

14	57	4.05
TOTAL	IMPACT FACTOR	AVERAGE IMPACT FACTOR

SELECTED ARTICLES

Romero A, Midaglia L, Salcedo MT, Viladomiu L, Guillén E, Bajaña I, Escolà-Vergé L, Tintoré M, Montalban X, Len O.
Hemophagocytic syndrome following alemtuzumab treatment for multiple sclerosis: A case report.
Multiple Scleroris and Related Disorders. 2020 May;40:101973.
DOI: 10.1016/j.msard.2020.101973
IF: 4.339

Mallah N, Zapata-Cachafeiro M, Aguirre C, Ibarra-García E, Palacios-Zabalza I, Macías-García F, Domínguez-Muñoz JE, Piñeiro-Lamas M, Ibáñez L, Vidal X, Vendrell L, Martin-Arias L, Sáinz-Gil M, Velasco-González V, Figueiras A.
Influence of Polymorphisms Involved in Platelet Activation and Inflammatory Response on Aspirin-Related Upper Gastrointestinal Bleeding: A Case-Control Study.
Front Pharmacol. 2020 Jun 9; 11:860.
DOI: 10.3389/fphar.2020.00860
IF: 5.81

Montes A, Roca G, Cantillo J, Sabate S; GENDOLCAT Study Group.
Presurgical risk model for chronic postsurgical pain based on 6 clinical predictors: a prospective external validation.
Pain. 2020 Nov;161(11):2611-2618.
DOI: 10.1097/j.pain.0000000000001945
IF: 6.961

Herrera Comoglio R, Vidal Guitart X.
Cardiovascular outcomes, heart failure and mortality in type 2 diabetic patients treated with glucagon-like peptide 1 receptor agonists (GLP-1 RAs): A systematic review and meta-analysis of observational cohort studies.
Int J Clin Pract. 2020 Sep;74(9):e13553.
DOI: 10.1111/ijcp.13553
IF: 2.503

Oscanoa TJ, Vidal X, Kanters JK, Romero-Ortuno R.
Frequency of Long QT in Patients with SARS-CoV-2 Infection Treated with Hydroxychloroquine: A Meta-analysis.
Int J Antimicrob Agents. 2020 Dec;56(6):106212.
DOI : 10.1016/j.ijantimicag.2020.106212
IF: 5.283

VIEW ALL PUBLICATIONS >

© FIR-HUVH Fundació Institut de Recerca Hospital Universitari Vall d'Hebron 2019 | Developed by: ondeuev

Immunomediated Diseases and Innovative Therapies

Overview

The Immunomediated Diseases and Innovative Therapies is a heterogeneous area composed by both translational and clinical research groups which cover fields such as immunology, respiratory and systemic diseases, pharmacology, clinical biochemistry, rheumatology, advanced therapies or transfusional medicine. Its main strength derives precisely from this heterogeneity and the complementarity of the scientific interests and expertise of the different groups, many of which are currently joining efforts and synergizing in a variety of collaborative research projects.

Publications

268	1598	5.96
TOTAL	IMPACT FACTOR	AVERAGE IMPACT FACTOR

Gene and Cell Therapy

Group Leader: Jordi Barquinero Máñez

team | zoom | download

Overview | Publications | Main research projects

2	12	5.88
TOTAL	IMPACT FACTOR	AVERAGE IMPACT FACTOR

SELECTED ARTICLES

Martorell L, Cortina V, Parra R, Barquinero J, Vidal F.
Variable readthrough responsiveness of nonsense mutations in hemophilia A.
Haematologica. 2020; 105: 508-518.
DOI: 10.3324/haematol.2018.212118
IF: 7.116

Tarrasó G, Real-Martinez A, Parés M, Romero-Cortadellas L, Puigros L, Moya L, de Luna N, Brull A, Martín MA, Arenas J, Lucia A, Andreu AL, Barquinero J, Vissing J, Krag TO, Pinós T.
Absence of p.R50X Pygm read-through in McArdle disease cellular models.
Dis Model Mech. 2020 Jan 13;13(1):dmm043281.
DOI: 10.1242/dmm.043281
IF: 5.758

VIEW ALL PUBLICATIONS >

© FIR-HUVH Fundació Institut de Recerca Hospital Universitari Vall d'Hebron 2019 | Developed by: ondeuev

Vall d'Hebron Institut de Recerca | Vall d'Hebron

Research in Surgery

Overview

The area of Research in Surgery includes more than 50 investigators distributed in five groups of research focused respectively on general and thoracic surgery, cranio-maxillofacial surgery, spinal disorders, skeletal reconstructive surgery and musculoskeletal tissue engineering. Their activity combines basic and clinical research together with robotics and virtual surgical planning. Their aims are to advance in the understanding of the causes and mechanisms underlying surgical pathologies, to deliver new knowledge and better integrated patient-centered solutions, improving surgical care and outcomes.

Publications

111	446	4.02
TOTAL	IMPACT FACTOR	AVERAGE IMPACT FACTOR

SELECT RESEARCH GROUP

Research Areas

Oncology

Vascular Biology and Metabolism (VAM)

Neurosciences

Infectious Diseases

Digestive and Liver Diseases / Nursing

Immunomediated Diseases and Innovative Therapies

< **Research in Surgery**

Obstetrics, Pediatrics and Genetics

© FIR-HUVH Fundació Institut de Recerca Hospital Universitari Vall d'Hebron 2019 | Developed by: ondeuev

Research in Surgery

Overview

The area of Research in Surgery includes more than 50 investigators distributed in five groups of research focused respectively on general and thoracic surgery, cranio-maxillofacial surgery, spinal disorders, skeletal reconstructive surgery and musculoskeletal tissue engineering. Their activity combines basic and clinical research together with robotics and virtual surgical planning. Their aims are to advance in the understanding of the causes and mechanisms underlying surgical pathologies, to deliver new knowledge and better integrated patient-centered solutions, improving surgical care and outcomes.

Publications

111	446	4.02
TOTAL	IMPACT FACTOR	AVERAGE IMPACT FACTOR

Emerging Research Group of Physical Medicine and Rehabilitation

Group Leader: Lluïsa Montesinos Magraner

team zoom download

Overview | Publications | Main research projects

5	9	1.77
TOTAL	IMPACT FACTOR	AVERAGE IMPACT FACTOR

SELECTED ARTICLES

Garcia–Galant M, Blasco M, Reid L, Pueyo R, Melendez –Plumed et al.
Study protocol of a randomized controlled trial of home-based computerized executive function training for children with cerebral palsy.
BMC Pediatr 20, 9 (2020).
DOI: 10.1186/s12887-019-1904-x
IF: 2.03

Delgado MR, Tilton A, Carranza-Del Río J, Dursun N, Bonikowski M, Aydin R, Maciag-Tymecka I, Oleszek J, Dabrowski E, Grandoulier AS, Picaut P; Dysport in PUL study group.
Efficacy and safety of abobotulinumtoxinA for upper limb spasticity in children with cerebral palsy: a randomized repeat-treatment study.
Dev Med Child Neurol. 2021 May;63(5):592-600. Epub 2020 Nov 18.
DOI: 10.1111/dmcn.14733
IF: 3.615

Sampol, J., González-Viejo, M.A., Garrido, A., Martí, S., Pallero, M., Rodríguez E., Launois, P., Sampol, G., Ferrer, J.
Predictors of respiratory complications in patients with C5–T5 spinal cord injuries.
Spinal Cord. 58, 1-6, pp.1249–1254 (2020).
DOI: 10.1038/s41393-020-0506-7
IF: 1.773

Sánchez-Raya J., Sampol J.
Spinal cord injury and COVID-19: some thoughts after the first wave.
Spinal Cord. 2020 Aug;58(8):841-843. Epub 2020 Jul 21.
DOI: 10.1038/s41393-020-0524-5
IF: 1.773

Busquets R, Sanchez-Raya J, Sallent A, Maled I, Duarri G.
Proximal medial gastrocnemius release: Muscle strength evaluation.
Foot Ankle Surg. 2020 Oct;26(7):828-832. Epub 2019 Dec 7.
DOI: 10.1016/j.fas.2019.10.013
IF: 1.847

VIEW ALL PUBLICATIONS >

© FIR-HUVH Fundació Institut de Recerca Hospital Universitari Vall d'Hebron 2019 | Developed by: ondeuev

Research in Surgery

Overview

The area of Research in Surgery includes more than 50 investigators distributed in five groups of research focused respectively on general and thoracic surgery, cranio-maxillofacial surgery, spinal disorders, skeletal reconstructive surgery and musculoskeletal tissue engineering. Their activity combines basic and clinical research together with robotics and virtual surgical planning. Their aims are to advance in the understanding of the causes and mechanisms underlying surgical pathologies, to deliver new knowledge and better integrated patient-centered solutions, improving surgical care and outcomes.

Publications

111	446	4.02
TOTAL	IMPACT FACTOR	AVERAGE IMPACT FACTOR

CIBBIM – Nanomedicine. New Technologies and Craniofacial Microsurgery

Group Leader: Socorro (Coro) Bescós Atín

team zoom download

Overview | Publications | Main research projects

1	6	5.68
TOTAL	IMPACT FACTOR	AVERAGE IMPACT FACTOR

SELECTED ARTICLES

Glasbey, J.C. et al on behalf of the COVIDSurg Collaborative.
Delaying surgery for patients with a previous SARS-CoV-2 infection.
Br J Surg. 2020 Nov;107(12):e601- e602. Epub 2020 Sep 25.
DOI: 10.1002/bjs.12050.
IF: 5.676

Segura-Pallerès, I.; Roccia, F.; Cocis, S.; Bescós Atín, C.; Ganasouli, D.; Bakardjiev, A., Jelovac, D.; Goetzinger, M.
Surgical Management of Bilateral Mandibular Angle Fractures With a Third Molar in Line of Fracture: A European Multicenter Survey.
J Oral Maxillofac Surg 79:201.e1-201.e5. 2020.
DOI: 10.1016/j.joms.2020.09.003
IF: 1.642

Brana, I.; Loriot, Y.; Berger, R.; Rubin, E.; Rodon, J.; Miller, W.H.; Tsimberidou, A.M.; Saintigny, P.; Dientsmann, R.; Nuciforo, P.; Bescós, c.; Lorente, J.; Viaplana, C.; Wunder, F.; Bresson, C.; Tabernero, J.; Schilsky, R.L.; Lazar, V.; Kurzrock, R.; Soria, J-C.
Genomic and transcriptomic profiling in head and neck tumors to identify treatment options: The WINTHER trial experience.
Annals of Oncology (Abstracts) Volume 31, Issue S4, S679. 2020.
DOI: 10.1016/j.annonc.2020.08.1076
IF: 32.976

Hernando-Calvo, A.; Rezqallah Aron, M.A.; Azaro Pedrazzoli, A.B.; Vieito, M.; Saavedra Santa Gadea, O.; Aguilar, S.; Galvao, V.; Berché, R.; Alonso Casal, G.; Bescós, C.; De Pablo, A.; Lorente, J.; Giralt, J.; Benavente, S.; Temprana-Salvador, J.; Alberola, M.; Dientsmann, R.; Felip, E.; Garralda, E.; Braña, I.
Molecular enrichment and outcomes based on ESCAT levels in metastatic salivary gland tumors (mSGT) patients (pts) treated in early clinical trials.
Annals of Oncology (Abstracts) Volume 31, Issue S4, S662-S663. 2020.
DOI: 10.1016/j.annonc.2020.08.1033
IF: 32.976

Sierra, N.E.; Agell-Sogbe, A.; Pamias, J.; Bartlett, S.P.; Alonso, N.
Orthognatic Surgery.
In: Swanson J.W. (eds) Global Cleft Care in Low-Resource Settings. Springer, Cham. 2020.
DOI: 10.1007/978-3-030-59105-2_23
IF: –

VIEW ALL PUBLICATIONS >

© FIR-HUVH Fundació Institut de Recerca Hospital Universitari Vall d'Hebron 2019 | Developed by: ondeuev

Research in Surgery

Overview

The area of Research in Surgery includes more than 50 investigators distributed in five groups of research focused respectively on general and thoracic surgery, cranio-maxillofacial surgery, spinal disorders, skeletal reconstructive surgery and musculoskeletal tissue engineering. Their activity combines basic and clinical research together with robotics and virtual surgical planning. Their aims are to advance in the understanding of the causes and mechanisms underlying surgical pathologies, to deliver new knowledge and better integrated patient-centered solutions, improving surgical care and outcomes.

Publications

111	446	4.02
TOTAL	IMPACT FACTOR	AVERAGE IMPACT FACTOR

Reconstructive Surgery of the Locomotor System

Group Leader: Joan Minguell Monyart

team zoom download

Overview | Publications | Main research projects

21	112	5.32
TOTAL	IMPACT FACTOR	AVERAGE IMPACT FACTOR

SELECTED ARTICLES

The HIP ATTACK Investigators.
Accelerated surgery versus standard care in hip fracture (HIP ATTACK): an international, randomised, controlled trial.
Lancet. 2020 Feb 29; 395 (10225), 698 – 708.
DOI: 10.1016/S0140-6736(20)30058-1
IF: 60.392

Muñoz Vives JM, Jornet-Gibert M, Cámara-Cabrera J, Esteban PL, Brunet L, Delgado-Flores L, Camacho-Carrasco P, Torner P, Marcano-Fernández F; Spanish HIP-COVID Investigation Group.
Mortality Rates of Patients with Proximal Femoral Fracture in a Worldwide Pandemic: Preliminary Results of the Spanish HIP-COVID Observational Study.
J Bone Joint Surg Am. 2020 Jul 1;102(13):e69.
DOI: 10.2106/JBJS.20.00686
IF: 4.578

Ares O, Leon-Munoz VJ, Castellet E, Pelfort X, Hinarejos P, Amillo JR, Rios J, Torner P.
Translation and validation of the new knee society knee scoring system into Spanish: Spanish KSS translation.
Knee Surg Sports Traumatol Arthrosc. 2020 Oct 8.
DOI: 10.1007/s00167-020-06225-9
IF: 3.166

Lakhani K, Minguell J, Guerra-Farfan E, Lara Y, Jambrina U, Pijoan J, Nunez JH.
Nosocomial infection with SARS-CoV-2 and main outcomes after surgery within an orthopaedic surgery department in a tertiary trauma centre in Spain.
Int Orthop. 2020 Sep 11.
DOI: 10.1007/s00264-020-04798-1
IF: 2.854

Porcel-Vazquez JA, Andres-Peiro JV, Garcia-Sanchez Y, Guerra-Farfan E, Mestre-Torres J, Minguell-Monyart J, Molero-Garcia V, Selga Marsa J, Tomas-Hernandez J, Villar-Casares MDM, Bhandari M, Teixidor-Serra J.
Usefulness of PCR Screening in the Initial Triage of Trauma Patients During COVID-19 Pandemic.
J Orthop Trauma. 2020 Oct;34(10):e377-e381.
DOI: 10.1097/BOT.0000000000001903
IF: 1.897

VIEW ALL PUBLICATIONS >

© FIR-HUVH Fundació Institut de Recerca Hospital Universitari Vall d'Hebron 2019 | Developed by: ondeuev

Research in Surgery

Overview

The area of Research in Surgery includes more than 50 investigators distributed in five groups of research focused respectively on general and thoracic surgery, cranio-maxillofacial surgery, spinal disorders, skeletal reconstructive surgery and musculoskeletal tissue engineering. Their activity combines basic and clinical research together with robotics and virtual surgical planning. Their aims are to advance in the understanding of the causes and mechanisms underlying surgical pathologies, to deliver new knowledge and better integrated patient-centered solutions, improving surgical care and outcomes.

Publications

111	446	4.02
TOTAL	IMPACT FACTOR	AVERAGE IMPACT FACTOR

Musculoskeletal Tissue Engineering

Group Leader: Roberto Vélez Villa



team zoom download

11	41	3.70
TOTAL	IMPACT FACTOR	AVERAGE IMPACT FACTOR

SELECTED ARTICLES

López-Fernández A, Barro V, Ortiz-Hernández M, Manzanares MC, Vivas D, Vives J, Vélez R, Ginebra MP, Aguirre M.
Effect of Allogeneic Cell-Based Tissue-Engineered Treatments in a Sheep Osteonecrosis Model.
Tissue Eng Part A. 2020 Sep;26(17-18):993-1004.
DOI: 10.1089/ten.TEA.2019.0339
IF: 3.845

García de Frutos A, González-Tartière P, Coll Bonet R, Ubierna Garcés MT, Del Arco Churruca A, Rivas García A, Matamalas Adrover A, Saló Bru G, Velazquez JJ, Vila-Canet G, García-Lopez J, Vives J, Codinach M, Rodriguez L, Bagó Granell J, Càceres Palou E.
Randomized clinical trial: expanded autologous bone marrow mesenchymal cells combined with allogeneic bone tissue, compared with autologous iliac crest graft in lumbar fusion surgery.
Spine J. 2020 Dec;20(12):1899-1910.
DOI: 10.1016/j.spinee.2020.07.014
IF: 3.19

Vivas D, Grau-Vorster M, Oliver-Vila I, García-López J, Vives J.
Evaluation of a cell-based osteogenic formulation compliant with good manufacturing practice for use in tissue engineering.
Mol Biol Rep. 2020 Jul;47(7):5145-5154.
DOI: 10.1007/s11033-020-05588-z
IF: 1.40

Samarkanova D, Rodríguez L, Vives J, Coll R, Tahull E, Azqueta C, Valdivia E, Codinach M, Farssac E, Gaitan J, Escudero JR, Querol S.
Cord blood-derived platelet concentrates as starting material for new therapeutic blood components prepared in a public cord blood bank: from product development to clinical application.
Blood Transfus. 2020 May;18(3):208-216.
DOI: 10.2450/2020.0305-19
IF: 3.66

VIEW ALL PUBLICATIONS >

© FIR-HUVH Fundació Institut de Recerca Hospital Universitari Vall d'Hebron 2019 | Developed by: ondeuev

Research in Surgery

Overview

The area of Research in Surgery includes more than 50 investigators distributed in five groups of research focused respectively on general and thoracic surgery, cranio-maxillofacial surgery, spinal disorders, skeletal reconstructive surgery and musculoskeletal tissue engineering. Their activity combines basic and clinical research together with robotics and virtual surgical planning. Their aims are to advance in the understanding of the causes and mechanisms underlying surgical pathologies, to deliver new knowledge and better integrated patient-centered solutions, improving surgical care and outcomes.

Publications

111	446	4.02
TOTAL	IMPACT FACTOR	AVERAGE IMPACT FACTOR

Spine Research Unit

Group Leader: Ferran Pellisé Urquiza

team zoom download

Overview | Publications | Main research projects

18	53	2.93
TOTAL	IMPACT FACTOR	AVERAGE IMPACT FACTOR

SELECTED ARTICLES

García de Frutos A, González-Tartière P, Coll Bonet R, Ubierna Garcés MT, Del Arco Churruca A, Rivas García A, Matamalas Adrover A, Saló Bru G, Velazquez JJ, Vila-Canet G, García-Lopez J, Vives J, Codinach M, Rodriguez L, Bagó Granell J, Càceres Palou E.
Randomized clinical trial: expanded autologous bone marrow mesenchymal cells combined with allogeneic bone tissue, compared with autologous iliac crest graft in lumbar fusion surgery.
Spine J. 2020 Jul 28:S1529-9430(20)31003-2.
DOI: 10.1016/j.spinee.2020.07.014
IF: 3.191

Pizones J, Moreno-Manzanaro L, Sánchez Perez-Grueso FJ, Vila-Casademunt A, Yilgor C, Boissiere L, Alanay A, Kleinstück F, R Acaroglu E, Pellisé F, Obeid I, ESSG European Spine Study Group.
Effect of lumbar pedicle subtraction osteotomy level on lordosis distribution and shape.
Eur Spine J. 2020 Jun;29(6):1388-1396.
DOI: 10.1007/s00586-020-06421-8
IF: 2.458

Hayashi K, Boissière L, Cawley DT, Larrieu D, Kieser D, Berjano P, Lamartina C, Gupta M, Silvestre C, Protopsaltis T, Bourghli A, Pellisé F, Annis P, Papadopoulos EC, Kreichati G, Pizones J, Nakamura H, Ames CP, Obeid I.
A new classification for coronal malalignment in adult spinal deformity: a validation and the role of lateral bending radiographs.
Eur Spine J. 2020 Sep;29(9):2287-2294.
DOI: 10.1007/s00586-020-06513-5
IF: 2.458

Saigal R, Lau D, Berven SH, Carreon L, Dekutoski MB, Kebaish KM, Qiu Y, Matsuyama Y, Kelly M, Dahl BT, Mehdian H, Pellisé F, Lewis SJ, Cheung KM, Shaffrey CI, Fehlings MG, Lenke LG, Ames CP; AOSpine Knowledge Forum Deformity.
Impact of New Motor Deficit on HRQOL after Adult Spinal Deformity Surgery: Subanalysis from Scoli Risk 1 Prospective Study.
Spine (Phila Pa 1976). 2020 Dec 7. Epub ahead of print.
DOI: 10.1097/BRS.0000000000003852
IF: 2.646 – Q2

Fujishiro T, Boissière L, Cawley DT, Larrieu D, Gille O, Vital JM, Pellisé F, Pérez-Grueso FJS, Kleinstück F, Acaroglu E, Alanay A, Obeid I; European Spine Study Group, ESSG.
Clinical Performance and Concurrent Validity of the Adult Spinal Deformity Surgical Decision-making Score.
Spine (Phila Pa 1976). 2020 Jul 15;45(14):E847-E855.
DOI: 10.1097/BRS.0000000000003434
IF: 2.646 – Q2

VIEW ALL PUBLICATIONS >

© FIR-HUVH Fundació Institut de Recerca Hospital Universitari Vall d'Hebron 2019 | Developed by: ondeuev

Research in Surgery

Overview

The area of Research in Surgery includes more than 50 investigators distributed in five groups of research focused respectively on general and thoracic surgery, cranio-maxillofacial surgery, spinal disorders, skeletal reconstructive surgery and musculoskeletal tissue engineering. Their activity combines basic and clinical research together with robotics and virtual surgical planning. Their aims are to advance in the understanding of the causes and mechanisms underlying surgical pathologies, to deliver new knowledge and better integrated patient-centered solutions, improving surgical care and outcomes.

Publications

111	446	4.02
TOTAL	IMPACT FACTOR	AVERAGE IMPACT FACTOR

General Surgery

Group Leader: Manuel Armengol Carrasco

team zoom download

Overview | Publications | Main research projects | Patents

62	254	4.10
TOTAL	IMPACT FACTOR	AVERAGE IMPACT FACTOR

SELECTED ARTICLES

Dell-Kuster S, Gomes NV, Gawria L, Aghlmandi S, Aduse-Poku M, Bissett I, Blanc C, Brandt C, Ten Broek RB, Bruppacher HR, Clancy C, Delrio P, Espin E, Galanos-Demiris K, Gecim IE, Ghaffari S, Giac O, Goebel B, Hahnloser D, Herbst F, Orestis I, Joller S, Kang S, Martín R, Mayr J, Meier S, Murugesan J, Nally D, Ozcelik M, Pace U, Passeri M, Rabanser S, Ranter B, Rega D, Ridgway PF, Rosman C, Schmid R, Schumacher P, Solis-Pena A, Villarino L, Vrochides D, Engel A, O'Grady G, Loveday B, Steiner LA, Van Goor H, Bucher HC, Clavien PA, Kirchhoff P, Rosenthal R.
Prospective validation of classification of intraoperative adverse events (ClassIntra): international, multicentre cohort study.
BMJ. 2020 Aug 25;370:m2917.
DOI: 10.1136/bmj.m2917
IF: 30.22 – Q1

Saez-Gimenez B, Berastegui C, Barrecheguren M, Revilla-Lopez E, Los Arcos I, Alonso R, Aguilar M, Mora VM, Otero I, Reig JP, Quezada CA, Perez V, Valle M, Laporta R, Deu M, Sacanell J, Bravo C, Gavalda J, Lopez-Meseguer M, Monforte V.
COVID-19 in lung transplant recipients: A multicenter study.
Am J Transplant. 2020 Oct 22.
DOI: 10.1111/ajt.16364
IF: 7.338 – Q1

Espin Basany E, Solis-Pena A, Pellino G, Kreisler E, Fraccalvieri D, Muinelo-Lorenzo M, Maseda-Diaz O, Garcia-Gonzalez JM, Santamaria-Olabarrie, Codina-Cazador A, Biondo S.
Preoperative oral antibiotics and surgical-site infections in colon surgery (ORALEV): a multicentre, single-blind, pragmatic, randomised controlled trial.
Lancet Gastroenterol Hepatol. 2020 Aug;5(8):729-738. Epub 2020 Apr 21.
DOI: 10.1016/S2468-1253(20)30075-3
IF: 14.789 – Q1

Vilallonga R, Curbelo Y, Sanchez-Cordero S, Roriz-Silva R, Bademci R, Torres AJ.
Laparoscopic Conversion from Single Anastomosis Duodeno-Jejunal Bypass with Sleeve Gastrectomy (SADJ-S) to Roux-en-Y Gastric Bypass (GBP): Improving Unsatisfactory Outcomes.
Obes Surg. 2020 Jan;30(1):365-368.
DOI: 10.1007/s11695-019-03994-2
IF: 3.412 – Q1

Biondo S, Trenti L, Espin E, Bianco F, Barrios O, Falato A, De Franciscis S, Solis A, Kreisler E.
Two-Stage Turnbull-Cutait Pull-Through Coloanal Anastomosis for Low Rectal Cancer: A Randomized Clinical Trial.
JAMA Surg. 2020 Jun 3:e201625.
DOI: 10.1001/jamasurg.2020.1625
IF: 13.625 – Q1

VIEW ALL PUBLICATIONS >

Research Areas

Oncology

Vascular Biology and Metabolism (VAM)

Neurosciences

Infectious Diseases

Digestive and Liver Diseases / Nursing

Immunomediated Diseases and Innovative Therapies

< Research in Surgery

Obstetrics, Pediatrics and Genetics

© FIR-HUVH Fundació Institut de Recerca Hospital Universitari Vall d'Hebron 2019 | Developed by: ondeuev

Vall d'Hebron Institut de Recerca | Vall d'Hebron

Obstetrics, Pediatrics and Genetics

Overview

The Obstetrics, Pediatrics and Genetics area is focused on the research on the congenital malformations and pediatric diseases. The Fetal Maternal Medicine group creates synergies through the combined work of basic science researchers and clinical investigators in the preclinical basis of placental insufficiency complications and congenital heart disease. The Bio-Cell Fetal group, recently incorporated, studies basic pathophysiological mechanisms of fetal and pediatric congenital malformations, while the Growth and Development group does research on pediatric endocrine diseases. There is also a Genetics Medicine group that combines genetic diagnosis and research and is pioneer in Spain.

Publications

95	406	4.28
TOTAL	IMPACT FACTOR	AVERAGE IMPACT FACTOR

SELECT RESEARCH GROUP

© FIR-HUVH Fundació Institut de Recerca Hospital Universitari Vall d'Hebron 2019 | Developed by: ondeuev

Obstetrics, Pediatrics and Genetics

Overview

The Obstetrics, Pediatrics and Genetics area is focused on the research on the congenital malformations and pediatric diseases. The Fetal Maternal Medicine group creates synergies through the combined work of basic science researchers and clinical investigators in the preclinical basis of placental insufficiency complications and congenital heart disease. The Bio-Cell Fetal group, recently incorporated, studies basic pathophysiological mechanisms of fetal and pediatric congenital malformations, while the Growth and Development group does research on pediatric endocrine diseases. There is also a Genetics Medicine group that combines genetic diagnosis and research and is pioneer in Spain.

Publications

95	406	4.28
TOTAL	IMPACT FACTOR	AVERAGE IMPACT FACTOR

Fetal Maternal Medicine

Group Leader: Elena Carreras Moratonas

team zoom download

Overview | Publications | Main research projects

32	111	3.48
TOTAL	IMPACT FACTOR	AVERAGE IMPACT FACTOR

SELECTED ARTICLES

Mendoza M, Garcia-Ruiz I, Maiz N, Rodo C, Garcia-Manau P, Serrano B, Lopez-Martinez RM, Balcells J, Fernandez-Hidalgo N, Carreras E, Suy A.
Pre-eclampsia-like syndrome induced by severe COVID-19: a prospective observational study.
BJOG. 2020 Oct;127(11):1374-1380. Epub 2020 Jun 21.
DOI: 10.1111/1471-0528.16339
IF: 4.663

Garcia-Manau P, Garcia-Ruiz I, Rodo C, Sulleiro E, Maiz N, Catalan M, Fernández-Hidalgo N, Balcells J, Antón A, Carreras E, Suy A.
Fetal Transient Skin Edema in Two Pregnant Women With Coronavirus Disease 2019 (COVID-19).
Obstet Gynecol. 2020 Nov;136(5):1016-1020.
DOI: 10.1097/AOG.0000000000004059
IF: 5.524

Sánchez-Durán MÁ, Higueras MT, Avilés-García M, Maiz N, Rodríguez-Aliberas M, Arévalo S, Vázquez E, Ruiz Campillo CW, Carreras E.
Perinatal outcomes and central nervous system abnormalities following intrauterine fetal transfusion: 17 years' experience in a tertiary center.
Transfusion. 2020 Nov;60(11):2557-2564. Epub 2020 Sep 21.
DOI: 10.1111/trf.16087
IF: 2.8

Tollenaar LSA, Slaghekke F, Lewi L, Ville Y, Lanna M, Weingertner A, Ryan G, Arévalo S, Khalil A, Brock CO, Klaritsch P, Hecher K, Gardener G, Bevilacqua E, Kostyukov KV, Bahtiyar MO, Kilby MD, Tiblad E, Oepkes D, Lopriore E; Collaborators.
Treatment and outcome of 370 cases with spontaneous or post-laser twin anemia-polycythemia sequence managed in 17 fetal therapy centers.
Ultrasound Obstet Gynecol. 2020 Sep;56(3):378-387.
DOI: 10.1002/uog.22042
IF: 5.571

Soriano-Arandes A, Frick MA, García López-Hortelano M, Sulleiro E, Rodó C, Sánchez-Seco MP, Cabrera-Lafuente M, Suy A, De la Calle M, Santos M, Antolin E, Viñuela MDC, Espiau M, Salazar A, Guarch-Ibáñez B, Vázquez A, Navarro-Morón J, Ramos-Amador JT, Martin-Nalda A, Dueñas E, Blázquez-Gamero D, Reques-Cosme R, Olabarrieta I, Prieto L, De Ory F, Thorne C, Byrne T, Ades AE, Ruiz-Burga E, Giaquinto C, Mellado-Peña MJ, García-Alix A, Carreras E, Soler-Palacín P.Clinical Outcomes of a Zika Virus Mother-Child Pair Cohort in Spain.
Pathogens. 2020 May 7;9(5):352.
DOI: 10.3390/pathogens9050352
IF: 3.018

VIEW ALL PUBLICATIONS >

Research Areas

Oncology

Vascular Biology and Metabolism (VAM)

Neurosciences

Infectious Diseases

Digestive and Liver Diseases / Nursing

Immunomediated Diseases and Innovative Therapies

Research in Surgery

< Obstetrics, Pediatrics and Genetics

© FIR-HUVH Fundació Institut de Recerca Hospital Universitari Vall d'Hebron 2019 | Developed by: ondeuev

Obstetrics, Pediatrics and Genetics

Overview

The Obstetrics, Pediatrics and Genetics area is focused on the research on the congenital malformations and pediatric diseases. The Fetal Maternal Medicine group creates synergies through the combined work of basic science researchers and clinical investigators in the preclinical basis of placental insufficiency complications and congenital heart disease. The Bio-Cell Fetal group, recently incorporated, studies basic pathophysiological mechanisms of fetal and pediatric congenital malformations, while the Growth and Development group does research on pediatric endocrine diseases. There is also a Genetics Medicine group that combines genetic diagnosis and research and is pioneer in Spain.

Publications

95	406	4.28
TOTAL	IMPACT FACTOR	AVERAGE IMPACT FACTOR

Genetics Medicine

Group Leader: Eduardo F. Tizzano Ferrari

team zoom download

Overview | Publications | Main research projects

23	129	5.59
TOTAL	IMPACT FACTOR	AVERAGE IMPACT FACTOR

SELECTED ARTICLES

Cuscó I, Bernal S, Blasco-Pérez L, Calucho M, Alias L, Fuentes-Prior P, Tizzano EF.
Practical guidelines to manage discordant situations of SMN2 copy number in patients with spinal muscular atrophy.
Neurol Genet. 2020 Nov 18;6(6):e530.
DOI: 10.1212/NXG.0000000000000530
IF: 3.509

Rovira-Moreno E, Abuli A, Codina-Sola M, Valenzuela I, Serra-Juhe C, Cuscó I, Borregán M, Cueto-González A, Vendrell T, López-Grondona F, Brun-Gasca C, Brignani E, Martínez-Ribot L, Garci-Espejo R, Cruz J, García-Arumí E, Tizzano EF.
Beyond the disease itself: A cross-cutting educational initiative for patients and families with rare diseases.
J Genet Couns. 2020 Nov 3.
DOI: 10.1002/jgc4.1354
IF: 2.149

Valenzuela I, Codina M, Fernández-Álvarez P, Mur P, Valle L, Tizzano EF, Cuscó I.
Expanding the phenotype of cerebellar-facial-dental syndrome: Two siblings with a novel variant in BRF1.
Am J Med Genet A. 2020 Nov;182(11):2742-2745. Epub 2020 Sep 8.
DOI: 10.1002/ajmg.a.61839
IF: 2.146

Dangouloff T, Burghes A, Tizzano EF, Servais L; NBS SMA Study Group.
244th ENMC international workshop: Newborn screening in spinal muscular atrophy May 10-12, 2019, Hoofdorp, The Netherlands.
Neuromuscul Disord. 2020 Jan;30(1):93-103. Epub 2019 Nov 9.
DOI: 10.1016/j.nmd.2019.11.002
IF: 4.296

Kirschner J, Butoianu N, Goemans N, Haberlova J, Kostera-Pruszczyk A, Mercuri E, van der Pol WL, Quijano-Roy S, Sejersen T, Tizzano EF, Ziegler A, Servais L, Muntoni F.
European ad-hoc consensus statement on gene replacement therapy for spinal muscular atrophy.
Eur J Paediatr Neurol. 2020 Sep;28:38-43. Epub 2020 Jul 9.
DOI: 10.1016/j.ejpn.2020.07.001
IF: 3.14

VIEW ALL PUBLICATIONS >

© FIR-HUVH Fundació Institut de Recerca Hospital Universitari Vall d'Hebron 2019 | Developed by: ondeuev

Obstetrics, Pediatrics and Genetics

Overview

The Obstetrics, Pediatrics and Genetics area is focused on the research on the congenital malformations and pediatric diseases. The Fetal Maternal Medicine group creates synergies through the combined work of basic science researchers and clinical investigators in the preclinical basis of placental insufficiency complications and congenital heart disease. The Bio-Cell Fetal group, recently incorporated, studies basic pathophysiological mechanisms of fetal and pediatric congenital malformations, while the Growth and Development group does research on pediatric endocrine diseases. There is also a Genetics Medicine group that combines genetic diagnosis and research and is pioneer in Spain.

Publications

95	406	4.28
TOTAL	IMPACT FACTOR	AVERAGE IMPACT FACTOR

CIBBIM – Nanomedicine. Bioengineering, Cell Therapy and Surgery in Congenital Malformation:

Group Leader: Manuel López Paredes

team | zoom | download

Overview | Publications | Main research projects

17	52	3.09
TOTAL	IMPACT FACTOR	AVERAGE IMPACT FACTOR

SELECTED ARTICLES

Baiges A, Turon F, Simon-Talero M, Tasayco S, Bueno J, Zekrini K, Plessier A, Franchi-Abella S, Guerin F, Mukund A, Eapen CE, Goel A, Shyamkumar NK, Coenen S, De Gottardi A, Majumdar A, Onali S, Shukla A, Carrilho Flair J, Nacif L, Primignani M, Tosetti G, La Mura V, Nevens F, Witters P, Tripathi D, Tellez L, Martinez J, Alvarez-Navascues C, Fraile M, Procopet B, Piscaglia F, de Koning B, Llop E, Romero Cristobal M, Tjwa E, Monescillo-Francia A, Senzolo M, Perez-LaFuente M, Segarra A, Sarin Shiv K, Hernandez-Gea V, Patch D, Laleman W, Hartog H, Valla D, Genesca J, Garcia-Pagan Joan C, Garcia-Criado A, Darnell A, Belmonte E, Ferrusquia-Acosta J, Magaz M, Vidal-Gonzalez J, Horia S, Nicoara-Farcau O, Joseph P, Zachariah U, Moses V, Mammen S, Ahmed M, Koshy G, Eapen A, Sajith KG, Vyas FL, Raju RS, Rymbai ML, Arulkumar S, Ramachandran J, Elias E.
Congenital extrahepatic portosystemic shunts (Abernethy malformation): An international observational study.
Hepatology. 2020 Feb;71(2):658-669.
DOI: 10.1002/hep.30817
IF: 14.679

Bernabeu JQ, Juamperez J, Mercadal-Hally M, King ML, Ortega J, Molino JA, Abu-Suboh M, Dot J, Nuno R, Montferrer N, Armengol JR, Charco R.
Endoscopic variceal ligation as primary prophylaxis for upper GI bleeding in children.
Gastrointest Endosc. 2020 Aug;92(2):269-275. Epub 2020 Feb 29.
DOI: 10.1016/j.gie.2020.02.035
IF: 6.89

Marmolejo-Martinez-A, Romeo-Guitart D, Venegas V, Marotta M, Casas C.
NeuroHeal Improves Muscle Regeneration after Injury.
Cells. 2020 Dec 24;10(1).
DOI: 10.3390/cells10010022
IF: 4.366

Lopez-Gonzalez M, Munoz M, Perez-Beltran V, Cruz A, Gander R, Ariceta G.
Linear Growth in Pediatric Kidney Transplant Population.
Front Pediatr. 2020 Dec 8;8:569616.
DOI: 10.3389/fped.2020.569616
IF: 2.634

Midrio P, van Rooij IALM, Brisighelli G, Garcia A, Fanjul M, Broens P, Iacobelli BD, Gine C, Lisi G, Sloots CEJ, Fascetti Leon F, Morandi A, van der Steeg H, Giuliani S, Grasshoff-Derr S, Lacher M, de Blaauw I, Jenetzky E.
Inter- and Intraobserver Variation in the Assessment of Preoperative Colostograms in Male Anorectal Malformations: An ARM-Net Consortium Survey.
Front Pediatr. 2020 Sep 18;8:571.
DOI: 10.3389/fped.2020.00571
IF: 2.634

VIEW ALL PUBLICATIONS >

© FIR-HUVH Fundació Institut de Recerca Hospital Universitari Vall d'Hebron 2019 | Developed by: ondeuev

Obstetrics, Pediatrics and Genetics

Overview

The Obstetrics, Pediatrics and Genetics area is focused on the research on the congenital malformations and pediatric diseases. The Fetal Maternal Medicine group creates synergies through the combined work of basic science researchers and clinical investigators in the preclinical basis of placental insufficiency complications and congenital heart disease. The Bio-Cell Fetal group, recently incorporated, studies basic pathophysiological mechanisms of fetal and pediatric congenital malformations, while the Growth and Development group does research on pediatric endocrine diseases. There is also a Genetics Medicine group that combines genetic diagnosis and research and is pioneer in Spain.

Publications

95	406	4.28
TOTAL	IMPACT FACTOR	AVERAGE IMPACT FACTOR

Growth and Development

Group Leader: Antonio Moreno Galdó

team zoom download

Overview | Publications | Main research projects

27	124	4.60
TOTAL	IMPACT FACTOR	AVERAGE IMPACT FACTOR

SELECTED ARTICLES

Baz-Redón N, Rovira-Amigo S, Fernández-Cancio M, Castillo-Corullón S, Cols M, Caballero-Rabasco MA, Asensio Ó, Martín de Vicente C, Martínez-Colls MDM, Torrent-Vernetta A, de Mir-Messa I, Gartner S, Iglesias-Serrano I, Díez-Izquierdo A, Polverino E, Amengual-Pieras E, Amaro-Rodríguez R, Vendrell M, Mumany M, Pascual-Sánchez MT, Pérez-Dueñas B, Reula A, Escribano A, Dasí F, Armengot-Carceller M, Garrido-Pontnou M, Camats-Tarruella N, Moreno-Galdó A.
Immunofluorescence Analysis as a Diagnostic Tool in a Spanish Cohort of Patients with Suspected Primary Ciliary Dyskinesia.
J Clin Med. 2020 Nov 9;9(11):3603.
DOI: 10.3390/jcm9113603
IF: 3.30

Moreno-Galdó A, Pérez-Yarza EG, Ramilo O, Rubí T, Escribano A, Torres A, Sardón O, Oliva C, Pérez G, Cortell I, Rovira-Amigo S, Pastor-Vivero MD, Pérez-Frías J, Velasco V, Torres J, Figuerola J, Barrio MI, García-Hernández G, Mejías A; SAREPREM 3235 investigators.
Recurrent wheezing during the first 3 years of life in a birth cohort of moderate-to-late preterm infants.
Pediatr Allergy Immunol. 2020 Feb;31(2):124-132.
DOI: 10.1111/pai.13134
IF: 4.70

Parween S, Fernández-Cancio M, Benito-Sanz S, Camats N, Rojas Velazquez MN, López-Siguero JP, Udhane SS, Kagawa N, Flück CE, Audí L, Pandey AV.
Molecular Basis of CYP19A1 Deficiency in a 46,XX Patient With R550W Mutation in POR: Expanding the PORD Phenotype.
J Clin Endocrinol Metab. 2020 Apr 1;105(4):dgaa076.
DOI: 10.1210/clinem/dgaa076
IF: 5.40

Camats N, Flück CE, Audí L.
Oligogenic Origin of Differences of Sex Development in Humans.
Int J Mol Sci. 2020 Mar 6;21(5):1809.
DOI: 10.3390/ijms21051809
IF: 4.56

Argiz L, Infante S, Machinena A, Pascal M, Echeverria L, Barni S, Garriga-Baraut T, Arasi S, Moure JD, Gomez-Carballa A, Martinon-Torres F, Boyle RJ, Vazquez-Ortiz M; BIO-FPIES study network.
Reactions on re-exposure following negative and inconclusive follow-up food challenges in children with acute FPIES.
J Allergy Clin Immunol Pract. 2020 Oct;8(9):3228-3231.e3.
DOI: 10.1016/j.jaip.2020.05.040
IF: 7.57

VIEW ALL PUBLICATIONS >

© FIR-HUVH Fundació Institut de Recerca Hospital Universitari Vall d'Hebron 2019 | Developed by: ondeuev

Vall d'Hebron Institute of Oncology

Vall d'Hebron Barcelona Hospital Campus

Facts and Figures

RESEARCH ACTIVITIES
• Publications
Research Projects and Networks
Clinical Trials
Events and Activities
Patient Participation in Research (Biomedical Research)
Thesis
RESOURCES
VHIR STATISTICS
VHIR Report

Publications

1453 Nº OF PUBLICATIONS

8149 TOTAL IF

5.61 AVERAGE IF

57.7% Q1

21.8% Q2

40.7% Q1+Q2

2.46 CROWN (2016-2020)

24.0% HCPI10% (2016-2020)

50.3% Q1 IN LEADERSHIP

50.8% % OPEN ACCESS

51.9% % INT. COLLABORATION

42.1% % FEMALE IN LEADERSHIP

Evolution in the last 5 years

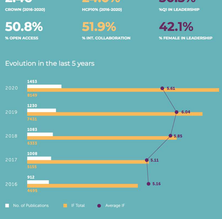

Publications by type

	NO. OF PUBLICATIONS	TOTAL IF	AVERAGE IF
Articles	1172	6442	5.50
Reviews	141	1121	8.06
Editorials	67	347	5.18
Scientific Letters	33	259	7.84
Total(*)	1453	8149	5.61
(*)Clinical Trials	99	1145	11.69
(*)Clinical Guidelines	70	375	5.36

Distribution of publications per quartiles and first deciles

57.7% QUARTILE 1

21.8% DECILE 1

23.5% QUARTILE 2

18.9% QUARTILES 3+4

	NO. OF PUBLICATIONS	%	% OF 1ST QUARTILE
Q1	838	57.7%	
Q2	341	23.5%	
Q1+Q2	1179	81.1%	
TOTAL	1453	100%	
D1	317	21.8%	37.7%

Publications by areas & Groups

	NO. OF PUBLICATIONS	%Q1	TOTAL IF	AVERAGE IF
VHIR	1453	57.7%	8149	5.61
AREAS				
Oncology	174	56.3%	1016	5.92
Vascular Biology and Metabolism (VAM)	281	63.0%	1353	4.81
Neuroscienceс	219	38.3%	1800	8.21
Infectious Diseases	298	53.0%	1734	5.82
Digestive and Liver Diseases	129	65.1%	952	7.38
Immunomediated Diseases and Innovative Therapies	268	59.3%	1598	5.96
Research in Surgery	111	37.8%	446	4.02
Obstetrics, Pediatrics and Genetics	95	52.6%	406	4.28

Normalized Impact & Excellence by areas (*)

Crown Index 2016-2020

Highly Cited Papers 10% (HCPI10%) 2016-2020

(*)CROWN and HCPI10% indicators take into account articles and reviews from 2016 to 2020, and are calculated using Clarivate's ESI (Essential Science Indicators) baseline citation rates and baseline percentiles from its 12/06/2021 update. Citation count is not fractional.
CROWN indicator analyses the relative number of citations to publications, compared to the global average of citations to publications of the same type, year of publication and thematic area, being 1 the baseline or world average.
HCPI10% (Highly Cited Papers 10%) shows the publications (reviews) in 10% of the world's most cited publications of the same type, year of publication and subject area, being 10% the expected value (higher is better).
Citations to calculate the CROWN and HCPI10% indicators were downloaded from Clarivate Web of Science on 10/01/2022.

Leadership by areas (**)

	%LEADERSHIP	%Q1 IN LEADERSHIP	%FEMALE IN LEADERSHIP
VHIR	42.7%	50.3%	42.1%
AREAS			
Oncology	16.1%	67.9%	39.8%
Vascular Biology and Metabolism (VAM)	27.4%	50.8%	43.4%
Neuroscienceс	28.8%	62.6%	49.2%
Infectious Diseases	37.9%	54.0%	30.3%
Digestive and Liver Diseases	32.0%	40.0%	40.3%
Immunomediated Diseases and Innovative Therapies	30.8%	53.7%	43.7%
Research in Surgery	22.5%	64.0%	16.7%
Obstetrics, Pediatrics and Genetics	36.8%	34.3%	50.0%

(**)Leadership indicators take into account first, last and/or corresponding author

International collaborations

3358 TOTAL

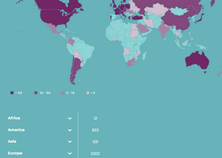

Africa	12
America	833
Asia	59
Europe	2012
Oceania	42

International collaboration by areas

	% INT. COLLABORATION
VHIR	51.9%
AREAS	
Oncology	47.7%
Vascular Biology and Metabolism (VAM)	40.2%
Neuroscienceс	63.3%
Infectious Diseases	46.3%
Digestive and Liver Diseases	48.7%
Immunomediated Diseases and Innovative Therapies	44.8%
Research in Surgery	52.3%
Obstetrics, Pediatrics and Genetics	42.1%

Open access (***)



50.8% OPEN ACCESS

49.2% CLOSED & BRONZE ACCESS

(***)Open Access takes into account green, gold and hybrid route publications, according to the Unpaywall database.

Open Access by areas

	% OPEN ACCESS
VHIR	50.8%
AREAS	
Oncology	51.7%
Vascular Biology and Metabolism (VAM)	43.9%
Neuroscienceс	37.9%
Infectious Diseases	50.3%
Digestive and Liver Diseases	54.3%
Immunomediated Diseases and Innovative Therapies	51.2%
Research in Surgery	36.9%
Obstetrics, Pediatrics and Genetics	48.1%

Publications in high influence journals(****)

Journal	NO. OF PUBLICATIONS	JOURNAL'S % IMPACT FACTOR (JCR 2019)
NEW ENGLAND JOURNAL OF MEDICINE	1	74.699
LANCET	3	60.392
JAMA-JOURNAL OF THE AMERICAN MEDICAL ASSOCIATION	1	45.540
NATURE	1	42.778
SCIENCE	2	41.845
BMJ-British Medical Journal	1	30.223
LANCET NEUROLOGY	4	30.039
NATURE GENETICS	1	27.603
Nature Reviews Neurology	5	27.000
Lancet Diabetes & Endocrinology	1	25.261
Lancet Respiratory Medicine	1	25.084
JAMA Oncology	1	24.799
LANCET INFECTIOUS DISEASES	1	24.446
CIRCULATION	2	23.603
EUROPEAN HEART JOURNAL	4	22.673
ANNALS OF INTERNAL MEDICINE	1	21.317
Cell Stem Cell	1	20.860
JOURNAL OF THE AMERICAN COLLEGE OF CARDIOLOGY	1	20.589
JOURNAL OF HEPATOLOGY	15	20.582
ANNALS OF ONCOLOGY	1	18.274
INTENSIVE CARE MEDICINE	13	17.879
BLOOD	1	17.543
JAMA Psychiatry	1	17.471
AMERICAN JOURNAL OF RESPIRATORY AND CRITICAL CARE MEDICINE	2	17.452
GASTROENTEROLOGY	2	17.373
Nature Today	1	16.907
ANNALS OF THE RHEUMATIC DISEASES	1	16.103

(****)Publications in high influence journals are those published in journals with an Impact factor equal or superior to 15 according to JCR 2019

Methodology and Definitions

Mach indicators take into account articles, reviews, editorials and scientific letters published in journals indexed in Clarivate's JCR 2019 (Journal Citation Reports).

No ahead of print publications are taken into account.

© 2016-2024 Vall d'Hebron Institut de Recerca Hospital Universitari Vall d'Hebron (VHIR) | Developed by: endocan

Facts and Figures

RESEARCH ACTIVITIES

- Research Projects and Networks
- Clinical Trials
- Research Infrastructures
- Human Resources for Translational Biomedical Research
- Patents
- Spin-offs

VHIR STATISTICS

VHIR Report

Research Projects and Networks

19.86M€ RECORD FUNDING

7.22M€ 2020 NATIONAL FUNDING

5.79M€ 2020 AES PROYECTO INVESTIGACIÓN EN SALUD

1.73M€ MICINN – IRTOS PROJECTS

841K€ COVID-19 PROJECTS

731K€ LA MARATÓ TV3 MINORITY DISEASES

700K€ FUNDACIÓ LA LLUITA PER EL DIABETES PROJECT

6.88M€ EUROPEAN COMMISSION PROJECTS

560K€ EUROPEAN PHARMACEUTICAL COMPANIES PROJECTS

3.57M€ SECRETARIA DE SALUT, GENERALITAT DE CATALUNYA, PERSONAL MEDICINE & REGENERATION

138K€ FIRST INTERNATIONAL PROJECT IN PERSONAL MEDICINE & REGENERATION

EVOLUTION GRANTED PROJECTS

YEAR	International projects number	International projects granted	National projects number	National projects granted	Total projects number	Total €
2020	22	1.710M€	77	5.121M€	99	6.831M€
2019	21	8.204M€	75	6.224M€	96	14.428M€
2018	14	2.270M€	75	8.027M€	92	10.296M€
2017	15	2.204M€	75	6.224M€	90	14.428M€
2016	19	3.339M€	55	5.021M€	74	9.359M€

GRANTED PROJECTS (*)

119 TOTAL

97 NATIONALS

22 INTERNATIONALS

12 127 996.40€ NATIONAL FUNDING

7 732 904.10€ INTERNATIONAL FUNDING

19 860 900.50€ TOTAL FUNDING

(*) A project is considered granted on the date of resolution of the call

Granted projects Principal Investigator gender (**)

119 TOTAL

57 | 48% WOMEN

62 | 52% MEN

(**) Takes into accounts IP. 1.Rut not CoIP

NATIONAL	NUMBER OF GRANTED PROJECTS
Instituto de Salud Carlos III	34
Ministerio Economía, Industria y Competitividad	7
Fundació La Marató de TV3	6
Sociedad Española de Cardiología	4
AECC	3
Fundació "La"	2
Generalitat de Catalunya - Departament de Salut	2
Asociación Española Contra el Cáncer	2
CERCA (Centros de Recerca de Catalunya)	2
CENTRO ONKOLOGICO MOLECULAR SERVICIO NACIONAL DE SALUD	1
Fundación Queen Silvia Príncipe de Asturias	1
Fundación Instituto Valdecilla Marqués de Valdecilla	1
Salud Española Diabetes Infantiles Mixta Grupo Operativo	1
Fundación Española contra la Hipertensión Pulmonar	1
OLGAS SCIENCES SLU	1
Sociedad Española de Epilepsia	1
ARGAL ALIMENTACIÓN S.A.	1
Asociación Española de Oncología	1
SECAP	1
Sociedad Española de Oncología Médica	1
Institut Català d'Oncologia	1
Sociedad Española de Hematología	1
Salud Española Diabetes Infantiles Mixta Grupo Operativo	1
Fundación Española Del Corazón	1
TOTAL	97

INTERNATIONAL	NUMBER OF GRANTED PROJECTS
European Commission	12
The Innovative Medicines Initiative	2
Fragmentarium Congress International Association	2
AXL International Association	1
Solving KRAS Cancer	1
CENTRO ONKOMOLECULAR SL	1
CURIA S.A.	1
Scottish Research Society (SRS)	1
European Clinical and Coffin Foundation - ECCF	1
TOTAL	22

GRANTED RESEARCH PROJECTS BY RESEARCH AREA

Oncology	20
Vascular Biology and Metabolism (VMM)	20
Neuroscience	20
Infectious Diseases	14
Digestive and Liver Diseases	8
MTI: Immunomolecular Diseases and Innovate Therapies	7
Surgery	6
Obstetrics, Pediatrics and Genetics	5
OTHERS (**)	5

(**) Projects awarded to one the centres adscribed to any group of VHIR or that belong either to VHIR's structure or to any service or unit of the Vall d'Hebron University Hospital.

GRANTED IRBHH

Research positions granted

POSTDOCTORAL RESEARCHERS	
Sara Donell Fragueiro, (ERC10)	2
Junior Leader Incoming, (FUNDACIÓ LA CAIXA)	1
Investigador Postdoctoral, (AECC)	1
POST-MIR RESEARCHERS	
Ella Hartenga Fragueiro, (ERC10)	2
Beiqi Jiao-Lopez (FIS_2020)	1
Juan Rodón Fragueiro, (ERC10)	1
PREDOCTORAL RESEARCHERS	
Ana Ortiz, (AECC)	1
PI_ISCIII_2020	2
Predoc_CIHMR	4
Contractor Predoctoral Investigador_PFI_ISCIII2021	1
Doctorado Industrial(AI_ISCIII2019)	2
INFIRMIST Incoming_(FUNDACIÓ LA CAIXA)	1
RESEARCH STAFF SUPPORT	
Internal Practicies_(ERC10)	4
Institut_(ERC10)	2
TOTAL	19

ONGOING PROJECTS

Ongoing projects in 2020 (*)

354 TOTAL

273 NATIONALS

81 INTERNATIONALS

354 TOTAL

(*) A project is considered ongoing between the start and end date of its timeline, regardless the date of resolution of the call.

Ongoing projects Principal Investigator gender (**)

354 TOTAL

154 WOMEN

200 MEN

(**) Takes into accounts IP. 1.Rut not CoIP

CIBER

List of CIBER (Network Biomedical Research Center) projects with VHIR Involvement

TITLE	PROJECT MANAGER	RESEARCH GROUP
CIBER-BBN	Antonio Osuna, Xavier	CIBER-Bioinformatics Drug Delivery and Targeting
CIBERCV	Bertalda Ribó, José Antonio	Cardiovascular Diseases
CIBERDEM	Simó Carrasco, Rafael	Diabetes and Metabolism
CIBERehd	Cárceles Ferrer, Juan	Liver Diseases
CIBERESP	Fontdevi Pau, Juan Ignacio	Liver Diseases
CIBERFES	Rua Marta, Maria Alejandra	Liver Diseases
CIBERNED	Aguirre Vilaur, Fernando	Physiology and Pathophysiology of the Digestive Tract
CIBERER	Martí Sanes, Ramón	Neuromuscular and Mitochondrial Pathology
CIBERES	Moreno Castell, José Antonio	Growth and development
CIBERFES	Muñoz Call, Xavier	Rheumatology
CIBERISCIII	Nella Condorelli-Mus, Sandi	Clinical Research / Innovation in Rheumatics & Nephro (CIRIN)
CIBERONC	Ferrera Gonzáles, Ignacio	Cardiovascularly Pathology
CIBERONC	Ramon y Cajal Agüeras, Santiago	Translational Molecular Pathology
CIBERSAM	Ramos Quiroga, José Antonio	Psychiatry, Mental Health and Addictions
CIBERNED	Comella Carrera, Joan X.	Cell Signaling and Apoptosis
CIBERNED	Vila Bover, Miquel	Neurodegenerative Diseases

NETWORK

LIST OF ISCIII, MICINN AND EC THEMATIC NETWORK CENTERS THAT THE VHIR IS INVOLVED IN 2020

NETWORK	PROJECT MANAGER	DURATION
European Network on Hepatic Encephalopathy / Cirrosis Fatiga Syndrome (EURENHEPA)	Castro Hiarnes, Jesus	01/04/2016 - 31/01/2020
RETICS – Enfermedades Infecciosas	Almirante Grageras, Benito	01/01/2017 - 31/12/2021
RETICS – Enfermedades Renales	Sarrón Miraz, Daniel	01/01/2017 - 31/12/2021
RETICS – SEOA	Ribera Pascual, Esteve	01/01/2017 - 31/12/2021
RETICS – Enfermedades Tropicales	Molina Romero, Israel	01/01/2017 - 31/12/2021
RETICS – Enfermedades Vasculares Cerebrales (ictus)	Montaner Villalonga, Joan	01/01/2017 - 31/12/2021
RETICS – Enfermedades oculares	Garcia Arumí, José	01/01/2017 - 31/12/2021
RETICS - Esclerosis múltiple	Comabella Lopez, Manuel	01/01/2017 - 31/12/2021
RETICS – Reacciones Adversas a Allergenos y Fármacos	Labrador Horrillo, Miguel	01/01/2017 - 31/12/2021
Plataforma de Innovación en Tecnología Médica y Sanitaria (TIMES)	Arnal Anaya, Luis	02/01/2018 - 31/12/2021
Plataforma Red Nacional de Biobancos	Navas Carrillo, Isabel	02/01/2018 - 31/12/2021
Spanish Clinical Research Network (SCReN)	Fuentes Carrija, Inmaculada	02/01/2018 - 31/12/2021
Cognitive decline in Hepton-Neurology-European Cooperative Target	Ma Jiaé Sole Romero	24/02/2020 - 23/02/2024

CERCAT RECOGNISED GROUPS

List of VHIR's research groups recognized by the "Generalitat de Catalunya"

TITLE	PROJECT MANAGER	DURATION	CLASSIFICATION*
Liver Diseases	Carreras Ferrer, Joan	2020/2021 - 31/12/2022	CRC
Epilepsy Vall d'Hebron University Hospital	Santamarina Pérez, Esteve	2020/2021 - 31/12/2022	CRC
Infectious Diseases	Almirante Grageras, Benito	2020/2021 - 31/12/2022	CRC
Neuromuscular and Mitochondrial Pathology Group	Martí Sanes, Ramón	2020/2021 - 31/12/2022	CRC
Neuroscutar Diseases	Rosell Rosel, Anna	2020/2021 - 31/12/2022	CRC
Biomedical Research in Cancer Stem Cells	Llavero Pajares, Matilde	2020/2021 - 31/12/2022	CRC
Biomedical Research in Glaucoma - Animal model and cornea	Recio Conde , Juan Angel	2020/2021 - 31/12/2022	CRC
Glycosyzymes and targets of resistant prostate cancer	Pastuszkl Bernard, Rosanna	2020/2021 - 31/12/2022	CRC
Biomedical Research in Gynecology	Gil Moreno, Antonio	2020/2021 - 31/12/2022	CRC
CIBBIM- Nanomedicine: Drug Delivery and Targeting	Schwartz Navarro, Simon	2020/2021 - 31/12/2022	CRC
Clinical neuroimmunology. Centre d'Esclerosi Múltiple de Catalunya (Cemcat)	Montalban Gaitx, Xavier	2020/2021 - 31/12/2022	CRC
Clinical Research and Epidemiology in Pneumonia & Sepsis (CIRPS)	Nella Condorelli-Mus, Sandi	2020/2021 - 31/12/2022	CRC
Research in Maternal and Fetal Medicine	Carreras Hinojosa, Elena	2020/2021 - 31/12/2022	CRC
Research in Clinical Microbiology at Vall d'Hebron University Hospital	Pumarola Suñé, Tomás	2020/2021 - 31/12/2022	CRC
Musculoskeletal Tissue Engineering	Aguilera Campaña, Marius	2020/2021 - 31/12/2022	CRC
Research in general surgery (CRSG VHIR)	Armengol Carrasco, Manuel	2020/2021 - 31/12/2022	CRC
Autoimmunity and Immunology Research	Selva O'Callaghan, Albert	2020/2021 - 31/12/2022	CRC
Molecular Medical Imaging Research	Herranz Carnacho, José Ma	2020/2021 - 31/12/2022	CRC
Infection in Immunocompromised Pediatric Patients	Soler Palacín, Pere	2020/2021 - 31/12/2022	CORNE
Pulmonology Research	Farrer Sanchez, Jaume	2020/2021 - 31/12/2022	CRC
Apoptosis and Neuroregeneration	Comella Carrera, Joan Xavier	2020/2021 - 31/12/2022	CRC
Research in Neuroimmunology and Neurosurgery	Sahuquillo Barris, Joan	2020/2021 - 31/12/2022	CRC
Research in Pediatric Neurology	Macaya Ruiz, Alfons	2020/2021 - 31/12/2022	CRC
Diabetes and metabolism Research Group	Simó Carrasco, Rafael	2020/2021 - 31/12/2022	CRC
Shock, Organ Dysfunction & Resuscitation	Ferrer Roca, Ricard	2020/2021 - 31/12/2022	CRC
Research in Clinical Pharmacology	Soffera Vives, Luisa	2020/2021 - 31/12/2022	CRC
Psychiatry, Mental Health and Addictions	Casas Brugué, Miquel	2020/2021 - 31/12/2022	CRC
Translational Research in Child and Adolescent Cancer	Sánchez de Toledo Gutiérrez, Josep	2020/2021 - 31/12/2022	CRC
Research in Gynecoonkology	Garcia Alonso, José	2020/2021 - 31/12/2022	CRC
Cell Pathology	Vidalquadras Tataren, Anna	2020/2021 - 31/12/2022	CRC
Genetics Research	Ruiz Pons, Mariona	2020/2021 - 31/12/2022	CRC
Spina Bifida Research	Vallejo Urquiza, Ferran	2020/2021 - 31/12/2022	CRC
Group of Biomedical Research in Digestive Tract Tumors	Cervantes Ledesma, Antonio	2020/2021 - 31/12/2022	CRC
Digestive System Research Unit	Aguirre Vilaur, Fernando	2020/2021 - 31/12/2022	CRC
Urology Oncology	Rigola Ortega, Juan	2020/2021 - 31/12/2022	CRC
Vall d'Hebron Institute for Regenerative Medicine	Bachel Martí, Juan Ramón	2020/2021 - 31/12/2022	CRC
Engineering, Orthopaedics and Pediatric Surgery	García Poitevi/Da, Cesar Celso	2020/2021 - 31/12/2022	CRC
Diagnostic Hemostasis (DHem)	Bastida Ocaña, Eva	2020/2021 - 31/12/2022	CRC
Translational Molecular Pathology	Ramon y Cajal Agüeras, Santiago	2020/2021 - 31/12/2022	CRC
Cardiovascular Diseases	Ferrera Gonzáles, Ignacio	2020/2021 - 31/12/2022	CRC
Neurodegenerative diseases	Vila Bover, Miquel	2020/2021 - 31/12/2022	CRC

* Classification of Catalan Research Group (GRC/GIR):

CRC – Consolidated Group
CORNE – Organ Group
LRRM – Tissue Laboratory Group

DEFINITIONS AND METHODOLOGY

Research projects data refers to competitive projects from public or private funds, at national and international level.

- Taking into account Projects, Descriptions of the research center (Human Resources) and also the creation of networks, it is easy to strengthen synergies in research.
- Do not include grants for training and mobility platforms or infrastructures.
- Do not include grants for clinical trials, pharmacological or medical research with Pharmaceutical, Medical Devices and other companies.

CIBER (Centro de Investigación Biomédica en Red) is a Spanish public consortium to promote biomedical research through Groups of Excellence that work in a network, with State and Clinical research programs.

CERCA, RETICS, BIOBANCO & IS-FAHN Networks. Public or private accounts, at national or international level, if centers are not Hospitals/Other Research Groups in Biomedicine, aimed to the development of clinical/other research projects.

Recognized Groups by the Catalan Government (Generalitat de Catalunya). The aim is to support group-doing research in Catalonia with the goal of promoting their activities and aspects, economic and social impact, as promoting their international projection.

© 2019-2020 Fundació Institut de Recerca Hospital Universitari Vall d'Hebron (VHIR). Developed by Jedicare

Clinical trials

NEW

322 CLINICAL TRIALS

54 EPA (POST AUTHORIZATION STUDY)

5 MD (MEDICAL DEVICE STUDY)

ACTIVE

1 377 CLINICAL TRIALS

278 EPA (POST AUTHORIZATION STUDY)

40 MD (MEDICAL DEVICE STUDY)

224 CLINICAL TRIALS ON RARE DISEASES

131 CLINIAL TRIALS ON PEDIATRICS

1 847 CLINICAL TRIALS PATIENT INCLUSIONS IN 2020

Facts and Figures

RESEARCH ACTIVITIES

Publications

Research Projects and Networks

< Clinical trials

Events and Seminars

Master's Degree in Traslational Biomedical Research

Thesis

WIDER

VHIR STATISTICS

VHIR Report

Active Clinical Trials 5-year evolution

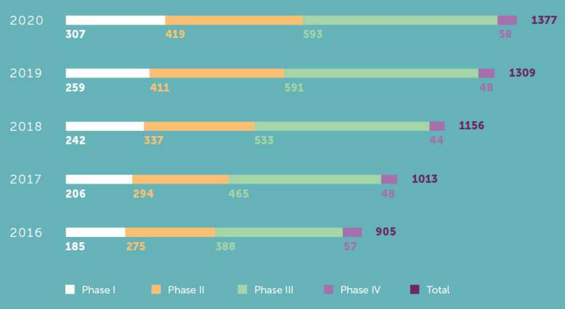

Patient inclusions 5-year evolution

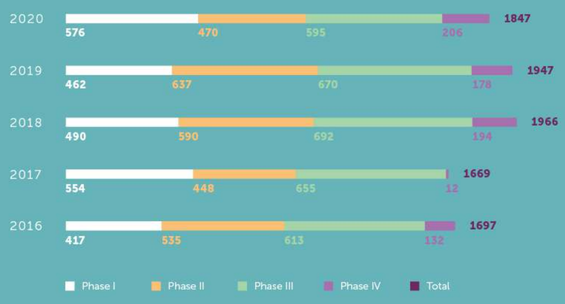

Active Clinical Trials by Research Area

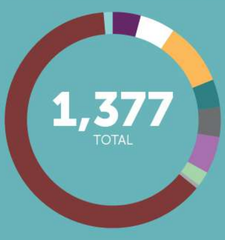

60 ONCOLOGY

73 VASCULAR BIOLOGY AND METABOLISM (VAM)

130 NEUROSCIENCES

57 INFECTIOUS DISEASES

59 DIGESTIVE AND LIVER DISEASES

78 IMMUNOMEDIATED DISEASES AND INNOVATIVE THERAPIES

29 OBSTETRICS, PEDIATRICS AND GENETICS

10 RESEARCH IN SURGERY

865 ADULT ONCOLOGY & HEMATHOLOGY (VHIO)

16 OTHERS

Billing evolution of clinical trials

	2016	2017	2018	2019	2020
Phase I-II	8.59M€	9.51M€	10.76M€	12.64M€	12.36M€
Phase III	5.91M€	6.20M€	9.12M€	8.25M€	9.05M€
Phase IV	0.39M€	0.35M €	0.21M€	0.14M€	0.19M€
EPA	0.26M€	0.38M€	0.24M€	0.50M€	0.48M€
TOTAL	15.15M€	16.44M€	20.33M€	21.52M€	22.08M€

Definitions & methodology

Data is at Campus level
The data includes commercial and academic studies that are registered in the database.
Research Area "Others": studies of researchers who are not part of any research area of VHIR but belong to a Service of Vall d'Hebron Hospital.
New: studies with signed contract+AEMPS+CEIm.
Active: active+new+closed studies in the year.

© FIR-HUVH Fundació Institut de Recerca Hospital Universitari Vall d'Hebron 2019 | Developed by: ondeuev

Events and Seminars

219
TOTAL

2 EXTRAORDINARY CONFERENCES

26 COURSES

139 SEMINARS AND SESSIONS

52 THESIS

Seminars

Activities-Seminars-Workshops VHIR-HUVH of interest	5
VHIR Seminars – On-site	3
VHIR Webinars – Online activity	15
IRISCAT Webinars – Online activity	11
VHIR Academic ceremony – Master Opening day	1
TOTAL	35

Conferences/VHIR/HUVH days

Annual Conference	1
VHIR Scientific Conference	1
TOTAL	2

Courses

VHIR/HUVH training courses	17
UEB Courses	4
Labour risk prevention courses	5
TOTAL	26

SESSIONS

Innovation Session	1
Scientific Sessions, Cardiology Department	34
Clinical sessions, Digestive	25
Clinical sessions, Hematology	21
Neurology Service Sessions	23
TOTAL	104

THESIS

TOTAL	52

Know more

Facts and Figures

RESEARCH ACTIVITIES
Publications
Research Projects and Networks
Clinical trials
< Events and Seminars
Master's Degree in Traslational Biomedical Research
Thesis
WIDER
VHIR STATISTICS
VHIR Report

© FIR-HUVH Fundació Institut de Recerca Hospital Universitari Vall d'Hebron 2019 | Developed by: ondeuev

Master's Degree in Traslational Biomedical Research

39 ENROLLED STUDENTS

98 NEW ENTRY OCCUPATION (%)

68 INTERNSHIP STUDENTS AT VHIR (%)

100 GRADUATION RATE (%)

91 AVERAGE WORKING INSERTION RATE(*) (%)

(*)The average work insertion is calculated via Internal Work Insertion Survey until course 2017-2018, using a survey template by AQU (Agencia Catalana de Qualitat Universitaria).

Evolution of Course Enrollment

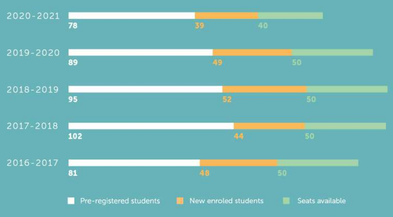

Internship destination

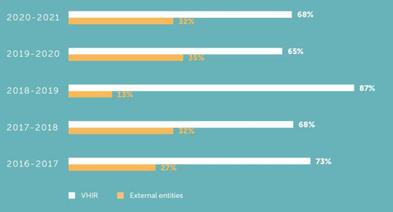

Student's origin

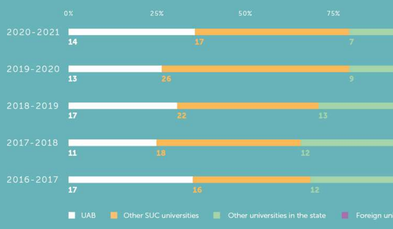

Student's 2020-2021 background

5 BIOLOGY

3 BIOCHEMISTRY

9 BIOMEDICINE

10 BIOTECHNOLOGY

2 GENETICS

1 MEDICINE

2 PHARMACY

3 MICROBIOLOGY

4 OTHER

Student background

	2016-2017	2017-2018	2018-2019	2019-2020	2020-2021
Biology	10	9	9	10	5
Biochemistry	8	4	13	4	3
Biomedicine	8	8	15	15	9
Biotechnology	13	16	11	13	10
Genetics	1	2	2	2	2
Medicine	1	1	3	1	1
Veterinary Medicine	2	0	0	0	0
Pharmacy	0	2	0	2	2
Microbiology	2	0	0	1	3
Nanoscience and nanotechnology	3	2	0	1	0
Other	0	0	0	0	4
TOTAL	48	44	53	49	39

Student 2020-2021 by gender

82% FEMALE

18% MALE

Private Funded Scholarships

	2016-2017	2017-2018	2018-2019	2019-2020	2020-2021
TOTAL	7	6	2	2	2

Student performance

	2016-2017	2017-2018	2018-2019	2019-2020
Average grade	8.5	8.4	8.65	8.72
Graduation rate	98%	98%	100%	100%

Work Insertion

	2014-2015	2015-2016	2016-2017	2017-2018	AVERAGE
Currently working	83%	92%	97%	90%	91%
Working in Barcelona	88%	84%	77%	84%	83%
Working at VHIR	31%	84%	26%	27%	24%
Working in Private Companies	84%	38%	29%	63%	46%
Working in Public Sector	62%	71%	37%	84%	54%
Continued with PhD studies	59%	64%	84%	42%	53%

© FIB-HUVH Fundació Institut de Recerca Hospital Universitari Vall d'Hebron 2019 | Developed by: ondeuev

Thesis

Number of thesis by research area (*)

52
DOCTORAL THESIS READ (UAB)

9 | 17% VASCULAR BIOLOGY AND METABOLISM (VAM)

6 | 11% DIGESTIVE AND LIVER DISEASES

6 | 12% IMMUNOMEDIATED DISEASES AND INNOVATIVE THERAPIES

5 | 10% INFECTIOUS DISEASES

8 | 15% NEUROSCIENCES

3 | 6% OBSTETRICS, PEDIATRICS AND GENETICS

5 | 10% ONCOLOGY

10 | 19% RESEARCH IN SURGERY

(*)Number of thesis read indicator counts those theses defended by predoctoral students affiliated to VHIR research groups and directed by VHIR researchers (or from Vall d'Hebron Hospital with affiliation to a VHIR research group).

52
DOCTORAL THESIS READ (UAB)

PHD STUDENT / TITLE	THESIS DIRECTOR/S
Blagetti Blagetti, Betina / Acromegalia y huella metabólica	Simó Canonge, Rafael
Ma , Donghai / Asthma and bronchiectasis: general characteristics, clinical impact, and inflammatory profile	Muñoz Calli, Fco. Javier; Cruz Carmona, Mª Jesús
Mazo Torre, Cristopher Alan / Biomarcadores asociados a complicaciones del postoperatorio inmediato y tardío que condicionan el reingreso en la unidad de cuidados intensivos del paciente trasplantado de pulmón.	Rello Condomines, Jordi
Iglesias i Felip, Carmela / Biòpsia selectiva del ganglí sentinella en el carcinoma papil·lar de tiroide. Anàlisi morfològica i valor de la càrrega tumoral ganglionar.	Ramon y Cajal Agüeras, Santiago
Real Martínez, Alberto / Caracterización histológica, molecular y metabólica de la progresión fenotípica de la enfermedad de McArdle en el modelo murino	Pinós Figueras, Tomas
Caraben Redaño, Anna / Contribución de la inflamación del aloinjerto renal a la inflamación sistémica	Serón Micas, Daniel
Mendoza Valderrey, Alberto /Cross-platform biomarker signature of long-term survival with normal allograft function after lung transplantation	Román Broto, Antonio
Requena Ruiz, Manuel / Desarrollo de estrategias de optimización del tiempo intrahospitalario en el tratamiento endovascular del ictus isquémico agudo en un centro de referencia	Molina Cateriano, Carlos
Durán Fernández, Mónica / Desarrollo de modelos celulares de la enfermedad de Dent para la identificación de los mecanismos fisiopatológicos que subyacen a la progresión de la enfermedad	Meseguer Navarro, Anna; Arriceta Iraola, Gema
Sampedro Vida, Joel / Desarrollo de un tratamiento tópico en colirio para la retinopatía diabética basado en el efecto neuroprotector de GLP-1	Simó Canonge, Rafael; Hernández Pascual, Cristina; Bogdanov Baruj, Patricia
Escola Verge, Laura / Estado actual de la endocarditis enterocócica. Retos de futuro	Almirante Gragera, Benito; Fernández Hidalgo, Nuria
González Cuevas, Gloria Monts / Estado de mal epiléptico. Diagnóstico y pronóstico	Santamarina Pérez, Estevo
Galián Gay, Laura / Estenosis aórtica severa de bajo flujo y bajo gradiente con fracción de eyección normal: prevalencia, características, pronóstico e historia natural	Evangelista Masip, Artur; Teixidó Tura, Gisela
Poza Barrasus, Jose Luis / Estudi de cohorts prospectiu del tractament quirúrgic de la incontinència urinària de esforç femenina amb bandes suburetrals transobturadores	Gil Moreno, Antonio
Rovira Amigo, Sandra / Estudi de la funció dels cilis mitjançant imatge digital d'alta velocitat. Comparació amb la ultraestructura ciliar en la discinesia ciliar primària	Moreno Galdó, Antonio
López Fortuny, Marta / Estudio comparativo de calidad de vida entre pacientes operados mediante lente implantable intraocular fáquica (ICL) y queratomileusis por láser (LASIK), utilizando un cuestionario validado específico (QIRC) para miopía entre 5 y 10 dioptrías	García Arumí, José
Sopena Santisteve, Sara / Estudio de la quasiespecies del virus de la hepatitis delta: Análisis de la región del antígeno delta y de la ribozima	Buti Ferret, María; Tabernero Caellas, David
Salvadó Figueras, Maria / Estudio de los factores genéticos que influyen en las formas familiares y esporádicas de miastenia gravis autoinmune	Gamez Carbonell, Josep; Vidal Taboada, José Manuel
Vicente Coma-Camps, Matias / Estudio preclínico sobre la revitalización de aloinjertos óseos mediante el uso de un biovidrio nanoparticulado de fosfato cálcico embebido en fibra de ácido poliláctico. Modelo animal en rata	Aguirre Canyadell, Màrius
Carbonell Socias, Melchor / Estudio Profast: Recuperación postquirúrgica en cáncer de ovario avanzado. ERAS VS Manejo Clásico	Perez Benavente, María Asunción; Sánchez Iglesias, José Luis
Pelaez De la Fuente, Eva Maria / Evaluación de la neuromonitorización del nervio laríngeo recurrente en cirugía tiroidea	Armengol Carrasco, Manuel
Martínez Serrano, Xavier / Functional profiling of the human gut microbiome using metatranscriptomic approach	Manichanh , Chaysavanh
Rovira Lorente, Paula / Genetic and epigenetic signatures of attention-deficit / hyperactivity disorder	Ribases Haro, Marta; Soler Artigas, Maria
Gutierrez Santamaria, Javier / Guías de corte del reborde basal mandibular personalizadas: desarrollo, validación y aplicaciones en cirugía de feminización y armonización facial	Bescós Atín, Coro; Armengol Carrasco, Manuel
Soler Colomer, Laura / Identificació i caracterització de mecanismes moleculars implicats en la dishormonogènesi tiroidal mitjançant l'aplicació de tècniques de seqüenciació massiva	Yeste Fernández, Diego
Blasco Lucas, Arnau / Identificación de factores que favorecen la degeneración de las bioprótesis valvulares aórticas	Galiñanes Hernández, Manuel; Armengol Carrasco, Manuel
Nemours , Stephane / identification of time- and sex-dependent pathways involved in renal ischemia-reperfusion injury in a porcine model. Link to renal cancer.	Meseguer Navarro, Anna
Villanueva Figueredo, Borja / Ileoclose trial. Estudio unicéntrico aleatorizado de profilaxis de la eventración en el cierre de ileostomías	Vallribera Valls, Francesc; Manuel López Cano; Eloy Espin
Suarez Salvador, Elena / Impacto del uso de la sutura de absorción retardada en la incidencia de dehiscencia de la cúpula vaginal, después de la histerectomía laparoscópica y robótica	Gil Moreno, Antonio
Castellón Berna, Pablo / Implementación de una Unidad de Trauma Geriátrico	Minguell Moñart, Juan; Carrera Calderer, Luis
Ramírez Estrada, Sergio Andres / Infección Respiratoria en el Paciente Crítico: Eventos Asociados a la Ventilación Mecánica	Rello Condomines, Jordi; Almirante Gragera, Benito
Perez Carneo, Cristina / Infecciones bacterianas en el paciente trasplantado hepático	Len Abad, Oscar; Castells Fusté, Lluis
Pardo Camacho, Cristina / La respuesta humoral y las interacciones neuro-inmunológicas en la mucosa intestinal como contribuyentes en la patofisiología del Síndrome del Intestino Irritable con predominio de diarrea	Vicario Perez, María; Santos Vicente, Fco Javier
Fortea Guillamon, Marina / Mecanismos citotóxicos y humorales implicados en la etiopatogénesis de la esofagitis eosinofílica	Azpiroz Vidaur, Fernando; Vicario Perez, María
Marín Sánchez, Ana María / Mecanismos de tolerancia al receptor de la tirotropina (TSHR): Análisis de su contribución a la respuesta autoinmune en la enfermedad de Graves	Pujol Borrell, Ricardo; Colobran Oriol, Roger
Tarrasó Urios, Guillermo / Modelos celulares de la enfermedad de McArdle; evaluación de la terapia farmacológica con agentes read-through, características del metabolismo energético y de la vía de la autofagia	Pinós Figueras, Tomas
Padilla Sirera, Natalia / Novel approaches for in silico identification of pathogenic variants in BRCA1 and BRCA2 hereditary breast and ovarian cancer predisposition genes	De la Cruz Montserrat, Fco. Xavier
Bravo Garmendia, Miren / Nuevos tratamientos en esteatohepatitis no alcohólica experimental: Combinación de estatinas y antagonistas del receptor A de endotelina para la recuperación del fenotipo alterado de las células del sinusoide hepático	Martell Pérez-Alcalde, María; Genesca Ferrer, Meritxell
Valverde Lahuerta, Silvia / PREBIOUS Trial. Prevención de la hernia incisional en la laparotomía media con una malla de BIO-A	Armengol Carrasco, Manuel; López Cano, Manuel
Saillent Font, Andrea / Precisión de las guías personalizadas en Cirugía ortopédica y traumatología	Minguell Moñart, Juan
Parés Casellas, Marta / Preclinical assessment of a gene editing approach for MNGIE	Barquiñero Mañez, Jordi
Jimenez Balado, Joan / Progresión de la enfermedad de pequeño vaso cerebral: factores de riesgo, mecanismos implicados y consecuencias clínicas.	Delgado Martínez, María Pilar
Huamán Ríos, José Walter / Relación entre dieta, función y síntomas digestivos	Accarino Garaventa, Ana María; Azpiroz Vidaur, Fernando
Mazarro Campos, Alejandro / Relevancia de los ganglios centinela en territorios atípicos en el tratamiento del carcinoma escamoso de cavidad oral en fase T1-2N0	Armengol Carrasco, Manuel; Bescós Atín, Coro
Fuentes Varela, Pedro / Significant roles of ITGB3 in the tumour microenvironment: EMT driver in hypoxic conditions and central axis in intercellular communication	Ramon y Cajal Agüeras, Santiago
Correa Vázquez, Eva Alicia/ Síndrome compartimental crónico del antebrazo	Barrera Ochoa, Sergi
Coccia , Elena / SIVA-1 role in neurons: a novel FAIM-L functional antagonist	Comella Carnice, Joan X.; Pérez García, María Jose
Calvo Barreiro, Laura / The gut microbiota as a therapeutic target in multiple sclerosis	Espejo Ruiz, Carmen; Eixarch Ahufinger, Herena; Montalban Gaitín, Xavier
Samarkanova , Dinara / Umbilical cord blood platelet rich plasma derivatives for therapeutic applications and development of clinical trials fr treatment of skin and ocular ulcers	Querol Giner, Sergi
Kraft Carré, Miquel Eduard / Ús d'antibiòtics i antisèptics tòpics per a la prevenció de la infecció del lloc quirúrgic	López Cano, Manuel
Rabasa Antonijuan, Jordi / Utilidad diagnóstica del test intraoperatorio del virus del papiloma humano como marcador precoz de curación o recidiva en mujeres con neoplasia intraepitelial cervical de alto grado (HSIL/CIN2-3)	Gil Moreno, Antonio
Valle T-Figueras, Jose Maria / Variabilitat, efectivitat i seguretat del voriconazole en la infecció fúngica invasiva a pediatria	Soler Palacín, Pere

(*)Number of thesis read indicator counts those theses defended by predoctoral students affiliated to VHIR research groups and directed by VHIR researchers (or from Vall d'Hebron Hospital with affiliation to a VHIR research group).

© FIR-HUVH Fundació Institut de Recerca Hospital Universitari Vall d'Hebron 2019 | Developed by: ondeuev

WIDER

Due to the pandemic caused by COVID-19, the celebration of the 14th International Notes-WIDER-Barcelona Course had to be postponed to 2021.

However, the scientific activity of Dr. Josep Ramon Armengol and his team at Vall d'Hebron Barcelona Hospital Campus didn't stop and they have continued to participate, virtually, in various international events related to endoscopy.

Here are these events:

- **The III Eurasian Endoscopy forum (UralEndo), toook place in Yekaterinburg, from 4th-5th September, 2020.**

Live demostration: Drs Armengol-Miro and Dot. Wider-Barcelona

At this event, Professor Jose Ramon Armengol-Miro gave a timely lecture on the role of standard endoscopy terminology in the rapidly approaching era of artificial intelligence (AI). The aim was to expand our endoscopic horizons and to give a glimpse of a future which has already arrived.

Artificial intelligence is the latest buzzword in the field of endoscopy, and AI will soon be another tool in the armamentarium of the endoscopist. Thus at UralEndo, the III Eurasian Endoscopy Forum, we were pleased to present a highly relevant lecture by Professor Jose Ramon Armengol-Miro on the part to be played by standard endoscopy terminology in this new context. The lecture, presented in virtual format, was viewed online by over 3000 specialists because of the new "hybrid" format of the forum.

The fascinating presentation by Professor Armengol-Miro gave participants the feeling that they were watching a science fiction creation, such as Douglas Adams' *The Hitchhiker's Guide to the Galaxy* which came out in 1978. Some of Adams' fantastic ideas are becoming realities, and we all need to be knowledgeable about them as rapidly evolving adjuncts to endoscopy.

Being, in the field of endoscopy, a "grand master" and an artist (incidentally, a friend of Salvador Dali's for 15 years), Professor Armengol-Miro teached the tremendous need for accurate use -of endoscopic terminology, but always to remember that there is a real patient behind every definition.

Professor Armengol-Miro shared his own outstanding experience of endoscopy practice spanning more than 25 years. He discussed the evolution of machine learning with deep learning based on neural networks, and the use of neural networks for detection, identification, and characterization of the different polypoid lesions of the digestive tract. He assured us that AI will be an increasingly useful supporting tool for the physician but that it will never replace the human element.

- **The IV Central China International Forum on NOTES and Interventional Endoscopy" took place in Zhengzhou (China), from 13th-16th September, 2020.**

Live demostration: Drs Armengol-Miro and Dot. Wider-Barcelona

- **Yaroslavl Endoscopy Symposium. International Endoscopy Workshop with live demonstrations and hands-on training. Took place in Ekaterinburg (Rusia), from 3rd-4th July, 2020.**

Live demostration: Drs Armengol-Miro and Dot. Wider-Barcelona

© FIR-HUVH Fundació Institut de Recerca Hospital Universitari Vall d'Hebron 2019 | Developed by: ondeuev

Economic summary

40.28

TOTAL (M€)

38

PUBLIC FUNDS (%)

62

PRIVATE FUNDS (%)

Evolution of Income in M€

Income by origin of funds (M€)

A	National Grants/Networks	10.34
B	International Grants/Networks	2.99
C	Public Funding	2.10
D	Clinical Trials	7.46
E	Donations	4.05
F	Teaching	0.99
G	Research Services	2.97
H	Financial Incoming	0.05
I	Agreements Industry	9.33
TOTAL		40.28

Evolution of income by division

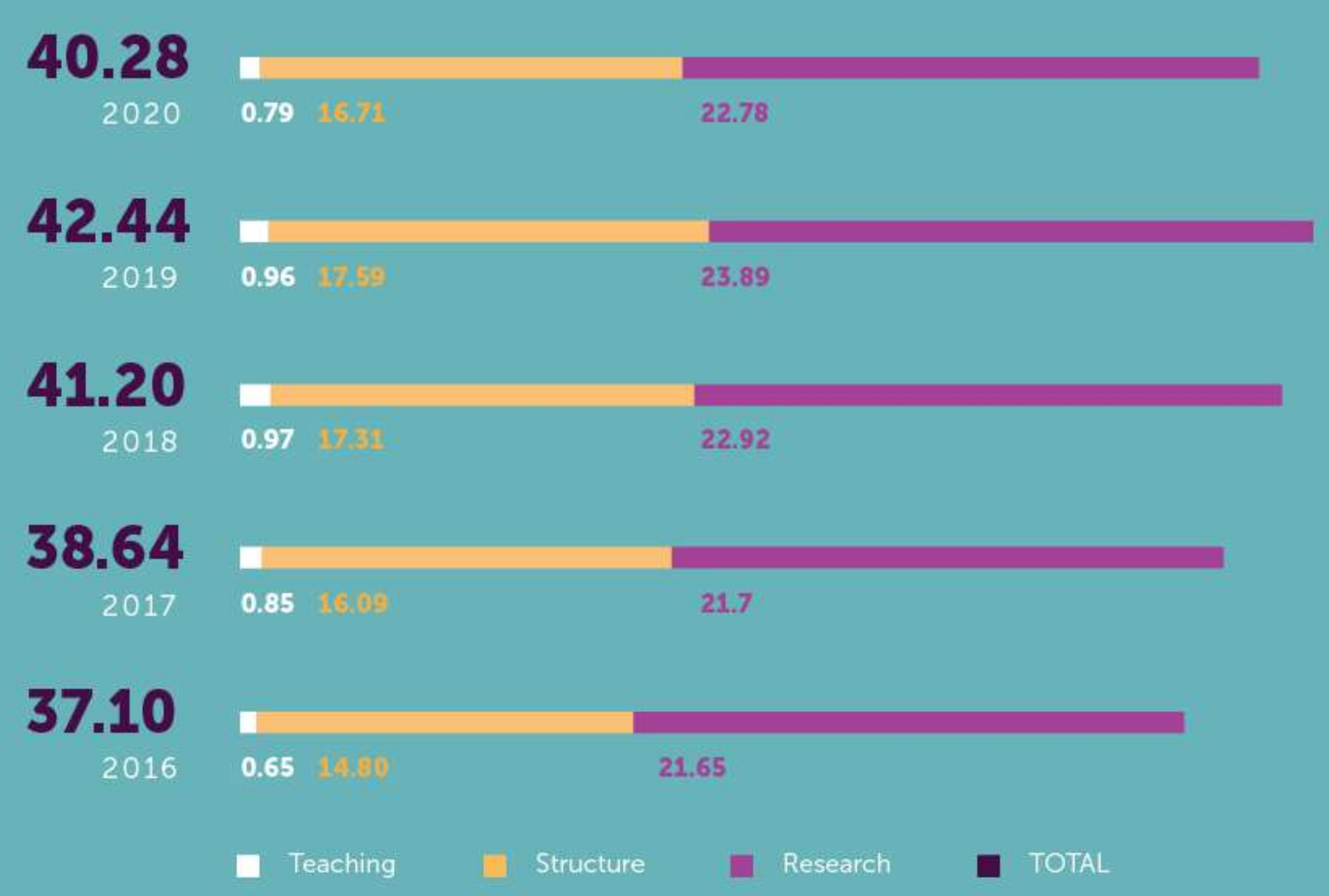

© FIR-HUVH Fundació Institut de Recerca Hospital Universitari Vall d'Hebron 2019 | Developed by: ondeuev

Facts and Figures

RESEARCH ACTIVITIES
MAIN EVENTS
• Core Facilities
Clinical Research
Pharmacy
Laboratory
Research Support
Training
HCSA Report

Core Facilities

10 461 LAS WHOLE USES IN RESEARCH

95 LAB ACTIVE PROCEDURES

15 BIOLOGICAL PROCESSING SERVICES

77 PIP ACTIVE PROJECTS

33 BIOBANK PROJECTS WITH INFORMATION AVAILABLE

9240 LIAT SERVICES PERFORMED

48 LIAT LOGS (REGARD INTERNAL PROGRAMMATIC PLATFORM)

287 HCSA ACTIVE CLINICAL COLLABORATIONS

83 LIAT CLINICAL TRIALS/OPTIMIZATION/FINANCIAL SPONSOR/OTHER

258 HCSA/LAB CONTROLS SERVICE

41 HCSA/LAB SUBCONTRACTED SERVICES

59 LAB ACTIVE STUDIES

INDEX

RESEARCH ACTIVITIES
LABORATORIAL SUPPORT (LAS)
PRECLINICAL IMAGING PLATAFORM ACTIVITY (PIP)
BIOBANK
LIAT (HIGH TECHNOLOGY UNIT)
CLINICAL RESEARCH SUPPORT UNIT (CRSU)
CLINICAL RESEARCH SUPPORT UNIT (CRSU) - PHARMACY
ACADEMIC RESEARCH ORGANIZATION (ARO)

LAB ANIMAL SERVICE (LAS)

Animals (least) in Research

9987 MICE

674 RATS

Total number of mice and rats used for research, including breeding, tissue and blood sampling, and HCSA service provision of experimental procedures.

Active procedures per species

81 MICE

14 RATS

Total number of experimental procedures approved by the Company's Animal Ethics Committee (in Portuguese: Comissão de Ética em Utilização de Animais - CEUA).

Active procedures per area and species

Animal package of usage and individualization*

2820 MICE

116 RATS

*Package number of cages per week (individualization number per cage).

EXPERIMENTAL SURGERY UNIT (ESU)

ANIMAL USED IN SURGERY	
Rabbits	116
Mice	81
Pigs	14
Rats	116

ACTIVE PROCEDURES PER SPECIES	
Rabbits	5
Mice	1
Pigs	1
Rats	1
Or the procedure	
Rabbits	1

Active procedures per area and species*

TOTAL

5 RABBITS

1 MICE

5 PIGS

*Proper authorization of experimental procedures approved by the Company's Animal Ethics Committee (in Portuguese: Comissão de Ética em Utilização de Animais - CEUA).

PRECLINICAL IMAGING PLATAFORM ACTIVITY (PIP)

OPTICAL IMAGING

Research Groups	ACADEMIC USERS	SCIENTIFIC COMM. USERS	PRODUCT PROJECTS
MMG	1	0	0
VDMG	1	100,00%	12,5
External users		0,00	0
Total Hours		100	12,5

MICROCT

Research Groups	ACADEMIC USERS	SCIENTIFIC COMM. USERS	PRODUCT PROJECTS
MMG	1	100	1
VDMG	1	0,00	0
External users		0,00	0
Total equipMicro		100	1

ULTRASOUND

Research Groups	ACADEMIC USERS	SCIENTIFIC COMM. USERS	PRODUCT PROJECTS
MMG	1	0,00	0
VDMG	1	100	1
External users		0,00	0
Total equipMicro		100	1

BIOBANK

NUMBER OF NEW SAMPLE DONATIONS

1604

TOTAL

Cardiology Bank	108
Digestive Pathologies Bank	1
Endocrinology and Metabolic Pathologies Disease	1
Endocrinology Bank	90
Hematology Bank	229
Immunopathologic Pathologies Bank	27
Neurological Tissue Bank	1
Organs Bank	30
Pulmonar Bank	169
Tumor Bank	1192
Others	10

Number of Projects which have asked for sample processing services

19 CARDIOLOGY BANK

1 INDUSTRY PROCESSING BANK

1 MOL. GENEMIC PATHOLOGIES AND HEMATOLOGY BANK

4 ENDOCRINOLOGY BANK

4 DERMATOLOGY BANK

1 NEUROLOGICAL TISSUE BANK

2 OBESITY BANK

3 PULMONARY BANK

2 TUMOR BANK

112 OTHERS

Number of Projects which have asked for samples (Internal Transfer Service)

4 CARDIOLOGY BANK

1 INDUSTRY PROCESSING BANK

6 MOL. GENEMIC PATHOLOGIES AND HEMATOLOGY BANK

8 ENDOCRINOLOGY BANK

1 NEUROLOGICAL TISSUE BANK

1 OBESITY BANK

2 LUNG BANK

5 TUMOR BANK

5 OTHERS

LIAT (High Technology Unit)

Liat groups

40 MMG

2 PARTNER INSTITUTIONS

3 PUBLIC RESEARCH ORGANIZATIONS

3 PRIVATE CLIENTS

Number of services performed*

423 MOLECULAR PHENOTYPING

4508 GENOMICS

2170 ANTIBODY

1521 LIGANDS

619 METABOLOMICS

*In the calculation of services, the total number includes the number of samples processed by each individual analysis and/or the number of samples processed by each analysis.

Internal projects (supported)

	N° OF SUPPORTED PROJECTS
Competitive Nutrisa projects	1
Non-competitive Nutrisa projects	0

% of service requests (*)

73.53% NUTRISA FUNDED PROJECTS

26.47% NON-COMPETITIVE FUNDED PROJECTS

*Internal projects (Nutrisa) and other projects (Nutrisa) are grouped in the same category.

% of Total Costing (**)

79.12% COMPETITIVE FUNDED PROJECTS

20.88% NON-COMPETITIVE FUNDED PROJECTS

(**) The total cost based on the total costs incurred by the Liat Unit (including R&D and technical support).

New Internal services

Proteomics	Lysate
Microscopy	Confocal analysis, or of a live cell/tissue, multidimensional microscopy adapted for in vivo experiments (Nutrisa Project)
Microscopy	Confocal dedicated hybrid spectral detection (SD/Lambda mix) using the Airyscan detector of the Zeiss LSM880 confocal microscope
Microscopy	FISH, dedication to live and fixed samples using the Zeiss LSM880 and Leica Thunder microscopes
Genomics	Transcriptomics
Metabolomics	Development of different methods for detection and quantification of central energetic metabolites and amino acids

USC-HEALTHCARE PLATFORM

Active clinical initiatives	QT
Non-sponsored projects	21
Non-project investigators	65
No. of sites	2 hos
No. Screened/consented	54
No. patients used for monitoring/authorization/other activities, start-up and close out	23
Total	1.294
% of the size of healthcare space	5,1%
Number of studies for regular phase consultation	21
Request of studies for my hospital	21
Request of studies for support of research nurse	21
Publication of public further studies	21
Notifiness of private further studies	210

UEB (Dietetics & Bioinformatics Unit)

UEB services by type

	TOTAL UE	TOTAL Search	TOTAL OF PATIENTS	NUMBER OF PATIENTS WITH BIOINFORMATICS	NUMBER OF PATIENTS WITHOUT BIOINFORMATICS
Teaching Nutrition Consultation & Nutritional Assessment	3 426	60	2	1	1
High Hospitalized Patients Nutritional Monitoring	20 054	747	31	31	
Intra-hospital Nutritional Support Monitoring	30 354	1 038	36		36
Assistance in nutritional support (enteral and parenteral nutrition)	14	14	1	1	1
Assistance in nutritional support (oral nutrition)	7 189	307	12		12
Clinical Case Discussion	1075	215	5		5
Research Nutritional Consultation	27 130	1 423	2		2
Assistance in food prescribing	154	63	2		2
TOTAL	**91 396**	**4 868**	**89**	**33**	**59**

UEB services by case type

	TOTAL UE	TOTAL Search	TOTAL OF PATIENTS
Internal	87 530	4 805	330
External	3 866	63	3
TOTAL	**91 396**	**4 868**	**333**

ARO (Academic Research Organization)

Active studies by Hospital Service

59

TOTAL

Phases of the studies

3 | 5.08% PHASE I

4 | 6.78% PHASE II

10 | 16.95% PHASE III

15 | 25.42% PHASE IV

15 | 25.42% PHASE V

4 | 6.78% OBSERVATIONAL STUDY

7 | 11.86% OTHER CLINICAL RESEARCH

1 | 1.69% MEDICAL DEVICE

Clinical studies managed through networks

19 | 32.20% HCSA

3 | 5.08% ACRA

37 | 62.71% OUT OF THE NETWORK

Promoter

5 | 8.47% NATIONAL PHARMA

19 | 32.20% HCSA

5 | 8.47% INTERNATIONAL COMPANIES

25 | 42.37% HOSPITAL

3 | 5.08% ACRA

2 | 3.39% OTHERS

Development area

40 HOSPITALS

19 ACADEMIA/R&D

Centers participating

18 HOSPITALS

41 HCSA NETWORK

© 2018-2020 Hospital Casa de Saúde Research Institute - Rua Visconde de Pirajá, 550 - Ipanema - Rio de Janeiro - RJ - CEP 22410-003 - CNPJ 33.656.451/0001-07

Innovation

5
NUMBER OF SPINOFFS APPROVED (*)

1.5 M €
REVENUE FROM INNOVATION ACTIVITIES (**)

9
NUMBER OF NEW COLLABORATIONS (***)

13
NUMBER OF CALLS GRANTED

(*) In 2020, VHIR's Board of Trustees (Patronato) approved the constitution of five companies participated by VHIR.
(**) Income generated by the activities of the Innovation Unit (royalties and ufront payments from licenses, OHs from collaboration agreements and competitive grants, etc.)
(***) Research collaborations between research groups at VHIR and companies

Evolution of Income for innovation activity (*)

(*) Evolution of Income for innovation activity. The activities are described in the section: "Revenue collected by type of innovation activities"

Spin-off's approved in 2020 (*)

5 SPIN-OFFS APPROVED IN 2020	**BSURE**
	ENDOLIPID THERAPEUTICS
	MIMARK
	TENSORMEDICAL
	ABCDX

(*) In 2020, VHIR's Board of Trustees (Patronato) approved the constitution of five companies participated by VHIR.

Patents 2020

Patent applications (*)	**2**
Utility Model (**)	**1**
International Patent Aplication (PCT) (***)	**13**
Patents entering national phases (****)	**2**
Patents licensed to companies (*****)	**2**

(*) Patent families applied in 2020
(Patent families are the set of patent applications that derive from a first priority patent application)

(**) Utility Model Families in 2020
(Families are the set of applications that derive from a first Utility Model)

(***) Patent application processed under the Patent Cooperation Treaty (PCT) that allows the application of protection for an invention simultaneously in a large number of countries by filing an "international" patent application.

(****) National patent applications arising from an international PCT application.

(*****) "Families" of Patents for which an exploitation agreement has been signed with a company (in this case called a licensee)

In total, Patents of VHIR

Patents applied (*)	111
of which licensed patents	31

(*) All patent families applied for from 2010 to 2020 inclusive

Revenue colected by type of inovation activities

Licenses (license options, upfronts, royalties, etc.) (*)	55 575 €
Spin-Off's (licenses, services) (**)	310 883 €
Collaborative Projects (***)	666 849 €
Other innovation income (****)	512 280 €

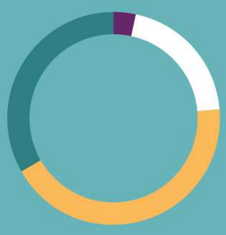

55 575€ | 4%
LICENSES (LICENSE OPTIONS, UPFRONTS, ROYALTIES, ETC.)*

310 883€ | 20%
SPIN-OFF'S (LICENSES, SERVICES)**

666 849€ | 43%
COLLABORATIVE PROJECTS***

512 280€ | 33%
OTHER INNOVATION INCOME****

(*) Revenue from assets that have been licensed to other companies.

(**) Revenue from SpinOffs in which the VHIR participates

(***) Revenue from companies or other institutions, which goes to research groups and the institution

(****) Revenue from activities such as advice, innovation activities or income intended to finance the staff of the unit.

Other resources captured and confirmed during 2020

Confirmed income for 2021 for collaborative projects with companies (*)	1 357 255 €
Funding raised by staff and innovation activities (**)	493 350 €

(*) Revenue collection are confirmed for 2021

(**) VHIR is the statewide institute that has raised the most ISCIII funding in staffing and activities of the innovation unit.

Facts and Figures

RESEARCH ACTIVITIES

VHIR STATISTICS
Economic summary
Core Facilities
< Innovation
Human resources
Media
Outreach
Fundraising

VHIR Report

© FIR-HUVH Fundació Institut de Recerca Hospital Universitari Vall d'Hebron 2019 | Developed by: ondeuev

Human resources

Staff

1 884 TOTAL

1 083 RESEARCH

801 SUPPORTING RESEARCH

72% WOMAN FUNDED STAFF

63% WOMAN FUNDED + ADSCRIBED STAFF

Staff include VHIR funded and adscribed staff. Adscribed staff, unlike VHIR funded staff, is funded by other entities such as the Vall d'Hebron Hospital, Cemcat, Blood & Tissue Bank, CIBER, etc.

Evolution of the staff

Distribution according to professional category

RESEARCH STAFF	1083
Researchers	669
Predoctoral	273
Postdoctoral	141

SUPPORT	801
Laboratory	122
Administrative	56
Graduates	407
Nurses	183
Others	33

Staff by gender

VHIR funded

28% MALE

72% FEMALE

VHIR funded + adscribed

37% MALE

63% FEMALE

Staff by age

VHIR funded

35% <30

34% 30-40

20% 41-50

11% >50

VHIR funded + adscribed

17% <30

27% 30-40

25% 41-50

31% >50

Staff by nationality

1771 NATIONALS

113 INTERNATIONALS

Internationalization

113 TOTAL

	NO. OF PUBLICATIONS
AFRICA	4
AMERICA	45
ASIA	9
EUROPE	55

© FIB-HUVH Fundació Institut de Recerca Hospital Universitari Vall d'Hebron 2019 | Developed by: ondeuev

Media

Website vhir.org

785 744 VISITED PAGES

667 317 VISITS

603 610 SINGLE USERS

175 NEWS ON THE WEB

Social Media

10 105 LIKES

18 523 FOLLOWERS

18 287 FOLLOWERS

724 410 ACCUMULATED VIEWS

18 876 INSTAGRAM CAMPUS

Social Networks Followers Evolution

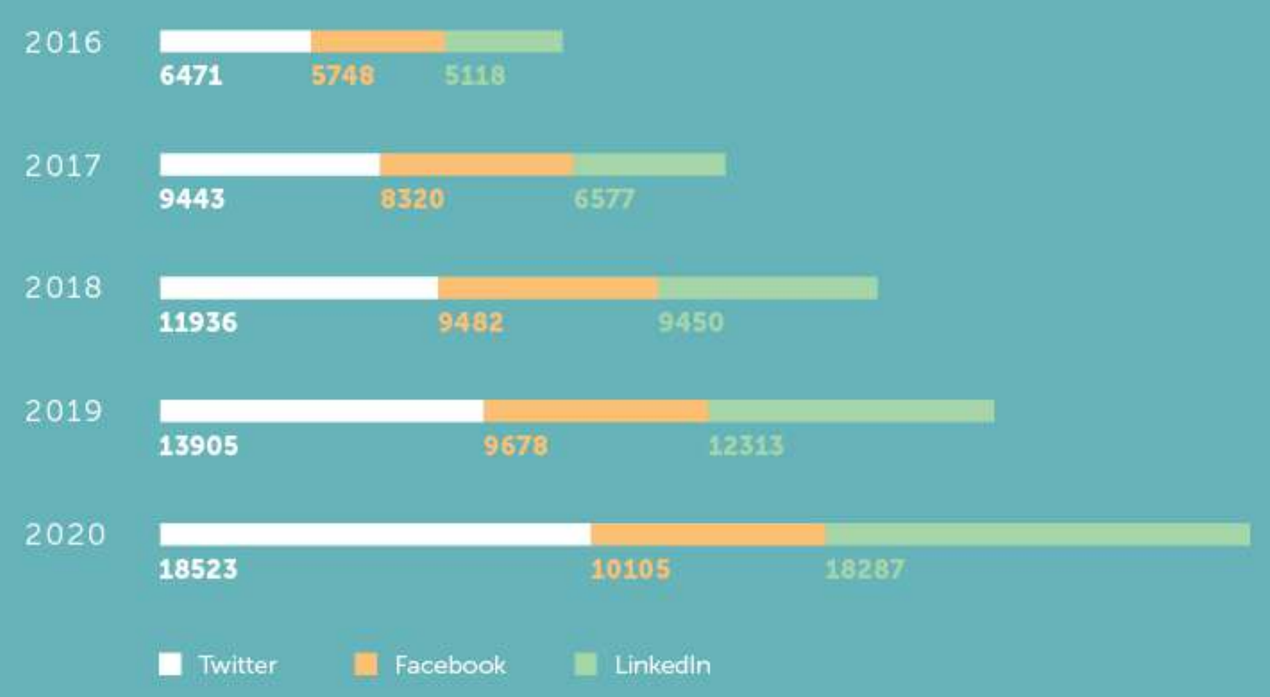

Website Evolution

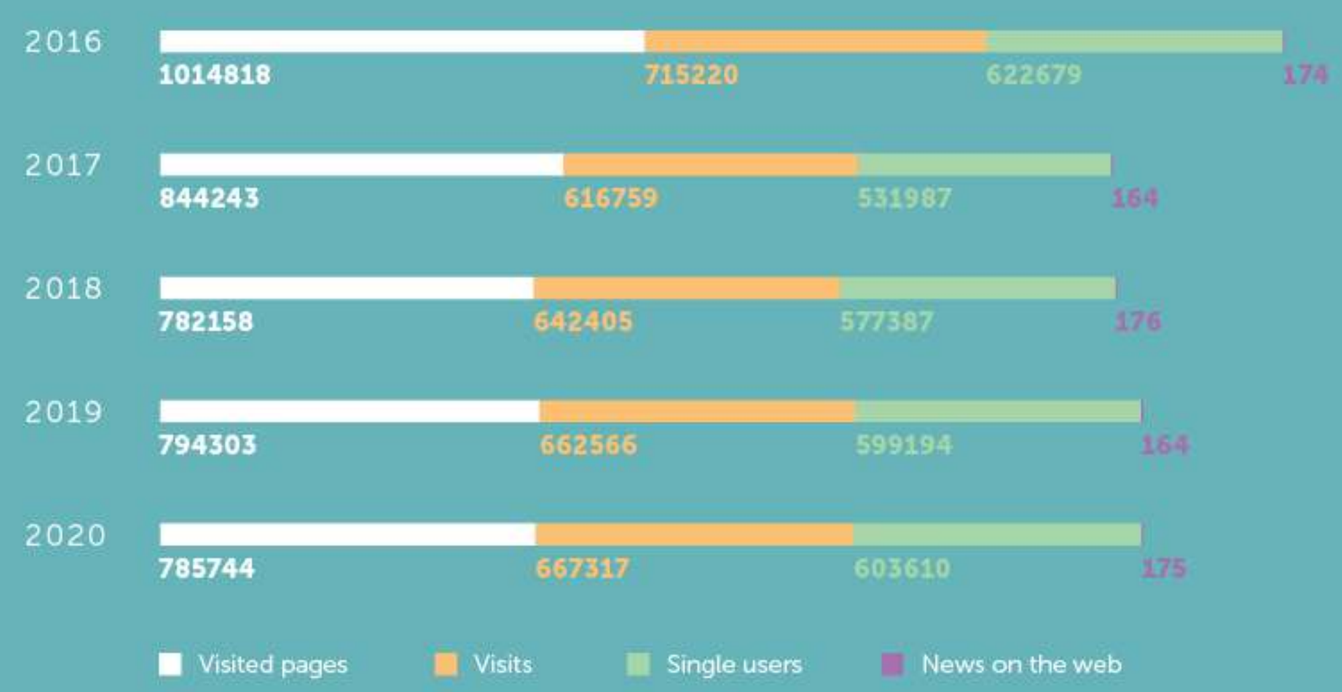

© FIR-HUVH Fundació Institut de Recerca Hospital Universitari Vall d'Hebron 2019 | Developed by: ondeuev

Outreach

Highlights 2020

13
TOTAL REALIZED ACTIVITIES

39
TOTAL PLANNED ACTIVITIES (AFFECTED BY COVID-19)

YEAR	REALIZED
2016	8
2017	12
2018	21
2019	31
2020	13 (*)

(*) planned activities 39 (affected by Covid-19)

Outreach activities 2020

TYPE OF ACTIVITY	REALIZED	NOT REALIZED
Talk	11	10
Xerrada CAP Sant Andreu	1	
Setmana del Cervell		1
Xerrada Casal gent grant Horta		1
Xerrada Casal Prosperitat Nou Barris		1
Xerrada CAP Sant Andreu		1
Xerrada Casal gent gran Horta		1
Xerrada CAP Sant Andreu		1
Xerrada Casal gent gran Horta		1
Healthio Day VH		1
Nit de la recerca	10	
Setmana de la ciencia		1
Xerrada Casal gent gran Horta		1
Roundtable	1	
Mobile Week (MWC)	1	
Colloquium		4
Research Day (Healthio)		1
Visit	1	7
Exporecerca		1
Visites La Marató TV3		4
Explora!		1
Visita Institut Joan Oró		1
48h Open House	1	
Stay		1
Joves i Ciència		1
Fair		2
4YFN (MWC)		1
YoMo (MWC)		1
Workshop		2
Festival BCN Ciència		2
Congress		2
Congrés Healthio		1
Congrés Mundial Hospitals		1
Contest		1
Concurs Monòlegs (Setmana de la ciència)		1
TOTAL	13	26
TOTAL REALIZED	13	
TOTAL PLANNED(*)	39	

(*) Planned activities include those realized and those not realized affected by the Covid-19 pandemic.

© FIR-HUVH Fundació Institut de Recerca Hospital Universitari Vall d'Hebron 2019 | Developed by: ondeuev

Fundraising

4 300
FRIENDS OF VALL D'HEBRON 2020

990.58K€
FRIENDS OF VALL D'HEBRON INCOME 2020

243.95K€
CAMPAIGN COLLECTION

FRIENDS OF VALL D'HEBRON

FRIENDS OF VALL D'HEBRON INCOME

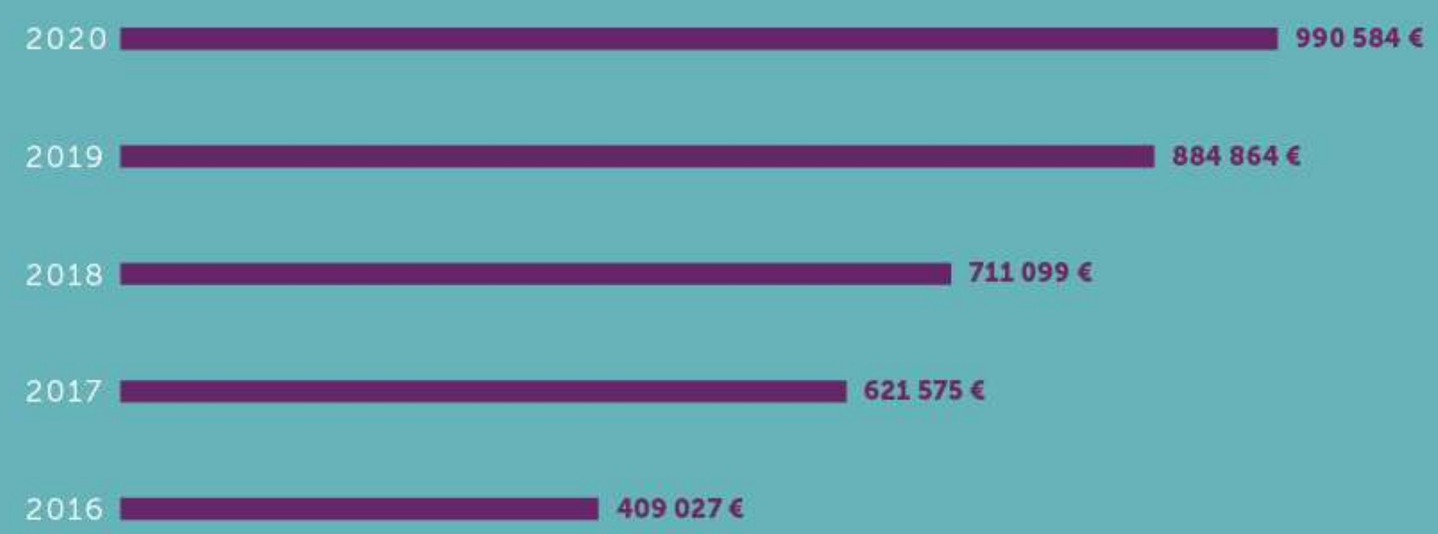

CAMPAIGN COLLECTION

Name	Llançament	2020 Collection
Amb tu, com a casa	October 2017	40 378.53 €
Somni de colors	1st ed – March 2017, 2nd ed – March 2018, 3rd ed: June 2019	29 075.98 €
Coronavirus	April 2020	163 911.79 €
Bufa la bombolla	February 2019	3 807.74 €
Mou-te per la Distonia	October 2019	6 075.00 €
VHTocaElCor	January 2019	705.00 €

© FIR-HUVH Fundació Institut de Recerca Hospital Universitari Vall d'Hebron 2019 | Developed by: ondeuev

VHIR Report

Report sent on 11/06/2021 with indicators according to ICS requisites.

Catalan Health Institute (ICS) is the largest public health service company in Spain and is affiliated to the Department of Health of the Generalitat de Catalunya. The Catalan Health Institute is made up of eight hospitals and about 300 primary care teams. It provides healthcare to almost six million users, a figure that represents 75% of the total number of people with healthcare rights in Catalonia.

Inputs

Competitive projects Principal Investigators

2019				2020			
Total	CO-PI's	ICS staff	% ICS total	**Total**	CO-PI's	ICS staff	% ICS total
203	15	142	69.95%	**206**	3	144	69.90%

Commercial projects Principal Investigators

2019				2020			
Total	NIPRC*	ICS staff	% ICS total	**Total**	NIPRC*	ICS staff	% ICS total
171	118	92	77.97%	**181**	121	94	77.69%

*NIPRC counts PI's of commercial projects which are not PI's of competitive projects

Other superior graduate staff

2019			2020		
Total	ICS staff	% ICS total	**Total**	ICS staff	% ICS total
1084	625	57.66%	**1114**	657	58.98%

Other middle graduate or FP2 staff

2019			2020		
Total	ICS staff	% ICS total	**Total**	ICS staff	% ICS total
336	193	57.44%	**309**	163	52.75%

Other research staff in platforms and support units

2019			2020		
Total	ICS staff	% ICS total	**Total**	ICS staff	% ICS total
48	1	2.08%	**51**	1	1.96%

Management and administration staff

2019			2020		
Total	ICS staff	% ICS total	**Total**	ICS staff	% ICS total
111	0	0.00%	**128**	0	0.00%

Throughputs

Competitive active research projects

2019		2020	
Num	Executed budget	**Num**	Executed budget
342	11,589,057.32€	**351**	16,167,057.29€

Active clinical trials and other commercial research

2019		2020	
Num	Billing	**Num**	Billing
877	8,769,538.17€	**857**	7,895,436.47€

Includes Clinical Trials, EPA and Medical Devices

Institutional projects and actions

2019			2020		
Num	Total	Executed budget	**Num**	Total	Executed budget
16	4,771,305.05€	3,993,929.23€	**22**	5,178,611.60€	1,363,718.75€

Outputs

Publicacions

2019					2020				
Num	IF	Q1	D1	Leadership	**Num**	IF	Q1	D1	Leadership
1187	7124	55.3%	25.9%	38.4%	**1386**	7802	57.4%	22.2%	39.0%

Includes original articles, reviews and scientific letters in journals indexed in JCR 2019. No ahead of print publications have been taken into account.

Leadership is first, last and/or corresponding author

Clínical guidelines

2019		2020	
Total	International	**Total**	International
41	24	**70**	33

Includes clinical guidelines and consensus & recommendations documents, in journals indexed in JCR

Licensed patents

2019			2020		
Total portfolio	New	Expired	**Total portfolio**	New	Expired
239	31	17	**242**	2	1

2019			2020		
Total portfolio	New	Expired	**Total portfolio**	New	Expired
8 (5 startup + 3 spinoff)	0	0	**9 (5 startup + 4 spinoff)**	1 spinoff	0

© FIR-HUVH Fundació Institut de Recerca Hospital Universitari Vall d'Hebron 2019 | Developed by: ondeuev

Institutional Highlights

January

The Government promotes the new Vall d'Hebron research building

View the news in the media

El Periódico

The Clinical Research Committee is created with the aim of promoting research at the Hospital

February

TIF:La igualtat de gènere en la recerca i al VHIR

Vall d'Hebron obtains more than €1 million in profit from the use of a patent licence

View the news in the media

Diari Ara

Vall d'Hebron receives the clinical expertise certification for Immune Minority Diseases, in the field of primary immunodeficiencies

March

Dr. Joan X Comella named new member of CataloniaBio & HealthTech

Dr. Juan Morote wins the Professors Salvador and Josep Maria Gil-Vernet Prizes of the Royal Academy of Medicine of Catalonia

Dr Ricard Ferrer, head of the Shock, Organic Dysfunction and Resuscitation Research Group leads an intensive care expert commission created in the context of COVID-19

April

Dr. Marta Martínez Vicente obtains a grant from the BBVA Foundation for Parkinson's research

View the news in the media

Expansión

Two VHIR research projects in Covid-19 will receive funding from the Department of Health

View the news in the media

Público

May

The NARTIC project, from the Translational Research in Child and Adolescent Cancer group, has been selected by the Barcelona Active Pre-acceleration Program

IRSICaixa starts a series of research webinars focused on COVID-19

September

Dr. María José Buzón receives a "la Caixa" Health Research grant

Three researchers at VHIR receive a grant from the Spanish Association Against Cancer

María Teresa Fernández de la Vega visits Vall d'Hebron to learn about the experience of the Science by Women program of the Fundación Mujeres por África, which she chairs

October

Dr. Mar Tintoré, named Vice-President of the European Committee for Treatment and Research in Multiple Sclerosis (ECTRIMS)

VHIR, highlighted center in the BioRegion of Catalonia Outlook 2020

Vall d'Hebron participates in a european initiative that amplifies the patient voice to improve health care outcomes

Vall d'Hebron officially becomes a member of a strategic alliance formed by the most relevant university hospitals in Europe

View the news in the media

ABC

November

Dr. Joaquín Burgos, awarded with the ICS Young Researcher Award 2020

View the news in the media

Infosalus

Dr. Ana Díez and Dr. Oriol Roca awarded in the 2020 Mutual Medical Research Awards

View the news in the media

Redacción Médica

Six projects on rare diseases at VHIR receive more than €700,000 from La Marató 2019

View the news in the media

CCMA

December

Dr. Mar Hernández receives the Albus Award from Grifols for a project on albumin and Alzheimer's

14th Scientific Conference and 24th Vall d'Hebron Annual Conference

"la Caixa" Foundation awards 1.5 million euros to social research of excellence

View the news in the media

Vía Empresa

New Vall d'Hebron research building work begins

View the news in the media

El Periódico

Two researchers at Vall d'Hebron awarded at the 2020 Multiple Sclerosis Solidarity Awards

View the news in the media

La Vanguardia

Presentation of the New Vall d'Hebron 2021-2025 Strategic Research Plan

The AECC Scientific Foundation provides a grant to Dr. Marco Inzitari for the study of cancer in the elderly

© FIB HUVH Fundació Institut de Recerca Hospital Universitari Vall d'Hebron 2019 | Developed by: ondecale

Scientific Highlights

January

Microbial burden is a biomarker of fecal microbiota transplant response in patients with Crohn's disease

View the news in the media
- Redacción Médica

February

The DISCOVERE project, led by Vall d'Hebron, will provide an enhanced understanding on IBS and comorbidities and the risk factors

View the news in the media
- La Vanguardia

March

Vall d'Hebron participates in an international study that completes the largest genetic map of psychiatric disorders so far

View the news in the media
- La Vanguardia

Vall d'Hebron participates in an international position statement on the use of antihypertensive drugs in COVID-19 patients

Vall d'Hebron participates in two clinical trials against the coronavirus using Remdesivir

View the news in the media
- Betevé

Vall d'Hebron enrolled the first patient in Catalonia in an international clinical trial with darilumab in patients with severe COVID-19

View the news in the media
- CCMA

Vall d'Hebron researchers have sequenced the SARS-CoV-2 virus genome of two patients

View the news in the media
- TV3

April

Achieved intracellular release of antibodies to block SMC2 against tumor stem cells

Vall d'Hebron participates in a clinical trial with vaFidemstat to avoid serious respiratory complications in patients with COVID-19

View the news in the media
- La Sexta

Vall d'Hebron participates in a clinical trial to evaluate the efficacy and safety of low-dose selinexor in patients with severe COVID-19

View the news in the media
- La Vanguardia

Identified two miRNAs capable of stopping the progression of rhabdomyosarcoma

Vall d'Hebron shows that there is a shared genetic basis between ADHD in childhood and adulthood

View the news in the media
- Infosalus

May

Demonstrated the oncogenic role of the Aurora Kinase B protein in ovarian cancer

Multidisciplinary research opens the door to the development of new therapeutic approaches in Parkinson's disease

View the news in the media
- Infosalus

A study by Vall d'Hebron shows that rheumatic patients treated with immunomodulatory therapies do not have an increased risk of COVID-19 infection

June

Identified a new pathway to attack tumor cells

View the news in the media
- 20 Minutos

Vall d'Hebron participates in a pioneering study that classifies skin conditions in patients with COVID-19

Vall d'Hebron researchers find a possible strategy for SARS-CoV-2 to strengthen its persistence in the host and facilitate its transmission

View the news in the media
- La Vanguardia

Vall d'Hebron researchers describe a preeclampsia-like syndrome in pregnancies with COVID-19

View the news in the media
- TV3

Genes may cause some people to develop severe forms of COVID-19

View the news in the media
- El País

The eye as a window to the brain. The European project RECOGNISED will determine the usefulness of the retina as a tool for identifying type 2 diabetes and cognitive impairment

July

A Vall d'Hebron study shows that 70% of residents and 56% of staff infected with SARS-CoV-2 in nursing homes are asymptomatic

View the news in the media
- Betevé

August

A 13-year study by Vall d'Hebron shows that community actions improve access to diagnosis and treatment of Chagas disease in Barcelona

View the news in the media
- El Punt Avui

Vall d'Hebron describes two cases of fetuses with edema in pregnant women with COVID-19

View the news in the media
- Catalunya Ràdio

A study by Vall d'Hebron shows that patients with severe pulmonary injury due to COVID-19 have increased risk of stroke

View the news in the media
- TV3

A study by Vall d'Hebron concludes that transmission of SARS-CoV-2 from minors with COVID-19 to adults with whom they live is low

View the news in the media
- Betevé

September

Vall d'Hebron identifies a key protein to prevent breast cancer metastases

View the news in the media
- Ara

Vall d'Hebron demonstrate negative effects of lockdown in patients with epilepsy

View the news in the media
- Betevé

10% of severe cases of COVID-19 would have genetic and immunological factors, according to two international studies with the participation of Vall d'Hebron

View the news in the media
- El Punt Avui

October

Vall d'Hebron shows that ECMO can save the life of the most severe COVID-19 patients

View the news in the media
- Diario Médico

A new artificial intelligence tool will help detect whether a liver is useful for transplantation

View the news in the media
- El País

November

A study by Vall d'Hebron shows that headache could indicate a better clinical course of COVID-19

View the news in the media
- La Vanguardia

Vall d'Hebron identifies biomarkers that would detect women at higher risk of breast cancer

View the news in the media
- TVE

Asthma could protect against COVID-19 in a specific group of asthmatic patients

View the news in the media
- El Periódico

December

The antitumor drug ABT-199/2 shows promising results against neuroblastoma

View the news in the media
- ABC

Vall d'Hebron suggests that the immune system through a cytotoxic attack of T lymphocytes would cause Parkinson's disease

View the news in the media
- La Vanguardia

Vall d'Hebron begins clinical trial of Janssen's COVID-19 vaccine

View the news in the media
- Consalud

Vall d'Hebron | Vall d'Hebron Hospital | Generalitat de Catalunya Departament de Salut | Institut Català de la Salut | UAB Universitat Autònoma de Barcelona | Generalitat de Catalunya Departament d'Educació i Universitats | CERCA Centres de Recerca de Catalunya | Creative Commons

© FPIS-SCIRT Fundació Institut de Recerca Hospital Universitari Vall d'Hebron - 2019 | Developed by: Jordquer